



auxiliary current switch, 1 NO+1 NC for miniature circuit breaker 5SL, 5SY, 5SP Incorporated switch 5TL1, RCBO 5SU1, FI 5SV (for 5SU1 handle coupler 5ST3805-1 is required)

Model	
product brand name	SENTRON
product designation	Auxiliary current switch
design of the product	Mountable
electrical endurance (switching cycles) / typical	20 000
Voltage	
insulation voltage / rated value	440 V
surge voltage resistance / rated value	4 kV
Supply voltage	
operating frequency	50/60 Hz
protection class IP	IP20
Product details	
product component	
• auxiliary switch	Yes
number of fault signal contacts	0
number of NC contacts	1
number of NO contacts	1
number of CO contacts	0
product extension	auxiliary switch
Connections	
connectable conductor cross-section	
• minimum	0.5 mm <sup>2</sup>
• maximum	2.5 mm <sup>2</sup>
tightening torque / with screw-type terminals	
• maximum	0.5 N·m
type of connectable conductor cross-sections / at AWG cables	24 ... 12
Mechanical Design	
height	90 mm
width	9 mm
depth	70 mm
net weight	55 g
Environmental conditions	
ambient temperature / during operation	
• minimum	-25 °C
• maximum	55 °C
ambient temperature / during storage	

- minimum permissible
- maximum permissible

-40 °C  
75 °C

### General Product Approval



[Miscellaneous](#)



Declaration of  
Conformity

Test Certificates

Marine / Shipping

other

Railway



EG-Konf.

[Miscellaneous](#)



LRS



[Miscellaneous](#)

[Vibration and Shock](#)

### Railway

[Confirmation](#)

### Further information

Information- and Downloadcenter (Catalogs, Brochures,...)

<http://www.siemens.com/lowvoltage/catalogs>

Industry Mall (Online ordering system)

<https://mall.industry.siemens.com/mall/en/en/Catalog/product?mlfb=5ST3010>

Service&Support (Manuals, Certificates, Characteristics, FAQs,...)

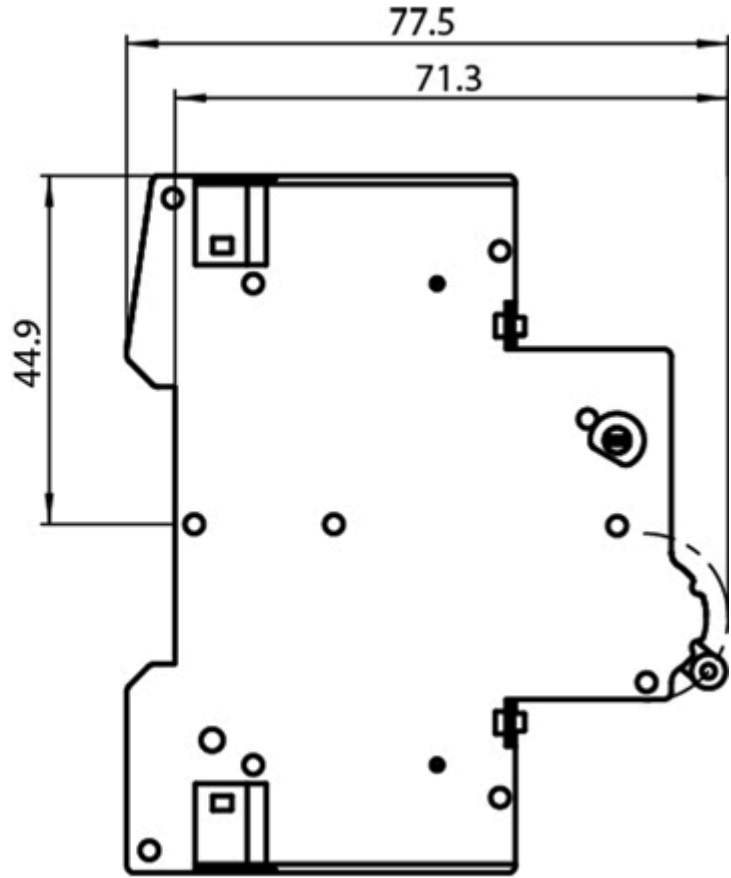
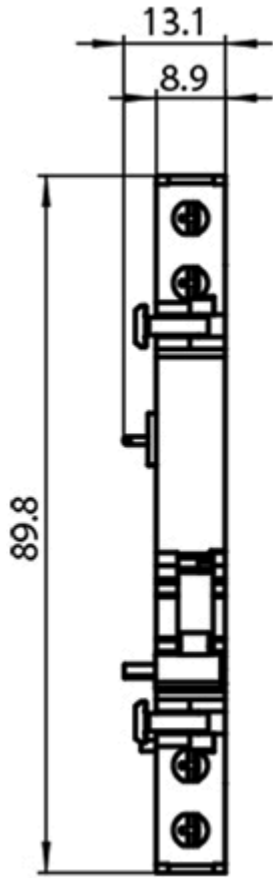
<https://support.industry.siemens.com/cs/ww/en/ps/5ST3010>

Image database (product images, 2D dimension drawings, 3D models, device circuit diagrams, ...)

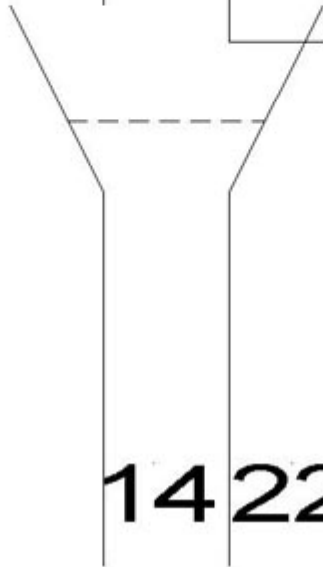
[http://www.automation.siemens.com/bilddb/cax\\_en.aspx?mlfb=5ST3010](http://www.automation.siemens.com/bilddb/cax_en.aspx?mlfb=5ST3010)

Tender specifications

<http://www.siemens.com/specifications>



1321



1422

