

# UNF, UNL, UNY, UNA unions and EL elbows

Cl. I, Div. 1 & 2, Groups A, B, C, D  
 Cl. II, Div. 1, Groups E, F, G  
 Cl. II, Div. 2, Groups F, G  
 Cl. III

Explosionproof  
 Dust-ignitionproof

4F  
 4F

## Applications:

UNY and UNF unions are installed in threaded thick wall conduit systems:

- UNY – to connect conduit to a conduit fitting, junction box or device enclosure
- UNF – to connect conduit to conduit, or to provide a means for future modification of the conduit system

UNA unions are used in conduit and fitting installations when entrance angle is between 90° and 180°.

EL elbows are installed in conduit run or in box or fitting hub:

- To change direction in threaded rigid conduit run by 90°, or when terminating at a box or fitting

## Features:

UNY, UNF and UNL unions have:

- Compact design which permits assembly with a minimum of clearance to other adjacent conduit and/or equipment
- Strong and durable construction

UNA unions:

- Have a single clamping nut on angle, making it both a union and a connector
- Permit conduit joints at angles between 90° and 180°

EL elbows have a smooth interior and are both strong and compact.

## Standard materials:

- UNY, UNF unions – 1/2" to 1" and 1 1/2": steel
- UNY, UNF unions – 1 1/4" to 6": Feraloy iron alloy
- UNL, UNA unions – Feraloy iron alloy
- EL elbows – Feraloy iron alloy or ductile iron

## Standard finishes:

- Steel – electrogalvanized with chromate treatment
- Feraloy iron alloy, malleable iron – electrogalvanized and aluminum acrylic paint

## Options:

- |  |               |
|--|---------------|
| <b>Description</b>                               | <b>Suffix</b> |
| • Copper-free aluminum.....                      | <b>SA</b>     |
| <i>Not available on UNA or 5" and 6" UNY/UNF</i> |               |

## Certifications and compliances:

### NEC/CEC:

**EL 1/2", 3/4", 1"**  
**UNF/UNY -105, -215, -205, -305**  
**UNL -105, -125, -215, -205**

- Class I, Divisions 1 & 2, Groups A, B, C, D
- Class II, Division 1, Groups E, F, G
- Class II, Division 2, Groups F, G
- Class III

**UNF/UNY -406, -506, -606, -706, -806, -905, -1005**

- Class I, Divisions 1 & 2, Groups B, C, D
- Class II, Division 1, Groups E, F, G
- Class II, Division 2, Groups F, G
- Class III

### EL, UNF, UNL, UNY – All Sizes

- Class I, Divisions 1 & 2, Groups C, D
- Class II, Division 1, Groups E, F, G
- Class II, Division 2, Groups F, G
- Class III

### UNA

- Class I, Divisions 1 & 2, Group D
- Class II, Division 1, Groups E, F, G
- Class II, Division 2, Groups F, G
- Class III

### UL standard:

- UL1203

### CSA standard:

- C22.2 No. 30

## Ordering information:

### UNY male



1/2" - 4"

### UNF female



1/2" - 4"



5" - 6"



5" - 6"

Hub size	Cat. # UNY	Hub size	Cat. # UNF
1/2"	UNY105	1/2"	UNF105
1/2" female to 3/4" male	UNY215	3/4" to 1/2"	UNF215
3/4"	UNY205	3/4"	UNF205
1"	UNY305	1"	UNF305
1 1/4"	UNY405	1 1/4"	UNF405
1 1/4"	UNY406 <sup>Ⓐ</sup>	1 1/4"	UNF406 <sup>Ⓐ</sup>
1 1/2"	UNY505	1 1/2"	UNF505
1 1/2"	UNY506 <sup>Ⓐ</sup>	1 1/2"	UNF506 <sup>Ⓐ</sup>
2"	UNY605	2"	UNF605
2"	UNY606 <sup>Ⓐ</sup>	2"	UNF606 <sup>Ⓐ</sup>
2 1/2"	UNY705	2 1/2"	UNF705
2 1/2"	UNY706 <sup>Ⓐ</sup>	2 1/2"	UNF706 <sup>Ⓐ</sup>
3"	UNY805	3"	UNF805
3"	UNY806 <sup>Ⓐ</sup>	3"	UNF806 <sup>Ⓐ</sup>
3 1/2"	UNY905	3 1/2"	UNF905
4" <sup>Ⓑ</sup>	UNY1005	4"	UNF1005
5" <sup>Ⓑ</sup>	UNY012	5"	UNF012
6" <sup>Ⓑ</sup>	UNY014	6"	UNF014

## UNL 90° angle



Hub size	Cat. #
1/2" to 1/2"	UNL105
3/4" female to 1/2" male	UNL125
1/2" female to 3/4" male	UNL215
3/4" to 3/4"	UNL205

<sup>Ⓐ</sup> See Certifications and compliances section for classification of each product.

<sup>Ⓑ</sup> Not UL Listed.

<sup>Ⓒ</sup> Not available with SA (aluminum) material option.

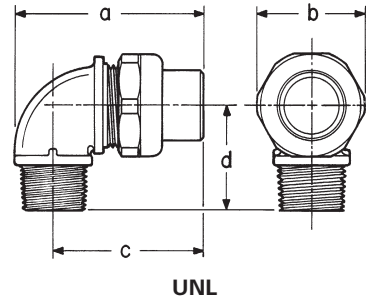
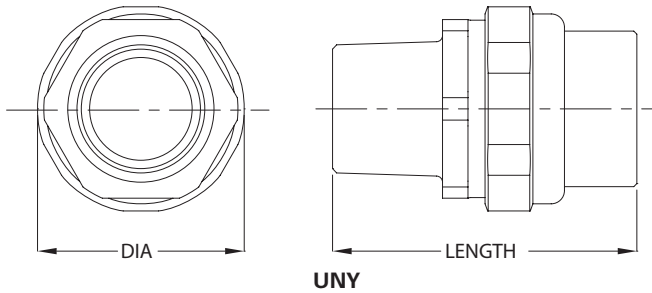
# UNF, UNL, UNY, UNA unions and EL elbows

Cl. I, Div. 1 & 2, Groups A, B, C, D   
 Cl. II, Div. 1, Groups E, F, G  
 Cl. II, Div. 2, Groups F, G  
 Cl. III

Explosionproof  
 Dust-ignitionproof

4F

## Dimensions (in inches):




## UNY/UNF

Hub size	Material	UNY		UNF	
		Length	Max. dia.	Length	Max. dia.
1/2"	Iron	2 <sup>5</sup> / <sub>8</sub>	1 <sup>3</sup> / <sub>16</sub>	1 <sup>27</sup> / <sub>32</sub>	1 <sup>3</sup> / <sub>16</sub>
1/2"	Aluminum	2 <sup>5</sup> / <sub>32</sub>	1 <sup>1</sup> / <sub>2</sub>	1 <sup>5</sup> / <sub>8</sub>	1 <sup>1</sup> / <sub>2</sub>
3/4"	Iron	2 <sup>11</sup> / <sub>16</sub>	1 <sup>1</sup> / <sub>8</sub>	1 <sup>31</sup> / <sub>32</sub>	1 <sup>1</sup> / <sub>8</sub>
3/4"	Aluminum	2 <sup>5</sup> / <sub>8</sub>	1 <sup>25</sup> / <sub>32</sub>	1 <sup>29</sup> / <sub>32</sub>	1 <sup>25</sup> / <sub>32</sub>
3/4" - 1/2"	Iron	2 <sup>5</sup> / <sub>8</sub>	1 <sup>1</sup> / <sub>8</sub>	1 <sup>1</sup> / <sub>8</sub>	1 <sup>1</sup> / <sub>8</sub>
3/4" - 1/2"	Aluminum	2 <sup>5</sup> / <sub>8</sub>	1 <sup>1</sup> / <sub>8</sub>	1 <sup>1</sup> / <sub>8</sub>	1 <sup>1</sup> / <sub>8</sub>
1"	Iron	3	2 <sup>9</sup> / <sub>16</sub>	2 <sup>3</sup> / <sub>32</sub>	2 <sup>7</sup> / <sub>16</sub>
1"	Aluminum	3	2 <sup>1</sup> / <sub>32</sub>	2 <sup>3</sup> / <sub>32</sub>	2 <sup>1</sup> / <sub>32</sub>
1 1/4"	Iron	3 <sup>23</sup> / <sub>32</sub>	2 <sup>15</sup> / <sub>16</sub>	2 <sup>1</sup> / <sub>4</sub>	2 <sup>15</sup> / <sub>16</sub>
1 1/4"	Aluminum	3 <sup>3</sup> / <sub>8</sub>	2 <sup>3</sup> / <sub>4</sub>	2 <sup>1</sup> / <sub>4</sub>	2 <sup>3</sup> / <sub>4</sub>
1 1/2"	Iron	4 <sup>1</sup> / <sub>32</sub>	3 <sup>1</sup> / <sub>16</sub>	2 <sup>3</sup> / <sub>4</sub>	3 <sup>1</sup> / <sub>16</sub>
1 1/2"	Aluminum	3 <sup>31</sup> / <sub>32</sub>	3 <sup>1</sup> / <sub>16</sub>	2 <sup>13</sup> / <sub>32</sub>	3 <sup>1</sup> / <sub>16</sub>
2"	Iron	4 <sup>7</sup> / <sub>32</sub>	3 <sup>7</sup> / <sub>8</sub>	2 <sup>11</sup> / <sub>16</sub>	3 <sup>7</sup> / <sub>8</sub>
2"	Aluminum	4 <sup>3</sup> / <sub>32</sub>	3 <sup>7</sup> / <sub>8</sub>	2 <sup>21</sup> / <sub>32</sub>	3 <sup>7</sup> / <sub>8</sub>
2 1/2"	Iron	5 <sup>13</sup> / <sub>32</sub>	4 <sup>5</sup> / <sub>32</sub>	3 <sup>1</sup> / <sub>8</sub>	4 <sup>5</sup> / <sub>32</sub>
2 1/2"	Aluminum	5 <sup>1</sup> / <sub>32</sub>	4 <sup>5</sup> / <sub>8</sub>	3 <sup>1</sup> / <sub>8</sub>	4 <sup>5</sup> / <sub>8</sub>
3"	Iron	5 <sup>13</sup> / <sub>16</sub>	5 <sup>1</sup> / <sub>16</sub>	3 <sup>1</sup> / <sub>16</sub>	5 <sup>1</sup> / <sub>16</sub>
3"	Aluminum	5 <sup>25</sup> / <sub>32</sub>	5 <sup>5</sup> / <sub>32</sub>	3 <sup>1</sup> / <sub>16</sub>	5 <sup>5</sup> / <sub>32</sub>
3 1/2"	Iron	6 <sup>9</sup> / <sub>16</sub>	5 <sup>1</sup> / <sub>16</sub>	4 <sup>1</sup> / <sub>8</sub>	5 <sup>1</sup> / <sub>16</sub>
3 1/2"	Aluminum	6 <sup>15</sup> / <sub>32</sub>	5 <sup>5</sup> / <sub>8</sub>	4 <sup>1</sup> / <sub>8</sub>	5 <sup>5</sup> / <sub>8</sub>
4"	Iron	6 <sup>5</sup> / <sub>8</sub>	6 <sup>1</sup> / <sub>16</sub>	4 <sup>1</sup> / <sub>8</sub>	6 <sup>1</sup> / <sub>16</sub>
4"	Aluminum	6 <sup>15</sup> / <sub>32</sub>	6 <sup>1</sup> / <sub>16</sub>	4 <sup>1</sup> / <sub>16</sub>	6 <sup>1</sup> / <sub>16</sub>

## UNL

Dim.	105	125	215	205
a	2 <sup>11</sup> / <sub>16</sub>	2 <sup>1</sup> / <sub>16</sub>	2 <sup>7</sup> / <sub>8</sub>	2 <sup>7</sup> / <sub>8</sub>
b	1 <sup>17</sup> / <sub>32</sub>	1 <sup>13</sup> / <sub>16</sub>	1 <sup>13</sup> / <sub>16</sub>	1 <sup>13</sup> / <sub>16</sub>
c	2 <sup>1</sup> / <sub>16</sub>	2 <sup>1</sup> / <sub>16</sub>	2 <sup>1</sup> / <sub>4</sub>	2 <sup>1</sup> / <sub>4</sub>
d	1 <sup>7</sup> / <sub>16</sub>	1 <sup>7</sup> / <sub>16</sub>	1 <sup>5</sup> / <sub>8</sub>	1 <sup>5</sup> / <sub>8</sub>

 See Certifications and compliances section for classification of each product.

# UNF, UNL, UNY, UNA unions and EL elbows

Cl. I, Div. 1 & 2, Groups C, D, E  
Cl. II, Div. 1, Groups E, F, G  
Cl. II, Div. 2, Groups F, G  
Cl. III

Explosionproof  
Dust-ignitionproof

4F

## Ordering information (continued):

### UNA



Male  
(with removable nipple)

#### Male

Hub size	Cat. #
1/2"	UNA16
3/4"	UNA26
1"	UNA36

### EL



90° male



90° female



45° female



90° male and female

#### 90° male

Hub size	Cat. #
1/2"	EL195
3/4"	EL295
1"	EL395

#### 45° female

Hub size	Cat. #
1/2"	EL1
3/4"	EL2
1"	EL3
1 1/4"	EL4
1 1/2"	EL5
2"	EL6
2 1/2"	EL7
3"	EL8
3 1/2"	EL9
4"	EL10

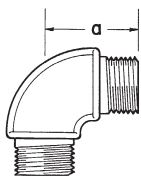
#### 90° female

Hub size	Cat. #
1/2"	EL19F
3/4"	EL29F
1"	EL39F
1 1/4"	EL49F
1 1/2"	EL59F
2"	EL69F
2 1/2"	EL79

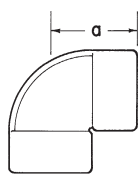
#### 90° male and female

Hub size	Cat. #
1/2"	EL196
3/4"	EL296
1"	EL396
1 1/4"	EL496

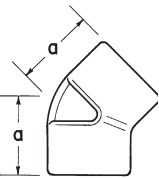
## Dimensions (in inches):



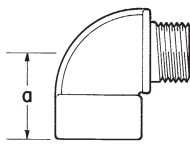
90° male



90° female



45° female



90° male and female  
EL

### UNA

#### Male

Hub size	Length	Width
1/2"	4 <sup>5</sup> / <sub>16</sub>	2 <sup>5</sup> / <sub>8</sub>
3/4"	4 <sup>13</sup> / <sub>16</sub>	2 <sup>7</sup> / <sub>8</sub>
1"	5 <sup>11</sup> / <sub>16</sub>	3 <sup>1</sup> / <sub>2</sub>

### EL

Hub size	90° male and female			
	45° female	90° male	90° female	90° male and female
a	a	a	a	
1/2"	1 <sup>1</sup> / <sub>16</sub>	1 <sup>1</sup> / <sub>16</sub>	1 <sup>17</sup> / <sub>32</sub>	1 <sup>17</sup> / <sub>32</sub>
3/4"	1 <sup>3</sup> / <sub>8</sub>	1 <sup>5</sup> / <sub>8</sub>	1 <sup>3</sup> / <sub>4</sub>	1 <sup>5</sup> / <sub>8</sub>
1"	1 <sup>21</sup> / <sub>32</sub>	1 <sup>7</sup> / <sub>8</sub>	2	1 <sup>7</sup> / <sub>8</sub>
1 1/4"	1 <sup>3</sup> / <sub>4</sub>	2 <sup>1</sup> / <sub>4</sub>	2 <sup>1</sup> / <sub>8</sub>	2 <sup>1</sup> / <sub>8</sub>
1 1/2"	1 <sup>15</sup> / <sub>16</sub>	4	4	4
2"	2 <sup>1</sup> / <sub>4</sub>	5	5	5
2 1/2"	2 <sup>3</sup> / <sub>4</sub>	6 <sup>7</sup> / <sub>16</sub>	6 <sup>7</sup> / <sub>16</sub>	6 <sup>7</sup> / <sub>16</sub>
3"	3 <sup>1</sup> / <sub>8</sub>	7 <sup>1</sup> / <sub>8</sub>	7 <sup>1</sup> / <sub>8</sub>	7 <sup>1</sup> / <sub>8</sub>
3 1/2"	3 <sup>7</sup> / <sub>16</sub>	8 <sup>1</sup> / <sub>8</sub>	8 <sup>1</sup> / <sub>8</sub>	8 <sup>1</sup> / <sub>8</sub>
4"	3 <sup>7</sup> / <sub>8</sub>	9 <sup>1</sup> / <sub>8</sub>	9 <sup>1</sup> / <sub>8</sub>	9 <sup>1</sup> / <sub>8</sub>

Ⓔ See Certifications and compliances section for classification of each product.

Ⓕ Available in copper-free aluminum. To order, add suffix 'SA' to end of catalog number.

# UNY and UNF unions – stainless steel

Cl. I, Div. 1 & 2, Groups A, B, C, D  
 Cl. II, Div. 1, Groups E, F, G  
 Cl. II, Div. 2, Groups F, G  
 Cl. III

Explosionproof  
 Dust-ignitionproof

## Applications:

UNY and UNF unions are installed in threaded thick wall conduit systems:

- UNY – to connect conduit to a conduit fitting, junction box or device enclosure
- UNF – to connect conduit to conduit, or to provide a means for future modification of the conduit system

## Features:

UNY and UNF unions have:

- Compact design which permits assembly with a minimum of clearance to other adjacent conduit and/or equipment
- Strong and durable construction

## Stainless steel benefits:

- Self-healing properties help reduce the penetration of rust/corrosion and eliminate damage to the fitting
- Retain strength in extreme heat and extreme cold conditions
- Surface is easy to maintain and keep clean
- Easy cleaning capabilities make these fittings perfect for food processing and other hygienic areas where wash downs are common
- Superior strength and durability greatly reduce replacement – this will lower your total cost of ownership and increase your return on investment
- Do not require harsh environment-damaging cleaners to keep them looking like new

## Ordering information:

Hub size	Cat. # UNY	Hub size	Cat. # UNF
1/2"	UNY105 SS	1/2"	UNF105 SS
1/2" female to 3/4" male	UNY215 SS	3/4" to 1/2"	UNF215 SS
3/4"	UNY205 SS	3/4"	UNF205 SS
1"	UNY305 SS	1"	UNF305 SS

## Certifications and compliances:

### NEC/CEC:

- Class I, Divisions 1 & 2, Groups A, B, C, D
- Class II, Division 1, Groups E, F, G
- Class II, Division 2, Groups F, G
- Class III

### UL standard:

- UL1203

### CSA standard:

- C22.2 No. 30

## Standard material:

- 316 stainless steel

## Standard finish:

- Passivated

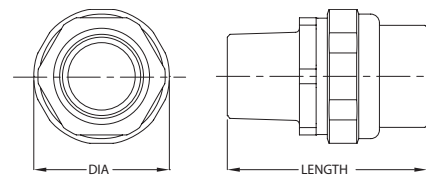


UNY



UNF

## Dimensions (in inches):



UNY

Hub size	UNY		UNF	
	Length	Max. dia.	Length	Max. dia.
1/2"	2 <sup>5</sup> / <sub>32</sub>	1 1/2	1 <sup>5</sup> / <sub>8</sub>	1 1/2
3/4"	2 <sup>7</sup> / <sub>8</sub>	1 <sup>25</sup> / <sub>32</sub>	1 <sup>25</sup> / <sub>32</sub>	1 <sup>25</sup> / <sub>32</sub>
3/4" - 1/2"	2 <sup>5</sup> / <sub>8</sub>	1 <sup>7</sup> / <sub>8</sub>	1 <sup>7</sup> / <sub>8</sub>	1 <sup>7</sup> / <sub>8</sub>
1"	3	2 <sup>1</sup> / <sub>32</sub>	2 <sup>3</sup> / <sub>32</sub>	2 <sup>1</sup> / <sub>32</sub>