



# Product Environmental Profile

Altivar 61

From 30 to 90 kW



# Product Environmental Profile - PEP

## Product Overview

The Altivar 61 range is primarily intended for the control and variation of the rotational speed of an asynchronous electric motor.

This range comprises products with ratings from 30 to 90 kW for operation on 200 and 480 V single-phase or 3-phase supplies.

The product used for the study is the Altivar 61 with a 30 kW, 480 V rating (ref. ATV61WD30N4).

It is representative of the entire range. The same technology and manufacturing process is used for other products within the range.

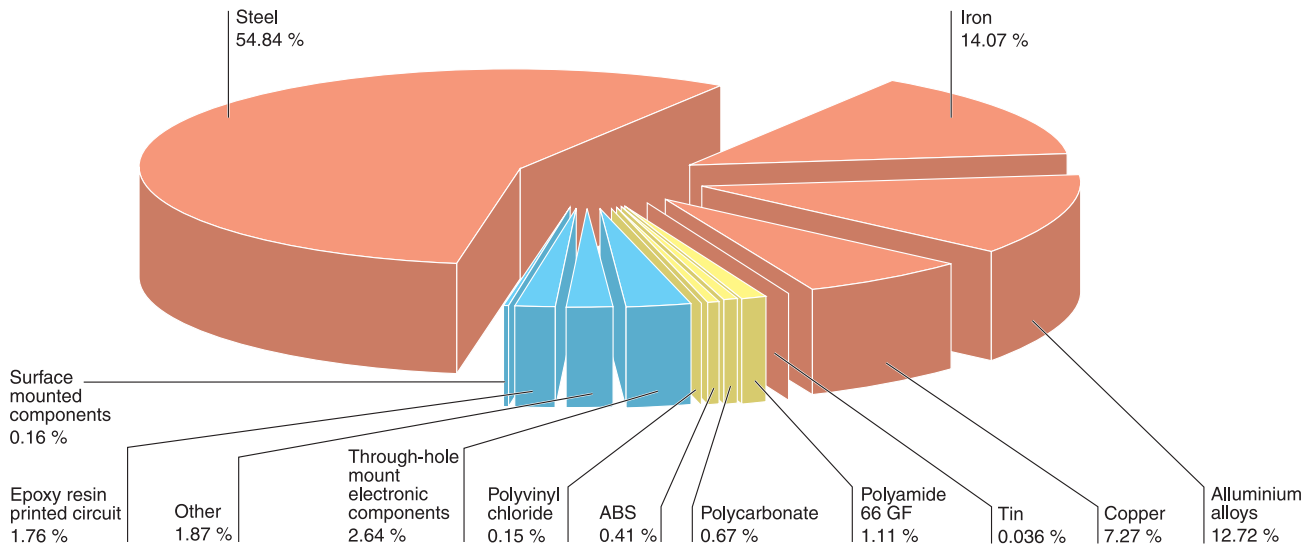
The environmental analysis has been performed in conformity with standard ISO 14040 "Environmental management: life cycle assessment, principle and framework".

It takes into account the life cycle stages of the product.

## Constituent materials

The weights of the products included in the range are between 37 kg and 69 kg. For the Altivar 61 - 30 kW, 480 V drive analysed, the weight is 37 kg (excluding packaging).

The proportional values of the various materials used are as follows:



## Substance assessment

Products of this range are designed in conformity with the requirements of the RoHS directive (European Directive 2002/95/EC of 27 January 2003) and do not contain, or in the authorised proportions, lead, mercury, cadmium, chromium hexavalent, flame retardant (polybromobiphenyles PBB, polybromodiphenylthethers PBDE) as mentioned in the Directive.

## Manufacturing

This range is manufactured at a Schneider Electric production site that has established an ISO 14001 certified environmental management system.

Continuous improvement of processes has led to an average reduction in annual energy consumption for the site of 5 %.

Thorough sorting of waste has achieved a 99 % recovery rate.

## Distribution

The packaging has been designed with the intention of reducing both its weight and volume, in compliance with the European Union packaging directive 94/62/EC.

The total weight of the packaging is 13100 g and comprises mainly cardboard and a wood pallet.

No packaging foam or clips are used.

The product distribution flow is optimised by locating distribution centres close to the market sectors.

# Product Environmental Profile - PEP

## Utilization

The products in the Altivar 61 - 30 to 90 kW range do not generate environmental pollution that requires special precautions to be taken (noise, emissions, etc.).

The electrical energy consumed depends on the installation and operating conditions for the product.

Their power consumption ranges from 901 W to 2320 W. It is 901 W for the Altivar 61 - 30 kW 480 V and accounts for 3 % of the total power flowing through the product.

## End of life

On end of life, products of the Altivar 61 - 30 to 90 kW range must be dismantled in order to obtain the best recovery value of the various materials used.

The recycling potential is 90 %.

This percentage includes ferrous metals, copper and aluminium alloys and marked plastics.

The products in this range also include electronic cards that are to be extracted and sent to specialised processing sites.

End of life data is detailed in the product end of life sheet.

## Environmental impacts

The Life Cycle Assessment (LCA) has been established with the aid of EIME (Environmental Impact and Management Explorer) software version 1.6 and its database version 5.4.

The assumed service life of the product is 10 years and the electrical energy model used is the European model.

The scope of the analysis was limited to an Altivar 61 - 30 kW 480 V.

The environmental impacts have been analysed for the Manufacturing (M) stage, including the processing of raw materials, and for the Distribution (D) and Usage (U) stages.

### Presentation of the environmental impacts

Environmental indicators	Unit	For ATV61 (1.000 unit)			
		S = M + D + U	M	D	U
Raw Material Depletion	Y-1	1.41 10 <sup>-12</sup>	9.62 10 <sup>-13</sup>	2.41 10 <sup>-16</sup>	4.50 10 <sup>-13</sup>
Energy consumption	MJ	5.09 10 <sup>5</sup>	3.68 10 <sup>3</sup>	4.45 10 <sup>2</sup>	5.05 10 <sup>5</sup>
Water Depletion	dm <sup>3</sup>	6.82 10 <sup>4</sup>	2.32 10 <sup>3</sup>	1.26 10 <sup>2</sup>	6.58 10 <sup>4</sup>
Global Warming	g≈CO <sub>2</sub>	3.20 10 <sup>7</sup>	2.70 10 <sup>5</sup>	1.02 10 <sup>4</sup>	3.17 10 <sup>7</sup>
Ozone Depletion	g≈CFC-11	3.96	4.25 10 <sup>-2</sup>	2.44 10 <sup>-3</sup>	3.92
Air toxicity	m <sup>3</sup>	6.58 10 <sup>9</sup>	7.76 10 <sup>7</sup>	3.64 10 <sup>6</sup>	6.50 10 <sup>9</sup>
Photochemical Ozone Creation	g≈C <sub>2</sub> H <sub>4</sub>	1.14 10 <sup>4</sup>	1.63 10 <sup>2</sup>	10.9	1.12 10 <sup>4</sup>
Air Acidification	g≈H <sup>+</sup>	5.42 10 <sup>3</sup>	49.4	2.76	5.37 10 <sup>3</sup>
Hazardous Waste Production	kg	4.58 10 <sup>2</sup>	3.34	2.38 10 <sup>-1</sup>	4.54 10 <sup>2</sup>

The Life Cycle Assessment of the product indicates that the usage stage (stage U) is the stage that has the greatest impact on the majority of the environmental indicators.

It also shows that the indicators of this stage are strongly influenced by the "heat dissipation" parameter of the product.

# Product Environmental Profile - PEP

## System approach

As the product of the range are designed in accordance with the RoHS Directive (European Directive 2002/95/EC of 27 January 2003), they can be incorporated without any restriction within an assembly or an installation submitted to this Directive.

*N.B.: please note that the environmental impacts of the product depend on the use and installation conditions of the product.  
Impacts values given above are only valid within the context specified and cannot be directly used to draw up the environmental assessment of the installation.*

## Glossary

### Raw Material Depletion (RMD)

This indicator quantifies the consumption of raw materials during the life cycle of the product. It is expressed as the fraction of natural resources that disappear each year, with respect to all the annual reserves of the material.

### Energy Depletion (ED)

This indicator gives the quantity of energy consumed, whether it be from fossil, hydroelectric, nuclear or other sources. This indicator takes into account the energy from the material produced during combustion. It is expressed in MJ.

### Water Depletion (WD)

This indicator calculates the volume of water consumed, including drinking water and water from industrial sources. It is expressed in dm<sup>3</sup>.

### Global Warming (GW)

The global warming of the planet is the result of the increase in the greenhouse effect due to the sunlight reflected by the earth's surface being absorbed by certain gases known as "greenhouse-effect" gases. The effect is quantified in gram equivalent of CO<sub>2</sub>.

### Ozone Depletion (OD)

This indicator defines the contribution to the phenomenon of the disappearance of the stratospheric ozone layer due to the emission of certain specific gases. The effect is expressed in gram equivalent of CFC-11.

### Photochemical Ozone Creation (POC)

This indicator quantifies the contribution to the "smog" phenomenon (the photochemical oxidation of certain gases which generates ozone) and is expressed in gram equivalent of ethylene (C<sub>2</sub>H<sub>4</sub>).

### Air Acidification (AA)

The acid substances present in the atmosphere are carried by rain. A high level of acidity in the rain can cause damage to forests. The contribution of acidification is calculated using the acidification potentials of the substances concerned and is expressed in mode equivalent of H<sup>+</sup>.

### Hazardous Waste Production (HWP)

This indicator calculates the quantity of specially treated waste created during all the life cycle phases (manufacturing, distribution and utilization). For example, special industrial waste in the manufacturing phase, waste associated with the production of electrical power, etc. It is expressed in kg.

Registration No.: SCHN-2011-067-V0	Programme information: <a href="http://www.pep-ecopassport.org">www.pep-ecopassport.org</a>
------------------------------------	---

PEP in compliance with PEPecopassport according to PEP-AP0011 rules
---

ACV rules are available from PEP editor on request
--

### Schneider Electric Industries SAS

35, rue Joseph Monier  
CS30323  
F - 92506 Rueil Malmaison Cedex

RCS Nanterre 954 503 439  
Capital social 896 313 776 €  
[www.schneider-electric.com](http://www.schneider-electric.com)



We are committed to safeguarding our planet by "Combining innovation and continuous improvement to meet the new environmental challenges".

Published by: Schneider Electric