


# Product Environmental Profile

## ZELIO Relays SSP3A2 Solid State Relays Panel mount - 3 Phases





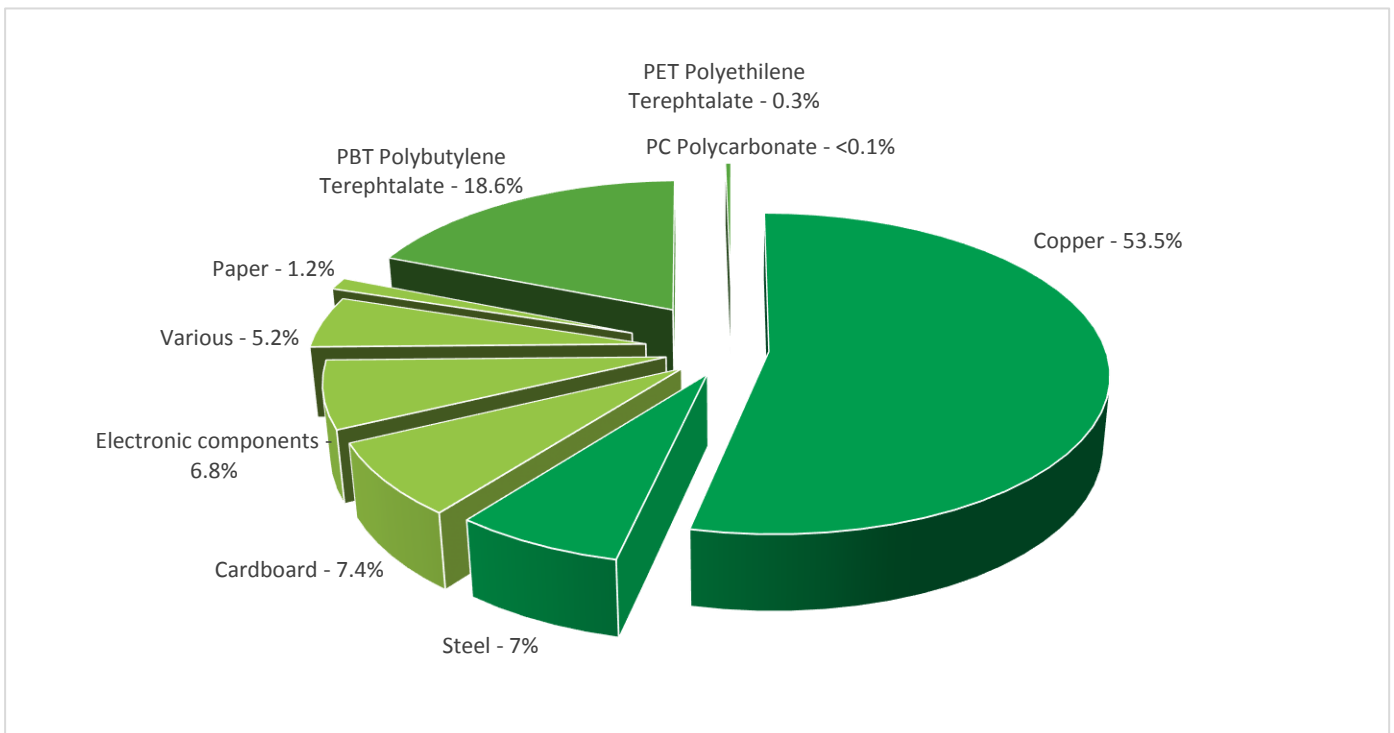
## General information

<b>Representative product</b>	Solid State Relay, Panel mount -3 Phase -SSP3A250B7
<b>Description of the product</b>	The product is an electrically operated switch which enables current to flow through it on one circuit and can switch a current on and off on a second circuit.
<b>Description of the range</b>	<p>This range consists of SSP3A2 series designed for three-phase with IP20 housing and panel mounting. The range provide with 25 A and 50 A current ratings. The range are integrated with an R-C snubber circuit and TVS (Transient Voltage Suppression). They are available with zero voltage switching for resistive load and random switching for inductive load applications.</p> <p>The environmental impacts of this referenced product are representative of the impacts of the other products of the range which are developed with a similar technology.</p>
<b>Functional unit</b>	To control a circuit by a low-power signal with complete electrical isolation between control and controlled circuits, or where several circuits must be controlled by one signal during 20 years with a 30% use rate, in compliance with French standards.



## Constituent materials

**Reference product mass** 404.8 g including the product, its packaging and additional elements and accessories



## Substance assessment

Products of this range are designed in conformity with the requirements of the RoHS directive (European Directive 2011/65/EU of 8 June 2011) and do not contain, or only contain in the authorised proportions, lead, mercury, cadmium, hexavalent chromium or flame retardants (polybrominated biphenyls - PBB, polybrominated diphenyl ethers - PBDE) as mentioned in the Directive

As the products of the range are designed in accordance with the RoHS Directive (European Directive 2002/95/EC of 27 January 2003), they can be incorporated without any restriction in an assembly or an installation subject to this Directive.

Details of ROHS and REACH substances information are available on the Schneider-Electric Green Premium website

<http://www2.schneider-electric.com/sites/corporate/en/products-services/green-premium/green-premium.page>



## Additional environmental information

The Solid State Relay, Panel mount -3 Phase presents the following relevant environmental aspects

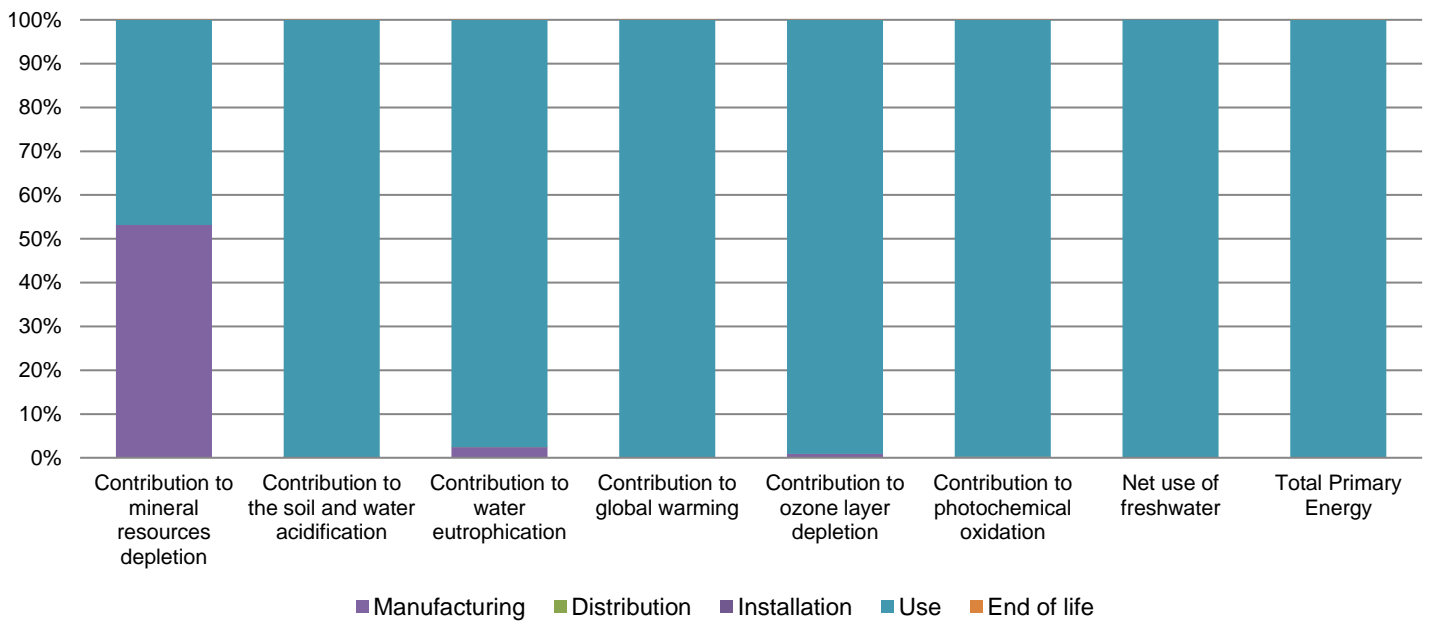
<b>Manufacturing</b>	Manufactured at a Schneider Electric production site ISO14001 certified
<b>Distribution</b>	Weight and volume of the packaging optimized, based on the European Union's packaging directive Packaging weight is 34.8 g, consisting of cardboard (85.6%), paper (14.4%) Product distribution optimised by setting up local distribution centres
<b>Installation</b>	Ref SSP3A250B7 does not require any installation operations
<b>Use</b>	The product does not require special maintenance operations.
<b>End of life</b>	End of life optimized to decrease the amount of waste and allow recovery of the product components and materials This product contains electronic cards (27.6g) that should be separated from the stream of waste so as to optimize end-of-life treatment. The location of these components and other recommendations are given in the End of Life Instruction document which is available on the Schneider-Electric Green Premium website <a href="http://www2.schneider-electric.com/sites/corporate/en/products-services/green-premium/green-premium.page">http://www2.schneider-electric.com/sites/corporate/en/products-services/green-premium/green-premium.page</a> Recyclability potential: <b>51%</b> Based on "ECO'DEEE recyclability and recoverability calculation method" (version V1, 20 Sep. 2008 presented to the French Agency for Environment and Energy Management: ADEME).



## Environmental impacts

<b>Reference life time</b>	20 years			
<b>Product category</b>	Passive products - non-continuous operation			
<b>Installation elements</b>	No special components needed			
<b>Use scenario</b>	Product dissipation is 67.5 W full load, loading rate is 30% and service uptime percentage is 30%			
<b>Geographical representativeness</b>	Europe			
<b>Technological representativeness</b>	The product is an electrically operated switch which enables current to flow through it on one circuit and can switch a current on and off on a second circuit.			
<b>Energy model used</b>	<b>Manufacturing</b>	<b>Installation</b>	<b>Use</b>	<b>End of life</b>
	Energy model used: Mexico	Electricity grid mix; AC; consumption mix, at consumer; < 1kV; EU-27	Electricity grid mix; AC; consumption mix, at consumer; < 1kV; EU-27	Electricity grid mix; AC; consumption mix, at consumer; < 1kV; EU-27

Compulsory indicators		Solid State Relay, Panel mount -3 Phase - SSP3A250B7					
Impact indicators	Unit	Total	Manufacturing	Distribution	Installation	Use	End of Life
Contribution to mineral resources depletion	kg Sb eq	3.23E-04	1.72E-04	0*	0*	1.51E-04	0*
Contribution to the soil and water acidification	kg SO <sub>2</sub> eq	7.27E+00	1.48E-02	0*	0*	7.25E+00	0*
Contribution to water eutrophication	kg PO <sub>4</sub> <sup>3-</sup> eq	4.49E-01	1.09E-02	5.49E-05	0*	4.38E-01	0*
Contribution to global warming	kg CO <sub>2</sub> eq	1.74E+03	2.13E+00	0*	0*	1.74E+03	0*
Contribution to ozone layer depletion	kg CFC11 eq	1.14E-04	9.98E-07	0*	0*	1.13E-04	0*
Contribution to photochemical oxidation	kg C <sub>2</sub> H <sub>4</sub> eq	4.00E-01	1.10E-03	0*	0*	3.98E-01	0*
Resources use	Unit	Total	Manufacturing	Distribution	Installation	Use	End of Life
Net use of freshwater	m3	6.30E+03	0*	0*	0*	6.30E+03	0*
Total Primary Energy	MJ	3.48E+04	3.74E+01	0*	0*	3.47E+04	0*



Optional indicators		Solid State Relay, Panel mount -3 Phase - SSP3A250B7					
Impact indicators	Unit	Total	Manufacturing	Distribution	Installation	Use	End of Life
Contribution to fossil resources depletion	MJ	1.98E+04	3.26E+01	0*	0*	1.97E+04	0*
Contribution to air pollution	m <sup>3</sup>	7.51E+04	3.26E+02	0*	0*	7.48E+04	0*
Contribution to water pollution	m <sup>3</sup>	7.20E+04	2.93E+02	8.59E+00	0*	7.17E+04	0*
Resources use	Unit	Total	Manufacturing	Distribution	Installation	Use	End of Life
Use of secondary material	kg	2.37E-01	2.37E-01	0*	0*	0*	0*
Total use of renewable primary energy resources	MJ	4.42E+03	1.46E+00	0*	0*	4.41E+03	0*
Total use of non-renewable primary energy resources	MJ	3.03E+04	3.60E+01	0*	0*	3.03E+04	0*
Use of renewable primary energy excluding renewable primary energy used as raw material	MJ	4.42E+03	8.49E-01	0*	0*	4.41E+03	0*
Use of renewable primary energy resources used as raw material	MJ	6.14E-01	6.14E-01	0*	0*	0*	0*
Use of non renewable primary energy excluding non renewable primary energy used as raw material	MJ	3.03E+04	3.33E+01	0*	0*	3.03E+04	0*
Use of non renewable primary energy resources used as raw material	MJ	2.63E+00	2.63E+00	0*	0*	0*	0*

Use of non renewable secondary fuels	MJ	0.00E+00	0*	0*	0*	0*	0*
Use of renewable secondary fuels	MJ	0.00E+00	0*	0*	0*	0*	0*
<b>Waste categories</b>	<b>Unit</b>	<b>Total</b>	<b>Manufacturing</b>	<b>Distribution</b>	<b>Installation</b>	<b>Use</b>	<b>End of Life</b>
Hazardous waste disposed	kg	1.02E+01	8.65E+00	0*	6.97E-02	9.06E-01	5.79E-01
Non hazardous waste disposed	kg	6.48E+03	1.80E+00	0*	0*	6.48E+03	0*
Radioactive waste disposed	kg	4.33E+00	2.08E-03	0*	0*	4.33E+00	0*
<b>Other environmental information</b>	<b>Unit</b>	<b>Total</b>	<b>Manufacturing</b>	<b>Distribution</b>	<b>Installation</b>	<b>Use</b>	<b>End of Life</b>
Materials for recycling	kg	2.14E-01	2.66E-02	0*	0*	0*	1.88E-01
Components for reuse	kg	0.00E+00	0*	0*	0*	0*	0*
Materials for energy recovery	kg	1.71E-02	6.62E-04	0*	0*	0*	1.64E-02
Exported Energy	MJ	0.00E+00	0*	0*	0*	0*	0*

\* represents less than 0.01% of the total life cycle of the reference flow

Life cycle assessment performed with EIME version EIME v5.6, database version 2017-03.

The use phase is the life cycle phase which has the greatest impact on the majority of environmental indicators (based on compulsory indicators).

According to this environmental analysis, proportionality rules may be used to evaluate the impacts of other products of this range.

Depending on the impact analysis, the environmental indicators (without Contribution to mineral resources depletion) of other products in this family may be proportional extrapolated by energy consumption values. For Contribution to mineral resources depletion, impact may be proportional extrapolated by 50% of the mass of the product and 50% of the energy consumption values.

Please note that the values given above are only valid within the context specified and cannot be used directly to draw up the environmental assessment of an installation.

Registration N°	ENVPEP1307070_V2	Drafting rules	PCR-ed3-EN-2015 04 02
Date of issue	05/2017	Supplemented by	PSR-0005-ed2-EN-2016 03 29
Validity period	5 years	Information and reference documents	<a href="http://www.pep-ecopassport.org">www.pep-ecopassport.org</a>
Independent verification of the declaration and data, in compliance with ISO 14025 : 2010			
Internal	X	External	
The elements of the present PEP cannot be compared with elements from another program.			
Document in compliance with ISO 14025 : 2010 « Environmental labels and declarations. Type III environmental declarations »			

Schneider Electric Industries SAS

Country Customer Care Center  
<http://www.schneider-electric.com/contact>

35, rue Joseph Monier  
 CS 30323

F- 92506 Rueil Malmaison Cedex

RCS Nanterre 954 503 439  
 Capital social 896 313 776 €

[www.schneider-electric.com](http://www.schneider-electric.com)

ENVPEP1307070EN\_V2

Published by Schneider Electric

© 2017 - Schneider Electric – All rights reserved

05/2017