

Manual Supplement

Manual Title: 80 Series V Users
Part Number: Web-Only
Print Date: May 2004
Revision/Date: 2, 11/08

Supplement Issue: **6**
Issue Date: 6/15
Page Count: 6

This supplement contains information necessary to ensure the accuracy of the above manual.

Change #1

On page 42, Table 9, replace the AC72 with:

| | |
|-------|---|
| AC172 | Alligator Clips for use with TL175 test lead set. |
|-------|---|

Change #2, 55804, 62912, 64090, 509, 167

On page 2, under the **Safety Information**, delete the bullets and move the last sentence on page 5, prior to Table 1:

















Electrical symbols used on the Meter and in the manual are explained in Table 1.

On page 4, add the following to the **Cautions**:

- For best mechanical performance, the Product must remain in the holster at all times.

On page 5, replace Table 1 with:

Table 1. Electrical Symbols

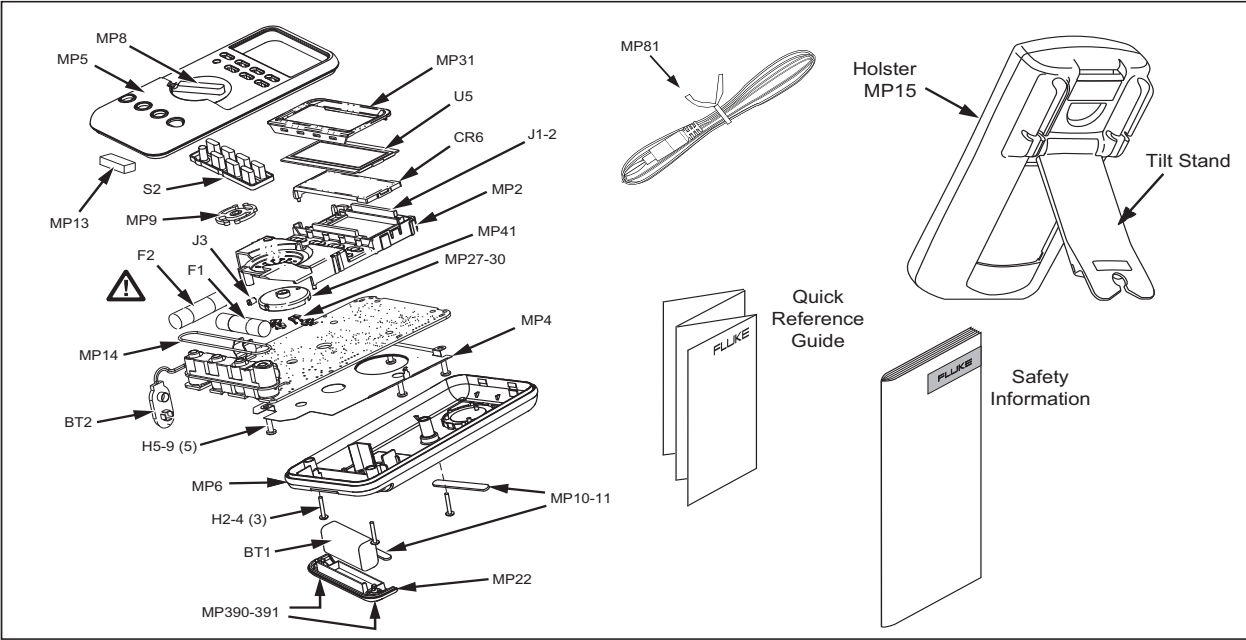
| | | | |
|---|--|---|---|
|  | AC (Alternating Current) |  | Earth ground |
|  | DC (Direct Current) |  | Fuse |
|  | Hazardous voltage. Risk of electric shock. |  | Conforms to European Union directives. |
|  | Risk of Danger. Important information. See Manual. |  | Conforms to relevant North American Association directives. |
|  | Battery. Low battery when displayed. |  | Double insulated |
|  | Continuity test or continuity beeper tone. |  | Capacitance |
|  | Conforms to relevant South Korean EMC Standards. |  | Inspected and licensed by TÜV Product Services. |
|  | Consult user documentation. |  | Conforms to relevant Australian EMC standards. |
| CAT II | Measurement Category II is applicable to test and measuring circuits connected directly to utilization points (socket outlets and similar points) of the low-voltage MAINS installation. | | |
| CAT III | Measurement Category III is applicable to test and measuring circuits connected to the distribution part of the building's low-voltage MAINS installation. | | |
| CAT IV | Measurement Category IV is applicable to test and measuring circuits connected at the source of the building's low-voltage MAINS installation. | | |

On page 40, replace Table 8 with:

Table 8. Replacement Parts (cont.)

| Item | Description | Qty. | Fluke Part or Model Number |
|-----------|--|------|----------------------------|
| AC172 | Alligator Clip, Black | 1 | 3970052 |
| AC172 | Alligator Clip, Red | 1 | 3970041 |
| TL175 | Test Lead Set | 1 | 3967971 |
| MP81 | Thermocouple Assembly, K-Type, Beaded, Molded Dual Banana Plug, Coiled | 1 | 1273113 |
| MP390-391 | Access Door Fastener | 2 | 948609 |
| NA | Tiltstand | 1 | 2074040 |
| U5 | LCD, 4.5 DIGIT, TN, Transflective, Bar Graph, OSPR80 | 1 | 2065213 |
| CR6 | Lightpipe | 1 | 2074057 |
| S2 | Keypad | 1 | 2105884 |
| TM1 | 80 Series V Multi-Language Safety Information | 1 | 4271753 |
| TM2 | 80 Series V Quick Reference Card | 1 | 2101986 |

On page 41, replace Figure 12 with:



aom015c.eps

Figure 12. Replacement Parts

On page 43, replace the **General Specifications**, with:

General Specifications

Maximum Voltage between any Terminal and Earth Ground: 1000 V rms

Fuse Protection for mA or μA inputs: 0.44 A, 1000 V, IR 10 kA

Fuse Protection for A input: 11 A, 1000 V, IR 17 kA

Display: Digital: 6000 counts updates 4/sec; (Model 87 also has 19,999 counts in high-resolution mode).

Analog Bargraph: 33 segments, updates 40/sec. Frequency: 19,999 counts, updates 3/sec at > 10 Hz

Temperature: Operating: -20 °C to +50 °C; Storage: -40 °C to +60 °C

Altitude: Operating: 2000 m; Storage: 10,000 m

Temperature Coefficient: 0.05 x (specified accuracy)/ °C (< 18 °C or > 28 °C)

Safety IEC 61010-1: Pollution Degree 2
IEC 61010-2-033: CAT IV 600 V / CAT III 1000 V

Electromagnetic Compatibility (EMC)

International IEC 61326-1: Portable Electromagnetic Environment; IEC 61326-2-2
CISPR 11: Group 1, Class A

Group 1: Equipment has intentionally generated and/or uses conductively-coupled radio frequency energy that is necessary for the internal function of the equipment itself.

Class A: Equipment is suitable for use in all establishments other than domestic and those directly connected to a low-voltage power supply network that supplies buildings used for domestic purposes. There may be potential difficulties in ensuring electromagnetic compatibility in other environments due to conducted and radiated disturbances.

Emissions that exceed the levels required by CISPR 11 can occur when the equipment is connected to a test object.

Korea (KCC).....Class A Equipment (Industrial Broadcasting & Communication Equipment)

Class A: Equipment meets requirements for industrial electromagnetic wave equipment and the seller or user should take notice of it. This equipment is intended for use in business environments and not to be used in homes.

USA (FCC).....47 CFR 15 subpart B. This product is considered an exempt device per clause 15.103.

Relative Humidity: 0 % to 90 % (0 °C to 35 °C); 0 % to 70 % (35 °C to 55 °C)

Battery Type: 9 V, NEDA 1604 or IEC 6F22

Battery Life: 400 hrs typical with alkaline (with backlight off)

Size (HxWxL): 1.25 in x 3.41 in x 7.35 in (3.1 cm x 8.6 cm x 18.6 cm)

Size with Holster and Flex-Stand: 2.06 in x 3.86 in x 7.93 in (5.2 cm x 9.8 cm x 20.1 cm)

Weight: 12.5 oz (355 g)

Weight with Holster and Flex-Stand: 22.0 oz (624 g)

On page 44, under ***Detailed Specifications***, prior to Table 10 add:

All ranges unless otherwise noted: In an RF field of 3 V/m total accuracy = specified accuracy + 20 counts, except 600 µA dc range total accuracy = specified accuracy + 60 counts. Temperature not specified.
Some mobile devices that transmit RF energy may transmit levels that far exceed 3 V/m and may damage sensitive electronic circuits. To insure the best performance, do not allow a device that is transmitting RF energy in excess of 3 V/m to be within 30 cm of the meter while in use.