

Product data sheet

Specifications



Limit switch, Limit switches XC Standard, XC1AC, end plunger, 1C/O

XC1AC111

! Discontinued on: 30 June 2022

! To be discontinued

Product availability : Stock - Normally stocked in distribution facility

Price* : 282.00 USD

Main

Range of Product	OsiSense XC
Series name	Special format
Product or Component Type	Limit switch
Product Specific Application	Materials handling
Device short name	XC1AC
Sensor design	-
Body type	Fixed
Head type	Plunger head
Material	Metal
Fixing Mode	By the body
Movement of operating head	Linear
Type of operator	Spring return plunger metal
Switch actuation	On end
Type of approach	Vertical approach, 1 direction
Electrical connection	Screw-clamp terminals 1 x 0.5...1 x 2.5 mm ²
Cable entry	3 entries tapped for Pg 13.5 cable gland 0.35...0.47 in (9...12 mm)
Number of poles	1
Contacts type and composition	1 C/O
Contact operation	Slow-break
Number of steps	1
Positive opening	Without
Minimum force for tripping	33 N

Complementary

Contacts insulation form	Za
Maximum actuation speed	3.28 ft/s (1 m/s) from left 1.64 ft/s (0.5 m/s) from right

* Price is "List Price" and may be subject to a trade discount – check with your local distributor or retailer for actual price.

[Ithe] conventional enclosed thermal current	10 A
[Ui] rated insulation voltage	500 V ACIEC 60947-5-1 500 V ACNF C 20-040 600 V DCIEC 60947-5-1 600 V DCNF C 20-040 600 V ACCSA C22.2 No 14 600 V DCCSA C22.2 No 14
Maximum resistance across terminals	8 mOhm
Short-circuit protection	10 A cartridge fuse gG
Electrical durability	1000000 cycles, AC-15 50/60 Hz, inductive, 110 V, 900 VA 60 cyc/mn 0.5 IEC 60947-5-1 appendix C 1000000 cycles, AC-15 50/60 Hz, inductive, 230 V, 1900 VA 60 cyc/mn 0.5 IEC 60947-5-1 appendix C 1000000 cycles, AC-15 50/60 Hz, inductive, 48 V, 450 VA 60 cyc/mn 0.5 IEC 60947-5-1 appendix C 1000000 cycles, DC-13, inductive, 110 V, 100 W 60 cyc/mn 0.5 IEC 60947-5-1 appendix C 1000000 cycles, DC-13, inductive, 230 V, 95 W 60 cyc/mn 0.5 IEC 60947-5-1 appendix C 1000000 cycles, DC-13, inductive, 48 V, 100 W 60 cyc/mn 0.5 IEC 60947-5-1 appendix C 3000000 cycles, AC-15 50/60 Hz, inductive, 110 V, 350 VA 60 cyc/mn 0.5 IEC 60947-5-1 appendix C 3000000 cycles, AC-15 50/60 Hz, inductive, 230 V, 430 VA 60 cyc/mn 0.5 IEC 60947-5-1 appendix C 3000000 cycles, AC-15 50/60 Hz, inductive, 48 V, 170 VA 60 cyc/mn 0.5 IEC 60947-5-1 appendix C 3000000 cycles, DC-13, inductive, 110 V, 40 W 60 cyc/mn 0.5 IEC 60947-5-1 appendix C 3000000 cycles, DC-13, inductive, 230 V, 33 W 60 cyc/mn 0.5 IEC 60947-5-1 appendix C 3000000 cycles, DC-13, inductive, 48 V, 35 W 60 cyc/mn 0.5 IEC 60947-5-1 appendix C
Mechanical durability	10000000 cycles
Width	3.03 in (77 mm)
Height	6.18 in (157 mm)
Depth	1.73 in (44 mm)
Net Weight	1.92 lb(US) (0.87 kg)
Terminals description ISO n°1	(13-14)NO (11-12)NC

Environment

Shock resistance	95 gn 11 ms IEC 60068-2-27
Vibration resistance	9 gn 10...500 Hz)IEC 60068-2-6
IP degree of protection	IP65 conforming to IEC 60529 IP65 conforming to NF C 20-010
Electrical shock protection class	Class I IEC 61140 Class I NF C 20-030
Ambient Air Temperature for Operation	-13...158 °F (-25...70 °C)
Ambient Air Temperature for Storage	-40...158 °F (-40...70 °C)
Protective treatment	TC
Operating position	Any position
Product Certifications	CSA
Standards	IEC 60947-5-1 CSA C22.2 No 14 IEC 60337-1 VDE 0660-200 EN 60947-5-1

Ordering and shipping details

Category	22449-LIMIT SWITCHES,ACCESSORIES
Discount Schedule	T
GTIN	3389110314625
Returnability	No
Country of origin	FR

Packing Units

Unit Type of Package 1	PCE
Number of Units in Package 1	1
Package 1 Height	2.17 in (5.5 cm)
Package 1 Width	3.54 in (9 cm)
Package 1 Length	5.91 in (15 cm)
Package 1 Weight	19.58 oz (555 g)

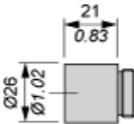
Offer Sustainability

California proposition 65	WARNING: This product can expose you to chemicals including: Diisononyl phthalate (DINP), which is known to the State of California to cause cancer, and Di-isodecyl phthalate (DIDP), which is known to the State of California to cause birth defects or other reproductive harm. For more information go to www.P65Warnings.ca.gov
REACH Regulation	REACH Declaration
EU RoHS Directive	Not applicable, out of EU RoHS legal scope
Environmental Disclosure	Product Environmental Profile

Contractual warranty

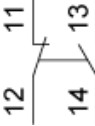
Warranty	18 months
----------	-----------

Adaptator Dimensions for ISO M20 x 1.5



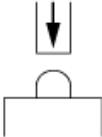
Wiring Diagram

Single-pole CO Slow Break

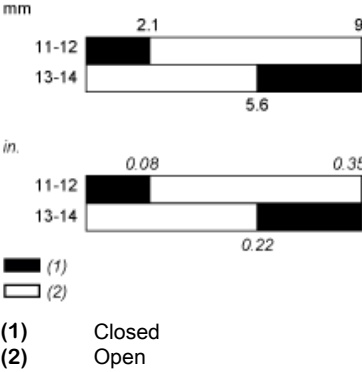


Characteristics of Actuation

Switch Actuation on End



Functionnal Diagram



Recommended replacement(s)