

LZ2H6X53BD

Reversing ultra compact starter, TeSys Hybrid,
3P, 500VAC, 3kW at 400V, 24VDC, Spring
terminal



Main

Range	TeSys
Product name	TeSys Hybrid
Device short name	LZ2H
Product or Component Type	Reversing ultra-compact starter
Motor starter type	Direct on line
Poles description	3P
[Ue] rated operational voltage	500 V AC
[Ie] rated operational current	6.5 A 500 V AC-53A 9 A 500 V AC-51 5 A 500 V AC-53A mounting side by side 7 A 500 V AC-51 mounting side by side
Thermal protection adjustment range	1.5...9 A
Motor power kW	1.5 KW 220 V AC 0.65 1.5 KW 230 V AC 0.65 2.2 KW 380 V AC 0.65 3 KW 400 V AC 0.65 3 KW 415 V AC 0.65 3 KW 440 V AC 0.65 3 kW 500 V AC 0.65
Maximum Horse Power Rating	1 Hp 200 V AC 1.5 Hp 230 V AC 3 hp 460 V AC
[Uc] control circuit voltage	24 V DC
Thermal overload class	Class 10A IEC 60947-4-2

Complementary

Auxiliary contact composition	1 C/O fault signalling
Control circuit voltage limits	19.2...30 V DC
Current consumption	<= 40 mA 24 V DC
Reset	Manual Automatic reset Electrical reset
Electrical durability	30 Mcycles
Maximum operating rate	120 Cyc/Mn AC-51 50 % 6 cyc/mn AC-53A 50 %
Mounting Mode	By clips
Mounting Support	DIN rail
Connections - terminals	Spring clamp terminals 1 0.00...0.00 in ² (0.2...2.5 mm ²) rigid Spring clamp terminals 1 0.00...0.00 in ² (0.25...2.5 mm ²) flexible - with cable end Spring clamp terminals 1 0.00...0.00 in ² (0.2...2.5 mm ²) flexible - without cable end
Certifications	CULus CE
Standards	UL 60947-4-1 IEC 60947-4-2
[Ui] rated insulation voltage	500 V AC 50/60 Hz
[Uimp] rated impulse withstand voltage	6 kV
Pollution degree	2

The information provided in this documentation contains general descriptions and/or technical characteristics of the performance of the products contained herein. This documentation is not intended as a substitute for and is not to be used for determining suitability or reliability of these products for specific user applications. It is the duty of any such user or integrator to perform the appropriate and complete risk analysis, evaluation and testing of the products with respect to the relevant specific application or use thereof. Neither Schneider Electric Industries SAS nor any of its affiliates or subsidiaries shall be responsible or liable for misuse of the information contained herein.

Width	0.89 in (22.5 mm)
Height	3.90 in (99 mm)
Depth	4.51 in (114.5 mm)
Net Weight	7.48 oz (212 g)

Environment

IP degree of protection	IP20
Protective treatment	TC
Ambient air temperature for operation	-13...86 °F (-25...30 °C) without derating 86...158 °F (30...70 °C) with derating
Ambient Air Temperature for Storage	-40...176 °F (-40...80 °C)







Ordering and shipping details

Category	22349-TESYS H ELECTRONIC STARTER 0-6.5A
Discount Schedule	I12
GTIN	3606485421223
Returnability	No
Country of origin	DE

Packing Units

Unit Type of Package 1	PCE
Number of Units in Package 1	1
Package 1 Height	1.42 in (3.6 cm)
Package 1 Width	4.61 in (11.7 cm)
Package 1 Length	4.72 in (12.0 cm)
Package 1 Weight	9.03 oz (256.0 g)
Unit Type of Package 2	S01
Number of Units in Package 2	10
Package 2 Height	5.91 in (15.0 cm)
Package 2 Width	5.91 in (15.0 cm)
Package 2 Length	15.75 in (40.0 cm)
Package 2 Weight	6.01 lb(US) (2.728 kg)

Offer Sustainability

Sustainable offer status	Green Premium product
California proposition 65	WARNING: Cancer and Reproductive Harm - www.P65Warnings.ca.gov
REACH Regulation	 REACH Declaration
REACH free of SVHC	Yes
EU RoHS Directive	Compliant  EU RoHS Declaration
Toxic heavy metal free	Yes
Mercury free	Yes
China RoHS Regulation	 China RoHS Declaration
RoHS exemption information	 Yes
Environmental Disclosure	 Product Environmental Profile
Circularity Profile	 End Of Life Information
WEEE	The product must be disposed on European Union markets following specific waste collection and never end up in rubbish bins.