



Main

Range of Product	Telemecanique Safety switches XCS
Product or Component Type	Guard switch
Component name	XCSPL
Material	Plastic
Head type	Turret head rotary lever
Insulation	Double insulated
Type of operator	Straight lever
Operator direction information	Centred
Electrical Connection	Terminal
Contacts type and composition	1 NC + 1 NC
Contact operation	Slow-break
Clamping Connection Capacity	1 x 0.5...2 x 1.5 mm ² with or without cable end
Cable entry	1 entry tapped Pg 11
Number of poles	2

Complementary

Cable outer diameter	0.28...0.39 in (7...10 mm)
Positive opening	With NC contact
Tripping angle	5 °
Mechanical durability	1000000 cycles
Minimum torque for tripping	0.89 lbf.in (0.1 N.m)
Positive opening minimum torque	2.21 lbf.in (0.25 N.m)
Contact code designation	A300, AC-15 (Ue = 120 V, Ie = 6 A)EN/IEC 60947-5-1 A300, AC-15 (Ue = 240 V, Ie = 3 A)EN/IEC 60947-5-1 Q300, DC-13 (Ue = 125 V, Ie = 0.55 A)EN/IEC 60947-5-1 Q300, DC-13 (Ue = 250 V, Ie = 0.27 A)EN/IEC 60947-5-1
[Ithe] conventional enclosed thermal current	10 A
[Ui] rated insulation voltage	300 VUL 508 300 VCSA C22.2 No 14 500 V 3)EN/IEC 60947-1
[Uimp] rated impulse withstand voltage	6 kV EN/IEC 60947-5-1
Maximum resistance across terminals	30 mOhm EN/IEC 60947-5-4
Short-circuit protection	10 A cartridge fuse gG (gl)
Safety level	Can reach category 4 with the appropriate monitoring system and correctly wired EN/ISO 13849-1 Can reach PL = e with the appropriate monitoring system and correctly wired EN/ISO 13849-1 Can reach SIL 3 with the appropriate monitoring system and correctly wired IEC 61508
Safety reliability data	B10d = 5000000 value given for a life time of 20 years limited by mechanical or contact wear
Enclosure Material	Polyamide PA66 fibre glass impregnated
Lever material	Stainless steel
Width	1.18 in (30 mm)
Height	6.34 in (161 mm)

The information provided in this documentation contains general descriptions and/or technical characteristics of the products contained herein. This documentation is not intended as a substitute for and is not to be used for determining suitability or reliability of these products for specific user applications. It is the duty of any such user or integrator to perform the appropriate and complete risk analysis, evaluation and testing of the products with respect to the relevant specific application or use thereof. Neither Schneider Electric Industries SAS nor any of its affiliates or subsidiaries shall be responsible or liable for misuse of the information contained herein.

Depth	1.18 in (30 mm)
Net Weight	0.21 lb(US) (0.095 kg)

Environment

Standards	EN/IEC 60947-5-4 EN/IEC 60204-1 CSA C22.2 No 14 UL 508 EN/IEC 60947-5-1 EN 1088/ISO 14119 EN/ISO 12100
Product Certifications	UL BG CSA
Protective treatment	TH TC
Ambient Air Temperature for Operation	-13...158 °F (-25...70 °C)
Ambient Air Temperature for Storage	-40...158 °F (-40...70 °C)
Vibration resistance	50 gn 10...500 Hz IEC 60068-2-6
Shock resistance	50 gn 11 ms IEC 60068-2-27
Electrical shock protection class	Class II EN/IEC 61140
IP degree of protection	IP67 conforming to IEC 60529




Ordering and shipping details

Category	22411-LIMIT SWITCHES,IEC,XCKJ
Discount Schedule	T
GTIN	3389110866575
Returnability	Yes
Country of origin	FR

Packing Units

Unit Type of Package 1	PCE
Number of Units in Package 1	1
Package 1 Height	1.38 in (3.5 cm)
Package 1 Width	8.07 in (20.5 cm)
Package 1 Length	1.57 in (4.0 cm)
Package 1 Weight	4.37 oz (124.0 g)
Unit Type of Package 2	S02
Number of Units in Package 2	44
Package 2 Height	5.91 in (15.0 cm)
Package 2 Width	11.81 in (30.0 cm)
Package 2 Length	15.75 in (40.0 cm)
Package 2 Weight	12.82 lb(US) (5.815 kg)

Offer Sustainability

Sustainable offer status	Green Premium product
California proposition 65	WARNING: This product can expose you to chemicals including: Diisononyl phthalate (DINP), which is known to the State of California to cause cancer, and Di-isodecyl phthalate (DIDP), which is known to the State of California to cause birth defects or other reproductive harm. For more information go to www.P65Warnings.ca.gov
REACH Regulation	 REACH Declaration
REACH free of SVHC	Yes
EU RoHS Directive	Pro-active compliance (Product out of EU RoHS legal scope)  EU RoHS Declaration
Mercury free	Yes
RoHS exemption information	 Yes

Environmental Disclosure	Product Environmental Profile
Circularity Profile	End Of Life Information

Contractual warranty

Warranty	18 months
----------	-----------
