


# Product Environmental Profile

## I-Line I & II Busway Fusible Plug-in Unit





## General information

### Representative product

I-Line I & II Busway Fusible Plug-in Unit - PQ3603G

### Description of the product

Plug-In units are positioned along the busway run by notches in the busway housing top that accept the mounting hooks of the plug-in unit. All devices incorporate an interlock to prevent the door over the disconnect from being opened when the unit is ON. The main purpose of the I-Line I & II Busway Fusible Plug-in Unit is to serve as the protection and disconnection means for distributing electrical low voltage power from the main I-line Busway run to downstream equipment utilized in both commercial and industrial applications

### Functional unit

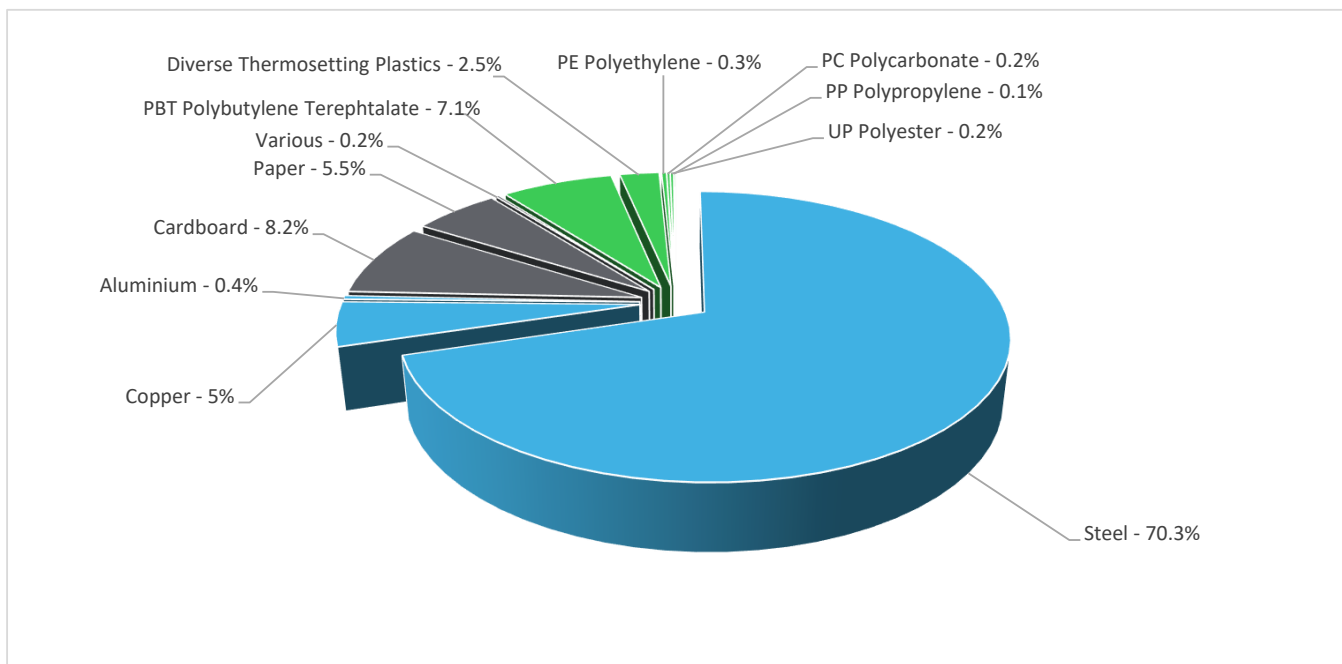
Turn off all or part of an installation by separating the installation or part of the installation of all electrical energy or earth, for safety reasons with a rated voltage 600 V AC and rated current 30 A ensuring isolation characterized by rated voltage 2200 V, during 20 years.



## Constituent materials

### Reference product mass

6543 g including the product, its packaging and additional elements and accessories



Plastics	10.4%
Metals	75.7%
Others	13.9%



## Substance assessment

Products of this range are designed in conformity with the requirements of the RoHS directive (European Directive 2011/65/EU of 8 June 2011) and do not contain, or only contain in the authorised proportions, lead, mercury, cadmium, hexavalent chromium or flame retardants (polybrominated biphenyls - PBB, polybrominated diphenyl ethers - PBDE) as mentioned in the Directive

Details of ROHS and REACH substances information are available on the Schneider-Electric Green Premium website

[http://www2.schneider-electric.com/sites/corporate/en/products-services/green-premium/green-premium\\_page](http://www2.schneider-electric.com/sites/corporate/en/products-services/green-premium/green-premium_page)

## Additional environmental information

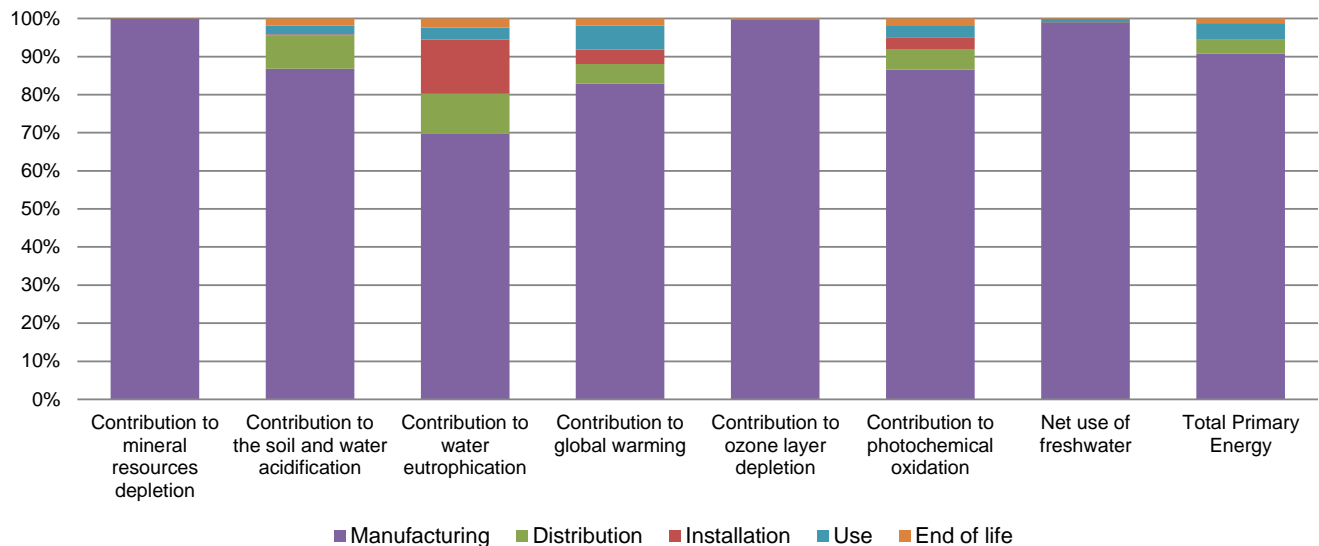
The I-Line I & II Busway Fusible Plug-in Unit presents the following relevant environmental aspects

<b>Manufacturing</b>	Manufactured at a Schneider Electric production site ISO14001 certified
<b>Distribution</b>	Weight and volume of the packaging optimized, based on the European Union's packaging directive Packaging weight is 920.7 g, consisting of Cardboard (60.2%), Paper (39.2%) and Plastic (0.6%) Product distribution optimised by setting up local distribution centres
<b>Installation</b>	The product does not require special installation procedure and requires little to no energy to install. The disposal of the packaging materials are accounted for during the installation phase (including transport to disposal).
<b>Use</b>	The product does not require special maintenance operations.
<b>End of life</b>	End of life optimized to decrease the amount of waste and allow recovery of the product components and materials  This product contains Plastic parts with brominated FR (480g) & Grease as needed that should be separated from the stream of waste so as to optimize end-of-life treatment.  The location of these components and other recommendations are given in the End of Life Instruction document which is available on the Schneider-Electric Green Premium website  <a href="http://www2.schneider-electric.com/sites/corporate/en/products-services/green-premium/green-premium.page">http://www2.schneider-electric.com/sites/corporate/en/products-services/green-premium/green-premium.page</a>  Recyclability potential: <b>83%</b> Based on "ECO'DEEE recyclability and recoverability calculation method" (version V1, 20 Sep. 2008 presented to the French Agency for Environment and Energy Management: ADEME).

## Environmental impacts

<b>Reference life time</b>	20 years			
<b>Product category</b>	Disconnectors - Low voltage			
<b>Installation elements</b>	No special components needed			
<b>Use scenario</b>	Product dissipation is 0.24 W at 100% Load rate and 0.06 W at load rate / rated current (In): 50 % of In & percentage of utilization time: 30%			
<b>Geographical representativeness</b>	USA			
<b>Technological representativeness</b>	The Modules of Technologies such as material production, manufacturing process and transport technology used in this PEP analysis (LCA-EIME in this case) are Similar and representative of the actual type of technologies used to make the product in production.			
<b>Energy model used</b>	<b>Manufacturing</b>	<b>Installation</b>	<b>Use</b>	<b>End of life</b>
	Energy model used: Mexico	Electricity mix; AC; consumption mix, at consumer; 120V; US	Electricity mix; AC; consumption mix, at consumer; 120V; US	Electricity mix; AC; consumption mix, at consumer; 120V; US

Compulsory indicators		I-Line I & II Busway Fusible Plug-in Unit - PQ3603G					
Impact indicators	Unit	Total	Manufacturing	Distribution	Installation	Use	End of Life
Contribution to mineral resources depletion	kg Sb eq	6.31E-03	6.31E-03	0*	0*	0*	0*
Contribution to the soil and water acidification	kg SO <sub>2</sub> eq	9.15E-02	7.94E-02	8.00E-03	2.48E-04	2.09E-03	1.70E-03
Contribution to water eutrophication	kg PO <sub>4</sub> <sup>3-</sup> eq	1.75E-02	1.22E-02	1.84E-03	2.49E-03	5.51E-04	4.22E-04
Contribution to global warming	kg CO <sub>2</sub> eq	3.46E+01	2.87E+01	1.78E+00	1.30E+00	2.18E+00	6.51E-01
Contribution to ozone layer depletion	kg CFC11 eq	2.43E-05	2.42E-05	3.60E-09	3.24E-09	3.96E-08	3.61E-08
Contribution to photochemical oxidation	kg C <sub>2</sub> H <sub>4</sub> eq	1.04E-02	9.03E-03	5.71E-04	3.16E-04	3.35E-04	1.83E-04
Resources use	Unit	Total	Manufacturing	Distribution	Installation	Use	End of Life
Net use of freshwater	m <sup>3</sup>	4.76E-01	4.72E-01	1.59E-04	0*	3.86E-03	7.03E-04
Total Primary Energy	MJ	6.90E+02	6.27E+02	2.51E+01	8.35E-01	2.94E+01	8.51E+00



Optional indicators		I-Line I & II Busway Fusible Plug-in Unit - PQ3603G					
Impact indicators	Unit	Total	Manufacturing	Distribution	Installation	Use	End of Life
Contribution to fossil resources depletion	MJ	3.37E+02	2.78E+02	2.50E+01	7.64E-01	2.66E+01	6.83E+00
Contribution to air pollution	m³	1.09E+04	1.06E+04	7.44E+01	6.12E+00	1.85E+02	6.04E+01
Contribution to water pollution	m³	1.97E+03	1.43E+03	2.92E+02	7.47E+01	1.08E+02	6.69E+01
Resources use	Unit	Total	Manufacturing	Distribution	Installation	Use	End of Life
Use of secondary material	kg	2.73E-01	2.73E-01	0*	0*	0*	0*
Total use of renewable primary energy resources	MJ	1.90E+01	1.71E+01	3.35E-02	0*	1.77E+00	9.52E-03
Total use of non-renewable primary energy resources	MJ	6.72E+02	6.10E+02	2.51E+01	8.34E-01	2.76E+01	8.50E+00
Use of renewable primary energy excluding renewable primary energy used as raw material	MJ	1.83E+00	2.38E-02	3.35E-02	1.15E-03	1.77E+00	9.52E-03
Use of renewable primary energy resources used as raw material	MJ	1.71E+01	1.71E+01	0*	0*	0*	0*
Use of non renewable primary energy excluding non renewable primary energy used as raw material	MJ	6.57E+02	5.95E+02	2.51E+01	8.34E-01	2.76E+01	8.50E+00
Use of non renewable primary energy resources used as raw material	MJ	1.50E+01	1.50E+01	0*	0*	0*	0*
Use of non renewable secondary fuels	MJ	0.00E+00	0*	0*	0*	0*	0*
Use of renewable secondary fuels	MJ	0.00E+00	0*	0*	0*	0*	0*
Waste categories	Unit	Total	Manufacturing	Distribution	Installation	Use	End of Life
Hazardous waste disposed	kg	5.09E+02	5.02E+02	0*	0*	5.84E-02	6.88E+00
Non hazardous waste disposed	kg	3.56E+01	3.43E+01	6.31E-02	9.24E-01	3.34E-01	2.62E-02
Radioactive waste disposed	kg	9.89E-03	9.77E-03	4.50E-05	2.94E-06	3.44E-05	4.04E-05
Other environmental information	Unit	Total	Manufacturing	Distribution	Installation	Use	End of Life
Materials for recycling	kg	5.47E+00	6.23E-01	0*	0*	0*	4.85E+00
Components for reuse	kg	0.00E+00	0*	0*	0*	0*	0*
Materials for energy recovery	kg	3.45E-02	0*	0*	0*	0*	3.45E-02
Exported Energy	MJ	2.89E-03	2.72E-04	0*	2.62E-03	0*	0*

\* represents less than 0.01% of the total life cycle of the reference flow

Life cycle assessment performed with EIME version EIME v5.8.1, database version 2016-11 in compliance with ISO14044.

The manufacturing phase is the life cycle phase which has the greatest impact on the majority of environmental indicators (based on compulsory indicators).

Please note that the values given above are only valid within the context specified and cannot be used directly to draw up the environmental assessment of an installation.

Registration number :	SCHN-00609-V01.01-EN	Drafting rules	PCR-ed3-EN-2015 04 02
Verifier accreditation N°	VH30	Supplemented by	PSR-0005-ed2-EN-2016 03 29
Date of issue	11/2020	Information and reference documents	<a href="http://www.pep-ecopassport.org">www.pep-ecopassport.org</a>
		Validity period	5 years
Independent verification of the declaration and data, in compliance with ISO 14025 : 2010			
Internal	X	External	
The PCR review was conducted by a panel of experts chaired by Philippe Osset (SOLINNEN)			
PEP are compliant with XP C08-100-1 :2016			
The elements of the present PEP cannot be compared with elements from another program.			
Document in compliance with ISO 14025 : 2010 « Environmental labels and declarations. Type III environmental declarations »			



Schneider Electric United States

Country Customer Care Center

<http://www.se.com/us/en/work/support/contacts.jsp>

18773425173

North American Division, Boston One Campus

800 Federal Street

MA 01810, Andover, USA

[www.schneider-electric.com](http://www.schneider-electric.com)

Published by Schneider Electric

SCHN-00609-V01.01-EN

© 2019 - Schneider Electric – All rights reserved

11/2020