



## Main

Range of Product	Harmony Timer Relays
Product or Component Type	Single function relay
Fixing mode	Plug-in socket)
Discrete output type	Relay
Contacts type and composition	2 C/O
Component name	REXL
Time delay type	Power on-delay
Time delay range	10...100 h 0.1...1 s 1...10 s 6...60 min 1...10 h 1...10 min 6...60 s

## Complementary

Contacts material	Cadmium free
[Us] rated supply voltage	12 V DC
Voltage range	0.9...1.1 Us
Line Rated Current	5 A AC
Repeat accuracy	+/- 0.5 %
Setting accuracy of time delay	10 % at full scale 25 °C EN/IEC 61812-1
Temperature drift	0.05 %/°C
Maximum reset time	250 Ms after time delay, on de-energisation 50 ms during time delay, on de-energisation
Voltage drift	+/- 0.2 %/V
Maximum switching capacity	4 x 5 A
Maximum temporary permissible current	10 A < 10 s
Minimum switching current	100 mA
Electrical durability	100000 cycles 250 V AC resistive
Mechanical durability	10000000 cycles
Maximum power consumption	1.5 W
[Ui] rated insulation voltage	250 V IEC 255 Group C 250 V VDE 0010
Output overvoltage protection	2 J
Surge withstand	2 kV EN/IEC 61000-4-5 level 3
Creepage distance	4 kV/3 IEC 60664-1
Local signalling	For output in operation 1 LED (red) For power ON 1 LED (yellow)
Net Weight	0.11 lb(US) (0.05 kg)

The information provided in this documentation contains general descriptions and/or technical characteristics of the performance of the products contained herein. This documentation is not intended as a substitute for and is not to be used for determining suitability or reliability of these products for specific user applications. It is the duty of any such user or integrator to perform the appropriate and complete risk analysis, evaluation and testing of the products with respect to the relevant specific application or use thereof. Neither Schneider Electric Industries SAS nor any of its affiliates or subsidiaries shall be responsible or liable for misuse of the information contained herein.

## Environment

Immunity to microbreaks	5 ms
Dielectric strength	2 kV 1 mA/1 minute 50 Hz EN/IEC 60601-1 2 kV 1 mA/1 minute 50 Hz EN/IEC 61812-1
Standards	93/68/EEC EN/IEC 61812-1 EN/IEC 60601-1 89/336/EEC EN/IEC 60601-2 73/23/EEC EN 61000-6-2 EN 50081-2
Product Certifications	UL cUL
Ambient Air Temperature for Operation	-4...140 °F (-20...60 °C)
Ambient Air Temperature for Storage	-40...158 °F (-40...70 °C)
IP degree of protection	IP50 conforming to IEC 60529
Vibration resistance	0.35 mm 10...55 Hz)IEC 60068-2-6
Relative Humidity	95 % without condensation IEC 60068-2-6
Resistance to electrostatic discharge	6 kV in contact EN/IEC 61000-4-2 level 3 8 kV in air EN/IEC 61000-4-2 level 3
Resistance to electromagnetic fields	9.14 V/m (10 V/m) EN/IEC 61000-4-3 level 3
Resistance to fast transients	2 kV EN/IEC 61000-4-4 level 3
Immunity to radioelectric fields	10 V 0.15...80 MHz)EN/IEC 61000-4-6 level 3
Immunity to voltage dips	>= 95 % / 1 s EN/IEC 61000-4-11 30 % / 10 ms EN/IEC 61000-4-11 60 % / 100 ms EN/IEC 61000-4-11
Disturbance radiated/conducted	Class B EN 55022 (EN 55011 group 1)

## Ordering and shipping details

Category	22370-RE, RM MISC TIMERS & COUNTERS
Discount Schedule	CP2
GTIN	3389119400008
Returnability	No
Country of origin	ID

## Packing Units

Unit Type of Package 1	PCE
Number of Units in Package 1	1
Package 1 Height	1.22 in (3.1 cm)
Package 1 Width	2.91 in (7.4 cm)
Package 1 Length	1.22 in (3.1 cm)
Package 1 Weight	1.80 oz (51.0 g)
Unit Type of Package 2	S01
Number of Units in Package 2	48
Package 2 Height	5.91 in (15.0 cm)
Package 2 Width	5.91 in (15.0 cm)
Package 2 Length	15.75 in (40.0 cm)
Package 2 Weight	5.89 lb(US) (2.673 kg)

## Offer Sustainability

Sustainable offer status	Green Premium product
California proposition 65	WARNING: This product can expose you to chemicals including: Nickel compounds, which is known to the State of California to cause cancer, and Di-isodecyl phthalate (DIDP), which is known to the State of California to cause birth defects or other reproductive harm. For more information go to <a href="http://www.P65Warnings.ca.gov">www.P65Warnings.ca.gov</a>
REACH Regulation	<a href="#">REACH Declaration</a>
EU RoHS Directive	Pro-active compliance (Product out of EU RoHS legal scope) <a href="#">EU RoHS Declaration</a>
Mercury free	Yes
China RoHS Regulation	<a href="#">China RoHS Declaration</a>
RoHS exemption information	<a href="#">Yes</a>
Environmental Disclosure	<a href="#">Product Environmental Profile</a>
WEEE	The product must be disposed on European Union markets following specific waste collection and never end up in rubbish bins.

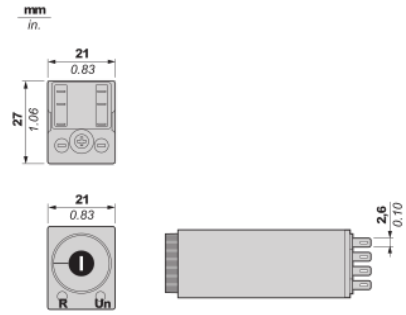
## Contractual warranty

Warranty	18 months
----------	-----------

---

Width 21 mm

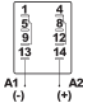
---



---

## Terminal Referencing

---

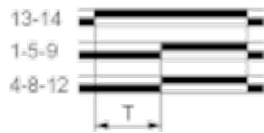


Function A : Power on Delay Relay

Description

The timing period T begins on energisation. After timing, the outputs close.

2 Timed C/O Contacts



Legend

- Relay de-energised
- Relay energised
- Output open
- Output closed

R	Relay output
T	Timing period