



Main

| | |
|--------------------------------|--|
| Range of Product | Harmony XDA |
| Product or Component Type | Joystick controller |
| Device short name | XD4 |
| Bezel material | Chromium plated metal |
| Fixing collar material | Zamak |
| Mounting diameter | 0.87 in (22 mm) |
| Sale per indivisible quantity | 1 |
| Type of operator | Spring return to 0 position, long operating shaft 2.13 in (54 mm) |
| Operator position information | 5 positions |
| Operator direction information | 4 directions |
| Contacts type and composition | 1 NO |
| Contact operation | Slow-break |
| Connections - terminals | Screw clamp terminals, $\leq 2 \times 1.5 \text{ mm}^2$ with cable end EN 60947-1 Screw clamp terminals, $\geq 1 \times 0.22 \text{ mm}^2$ without cable end EN 60947-1 |

Complementary

| | |
|--|---|
| Net Weight | 0.29 lb(US) (0.133 kg) |
| Resistance to high pressure washer | 1015.26 psi (7000000 Pa) 131 °F (55 °C) 0.1 m |
| Shape of signaling unit head | Round |
| Notch per direction | 1 |
| Contacts usage | Standard |
| Positive opening | Without |
| Mechanical durability | 1000000 cycles |
| Tightening torque | 7.08...10.62 lbf.in (0.8...1.2 N.m) EN 60947-1 |
| Shape of screw head | Cross Philips no 1 Cross pozidriv No 1 Slotted flat Ø 4 mm Slotted flat Ø 5.5 mm |
| Contacts material | Silver alloy (Ag/Ni) |
| Short-circuit protection | 10 A cartridge fuse gG EN/IEC 60947-5-1 |
| [I _{th}] conventional free air thermal current | 10 A EN/IEC 60947-5-1 |
| [U _i] rated insulation voltage | 600 V 3)EN 60947-1 |
| [U _{imp}] rated impulse withstand voltage | 6 kV EN 60947-1 |
| [I _e] rated operational current | 0.1 A 250 V, DC-13, R300 EN/IEC 60947-5-1 0.22 A 125 V, DC-13, R300 EN/IEC 60947-5-1 |
| Electrical durability | 1000000 Cycles, AC-15, 2 A 230 V 3600 cyc/h 0.5 EN/IEC 60947-5-1 appendix C 1000000 Cycles, AC-15, 3 A 120 V 3600 cyc/h 0.5 EN/IEC 60947-5-1 appendix C 1000000 Cycles, AC-15, 4 A 24 V 3600 cyc/h 0.5 EN/IEC 60947-5-1 appendix C 1000000 Cycles, DC-13, 0.2 A 110 V 3600 cyc/h 0.5 EN/IEC 60947-5-1 appendix C 1000000 cycles, DC-13, 0.5 A 24 V 3600 cyc/h 0.5 EN/IEC 60947-5-1 appendix C |
| Electrical reliability | $\Lambda < 10\text{exp}(-6)$ 5 V, 1 mA in clean environment EN/IEC 60947-5-4 $\Lambda < 10\text{exp}(-8)$ 17 V, 5 mA in clean environment EN/IEC 60947-5-4 |
| Device presentation | Complete product |

Environment

| | |
|---------------------------------------|---|
| Protective treatment | TH |
| Ambient Air Temperature for Storage | -40...158 °F (-40...70 °C) |
| Ambient Air Temperature for Operation | -13...158 °F (-25...70 °C) |
| Electrical shock protection class | Class I IEC 60536 |
| IP degree of protection | IP66 IEC 60529 |
| NEMA degree of protection | NEMA 13 NEMA 4X |
| IK degree of protection | IK03 IEC 50102 |
| Standards | EN/IEC 60947-5-1 UL 508 EN/IEC 60947-5-5 CSA C22.2 No 14 JIS C8201-5-1 EN/IEC 60947-1 EN/IEC 60947-5-4 JIS C8201-1 |
| Product Certifications | UL Listed LROS (Lloyds register of shipping) CSA BV DNV GL |
| Vibration resistance | 5 gn 2...500 Hz)IEC 60068-2-6 |
| Shock resistance | 30 gn 18 ms) half sine wave acceleration IEC 60068-2-27 50 gn 11 ms) half sine wave acceleration IEC 60068-2-27 |



Ordering and shipping details

| | |
|-------------------|-----------------------------------|
| Category | 22468-PUSHBUTTONS,22MM(METAL) NEW |
| Discount Schedule | CS2 |
| GTIN | 3389110887433 |
| Returnability | Yes |
| Country of origin | FR |

Packing Units

| | |
|------------------------------|-------------------------|
| Unit Type of Package 1 | PCE |
| Number of Units in Package 1 | 1 |
| Package 1 Height | 1.77 in (4.500 cm) |
| Package 1 Width | 2.17 in (5.500 cm) |
| Package 1 Length | 5.12 in (13.000 cm) |
| Package 1 Weight | 4.83 oz (137.000 g) |
| Unit Type of Package 2 | S02 |
| Number of Units in Package 2 | 40 |
| Package 2 Height | 5.91 in (15.000 cm) |
| Package 2 Width | 11.81 in (30.000 cm) |
| Package 2 Length | 15.75 in (40.000 cm) |
| Package 2 Weight | 12.62 lb(US) (5.723 kg) |

Offer Sustainability

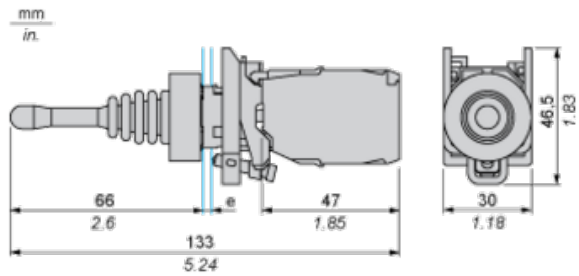
| | |
|---------------------------|---|
| Sustainable offer status | Green Premium product |
| California proposition 65 | WARNING: This product can expose you to chemicals including: Lead and lead compounds, which is known to the State of California to cause cancer and birth defects or other reproductive harm. For more information go to www.P65Warnings.ca.gov |
| REACH Regulation |  REACH Declaration |
| EU RoHS Directive | Pro-active compliance (Product out of EU RoHS legal scope)  EU RoHS Declaration |
| Mercury free | Yes |

| | |
|----------------------------|--|
| China RoHS Regulation | China RoHS Declaration |
| RoHS exemption information | Yes |
| Environmental Disclosure | Product Environmental Profile |
| WEEE | The product must be disposed on European Union markets following specific waste collection and never end up in rubbish bins. |

Contractual warranty



| | |
|----------|-----------|
| Warranty | 18 months |
|----------|-----------|

Dimensions



e: panel thickness: 1 to 6 mm / 0.04 to 0.24 in.

Panel Cut-out for Pushbuttons, Switches and Pilot Lights (Finished Holes, Ready for Installation)

| Connection by Screw Clamp Terminals or Plug-in Connectors or on Printed Circuit Board | Connection by Faston Connectors |
|---|--|
|  |  |
| <p>(1) Diameter on finished panel or support</p> <p>(2) 40 mm min. / 1.57 in. min.</p> <p>(3) 30 mm min. / 1.18 in. min.</p> <p>(4) $\text{Ø } 22.5 \text{ mm} / 0.89 \text{ in. recommended } (\text{Ø } 22.3 \text{ mm }_0^{+0.4} / 0.88 \text{ in. }_0^{+0.016})$</p> <p>(5) 45 mm min. / 1.78 in. min.</p> <p>(6) 32 mm min. / 1.26 in. min.</p> | |