


Product Environmental Profile

Industrial Control and Machine Tool Transformers





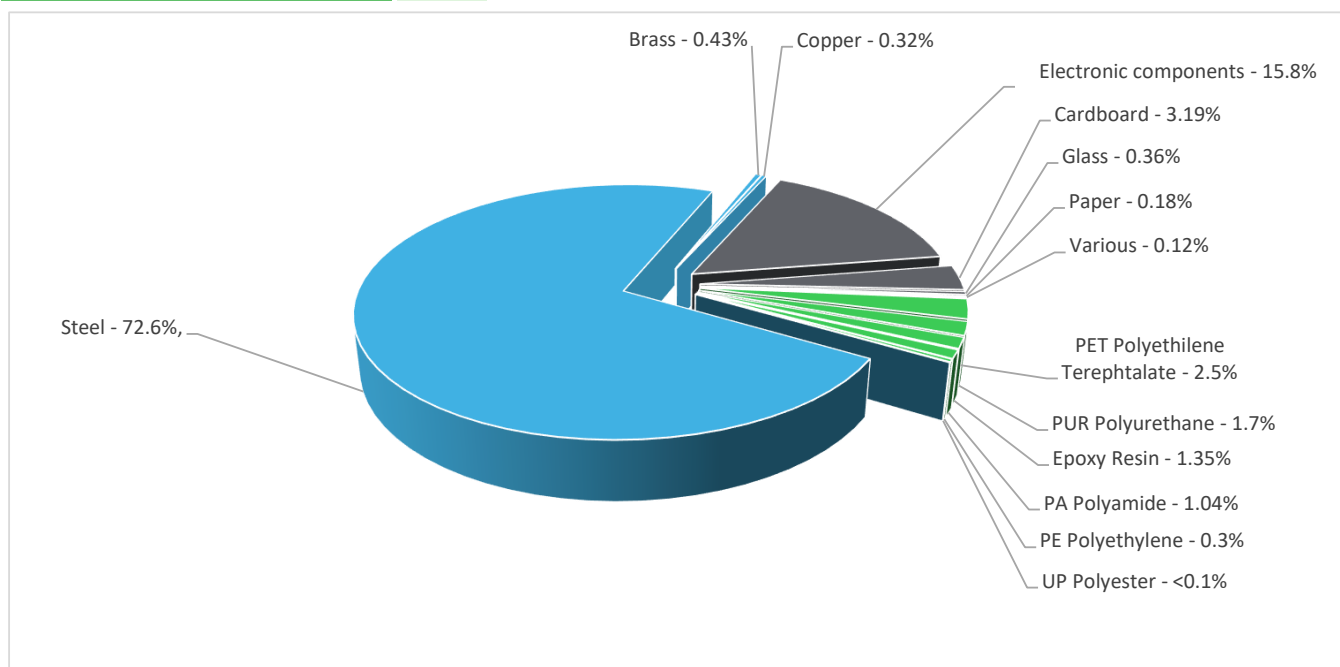
General information

Representative product	Industrial Control and Machine Tool Transformers - 9070T500D1
Description of the product	Control power transformers from Schneider Electric set the industry standard for design innovation and performance. They are designed with low impedance windings for excellent voltage regulation, and can accommodate the high inrush current associated with contactors, starters, solenoids, and relays.
Functional unit	Convert distribution voltage of either 240V or 480V to required control voltage of 120V, units are specifically design to limit voltage drop during high inrush currents from control devices, during 20 years



Constituent materials

Reference product mass 5750 g including the product, its packaging and additional elements and accessories



Plastics	6.9%
Metals	73.4%
Others	19.7%



Substance assessment

Products of this range are designed in conformity with the requirements of the RoHS directive (European Directive 2011/65/EU of 2 January 2013, amended in March 2015, 2015/863/EU and in November 2017, 2017/2102/EU) and do not contain, or only contain in the authorised proportions, lead, mercury, cadmium, hexavalent chromium or flame retardants (polybrominated biphenyls - PBB, polybrominated diphenyl ethers – PBDE), Bis (2-ethylhexyl)phthalate - DEHP, Benzyl butyl phthalate– BBP, Dibutyl phthalate - DBP, Diisobutyl phthalate - DIBP) as mentioned in the Directive.

Details of ROHS and REACH substances information are available on the Schneider-Electric Green Premium website

<http://www2.schneider-electric.com/sites/corporate/en/products-services/green-premium/green-premium.page>

Additional environmental information

The Industrial Control and Machine Tool Transformers presents the following relevant environmental aspects

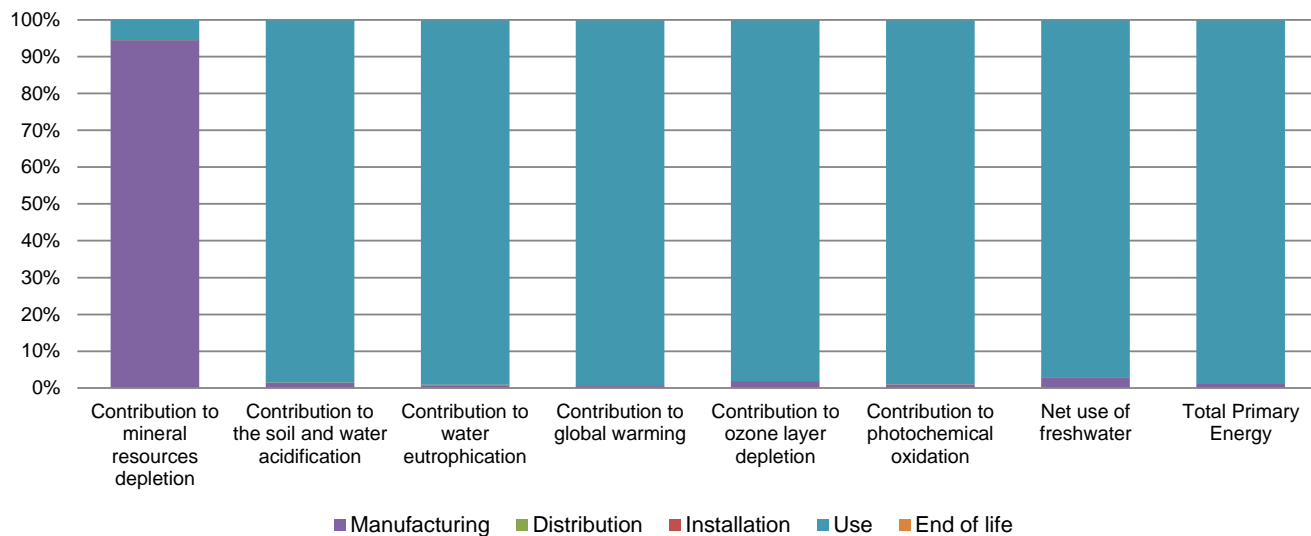
Manufacturing	Manufactured at a Schneider Electric production site ISO14001 certified
Distribution	Weight and volume of the packaging optimized, based on the European Union's packaging directive Packaging weight is 210.4 g, consisting of Cardboard (89.11%), Paper (5.06%), PE film (5.84%) Product distribution optimised by setting up local distribution centres
Installation	The product does not require special installation procedure and requires little to no energy to install. The disposal of the packaging materials are accounted for during the installation phase (including transport to disposal).
Use	The Watts loss and thermal dissipation at multiple load levels for each size of Industrial Control and Machine Transformer is published in the "Type T Performance Data" chart in catalog 9070CT9901 available on the Schneider Electric website: http://download.schneider-electric.com/files?p_Reference=9070CT9901&p_EnDocType=Catalog&p_File_Id=153782572&p_File_Name=9070CT9901R805.pdf
End of life	End of life optimized to decrease the amount of waste and allow recovery of the product components and materials No special end-of-life treatment required. According to countries' practices this product can enter the usual end-of-life treatment process. Recyclability potential: 78% Based on "ECO'DEEE recyclability and recoverability calculation method" (version V1, 20 Sep. 2008 presented to the French Agency for Environment and Energy Management: ADEME).

Environmental impacts

Reference life time	20 years			
Product category	Other equipments - Passive product - non-continuous operation			
Installation elements	No special components needed			
Use scenario	60% of the time at Full Load with 51 W loss, 25% of the time at No Load with 21 W loss and 15% of the time OFF with 0W loss.			
Geographical representativeness	USA			
Technological representativeness	The Modules of Technologies such as material production, manufacturing process and transport technology used in this PEP analysis (LCA-EIME in this case) are Similar and representative of the actual type of technologies used to make the product in production.			
Energy model used	Manufacturing	Installation	Use	End of life
	Energy model used: Mexico	Electricity mix; AC; consumption mix, at consumer; 120V; US	Electricity mix; AC; consumption mix, at consumer; 120V; US	Electricity mix; AC; consumption mix, at consumer; 120V; US

Compulsory indicators		Industrial Control and Machine Tool Transformers - 9070T500D1					
Impact indicators	Unit	Total	Manufacturing	Distribution	Installation	Use	End of Life
Contribution to mineral resources depletion	kg Sb eq	7.81E-04	7.38E-04	0*	0*	4.29E-05	0*
Contribution to the soil and water acidification	kg SO ₂ eq	4.24E+00	5.81E-02	6.60E-03	0*	4.18E+00	2.08E-03
Contribution to water eutrophication	kg PO ₄ ³⁻ eq	1.11E+00	8.49E-03	1.52E-03	5.52E-04	1.10E+00	6.06E-04
Contribution to global warming	kg CO ₂ eq	4.39E+03	2.23E+01	1.46E+00	0*	4.36E+03	1.44E+00
Contribution to ozone layer depletion	kg CFC11 eq	8.07E-05	1.50E-06	0*	0*	7.91E-05	6.96E-08
Contribution to photochemical oxidation	kg C ₂ H ₄ eq	6.76E-01	6.64E-03	4.69E-04	6.98E-05	6.69E-01	2.28E-04

Resources use	Unit	Total	Manufacturing	Distribution	Installation	Use	End of Life
Net use of freshwater	m3	7.93E+00	2.21E-01	0*	0*	7.71E+00	1.47E-03
Total Primary Energy	MJ	5.94E+04	6.40E+02	2.07E+01	0*	5.87E+04	1.20E+01



Optional indicators		Industrial Control and Machine Tool Transformers - 9070T500D1					
Impact indicators	Unit	Total	Manufacturing	Distribution	Installation	Use	End of Life
Contribution to fossil resources depletion	MJ	5.34E+04	2.24E+02	2.06E+01	0*	5.31E+04	8.52E+00
Contribution to air pollution	m³	3.74E+05	3.39E+03	6.05E+01	0*	3.70E+05	7.85E+01
Contribution to water pollution	m³	2.19E+05	2.55E+03	2.41E+02	0*	2.15E+05	1.07E+03
Resources use	Unit	Total	Manufacturing	Distribution	Installation	Use	End of Life
Use of secondary material	kg	1.61E+00	1.61E+00	0*	0*	0*	0*
Total use of renewable primary energy resources	MJ	3.53E+03	4.44E+00	0*	0*	3.53E+03	0*
Total use of non-renewable primary energy resources	MJ	5.59E+04	6.35E+02	2.07E+01	0*	5.52E+04	1.19E+01
Use of renewable primary energy excluding renewable primary energy used as raw material	MJ	3.53E+03	0*	0*	0*	3.53E+03	0*
Use of renewable primary energy resources used as raw material	MJ	4.81E+00	4.81E+00	0*	0*	0*	0*
Use of non renewable primary energy excluding non renewable primary energy used as raw material	MJ	5.58E+04	6.07E+02	2.07E+01	0*	5.52E+04	1.19E+01
Use of non renewable primary energy resources used as raw material	MJ	2.84E+01	2.84E+01	0*	0*	0*	0*
Use of non renewable secondary fuels	MJ	0.00E+00	0*	0*	0*	0*	0*
Use of renewable secondary fuels	MJ	0.00E+00	0*	0*	0*	0*	0*
Waste categories	Unit	Total	Manufacturing	Distribution	Installation	Use	End of Life
Hazardous waste disposed	kg	1.48E+02	2.36E+01	0*	0*	1.17E+02	7.91E+00
Non hazardous waste disposed	kg	6.75E+02	7.81E+00	0*	2.12E-01	6.67E+02	0*
Radioactive waste disposed	kg	7.06E-02	1.93E-03	3.71E-05	0*	6.86E-02	5.93E-05
Other environmental information	Unit	Total	Manufacturing	Distribution	Installation	Use	End of Life
Materials for recycling	kg	4.85E+00	4.46E-01	0*	0*	0*	4.41E+00
Components for reuse	kg	0.00E+00	0*	0*	0*	0*	0*
Materials for energy recovery	kg	2.39E-02	0*	0*	0*	0*	2.39E-02
Exported Energy	MJ	6.26E-04	5.89E-05	0*	5.68E-04	0*	0*

* represents less than 0.01% of the total life cycle of the reference flow

Life cycle assessment performed with EIME version EIME v5.8.1, database version 2016-11 in compliance with ISO14044.

The use phase is the life cycle phase which has the greatest impact on the majority of environmental indicators (based on compulsory indicators).

Please note that the values given above are only valid within the context specified and cannot be used directly to draw up the environmental assessment of an installation.

Registration number :	SCHN-00600-V01.01-EN	Drafting rules	PCR-ed3-EN-2015 04 02
Verifier accreditation N°	VH30	Supplemented by	PSR-0005-ed2-EN-2016 03 29
Date of issue	11/2020	Information and reference documents	www.pep-ecopassport.org
		Validity period	5 years
Independent verification of the declaration and data, in compliance with ISO 14025 : 2010			
Internal	X	External	
The PCR review was conducted by a panel of experts chaired by Philippe Osset (SOLINNEN)			
PEP are compliant with XP C08-100-1 :2016			
The elements of the present PEP cannot be compared with elements from another program.			
Document in compliance with ISO 14025 : 2010 « Environmental labels and declarations. Type III environmental declarations »			



Schneider Electric United States

Country Customer Care Center

<https://www.se.com/us/en/work/support/contacts.jsp>

North American Division, Boston One Campus

800 Federal Street

MA 01810, Andover, USA

www.schneider-electric.com

Published by Schneider Electric

SCHN-00600-V01.01-EN

© 2019 - Schneider Electric – All rights reserved

11/2020