



Main

| | |
|--|----------------------------------|
| Range of Product | Harmony Electromechanical Relays |
| Series name | Interface relay |
| Product or Component Type | Plug-in relay |
| Device short name | RSB |
| Contacts type and composition | 2 C/O |
| Contact operation | Standard |
| [Uc] control circuit voltage | 230 V AC 50/60 Hz |
| [Ithe] conventional enclosed thermal current | 8 A -40...104 °F (-40...40 °C) |
| Status LED | Without |
| Control Type | Without push-button |

Complementary

| | |
|--|--|
| Shape of pin | Flat (PCB type) |
| Average coil resistance | 33000 Ohm AC 20 °C +/- 10 % |
| [Ue] rated operational voltage | 184...345 V AC 50/60 Hz |
| [Ui] rated insulation voltage | 400 V EN/IEC 60947 |
| [Uimp] rated impulse withstand voltage | 3.6 kV IEC 61000-4-5 |
| Contacts material | Silver alloy (AgNi) |
| [Ie] rated operational current | 4 A AC-1/DC-1) NC IEC 8 A AC-1/DC-1) NO IEC |
| Minimum switching current | 10 mA |
| Maximum switching voltage | 300 V DC IEC |
| Minimum switching voltage | 12 V |
| Maximum switching capacity | 2000 VA/224 W |
| Resistive rated load | 8 A 250 V AC 8 A 28 V DC |
| Minimum switching capacity | 120 mW 10 mA, 12 V |
| Operating rate | <= 600 cycles/hour under load <= 18000 cycles/hour no-load |
| Mechanical durability | 5000000 cycles |
| Electrical durability | 100000 Cycles, 8 A at 250 V, AC-1 NO 100000 cycles, 4 A at 250 V, AC-1 NC |
| Operating time | 20 ms operating 20 ms reset |
| Average coil consumption | 0.75 VA AC |
| Drop-out voltage threshold | >= 0.15 Uc AC |
| Safety reliability data | B10d = 100000 |
| Protection category | RT I |
| Test levels | Level A |
| Operating position | Any position |
| Net Weight | 0.03 lb(US) (0.014 kg) |
| Sale per indivisible quantity | 10 |
| Device presentation | Complete product |

Environment

| | |
|---------------------------------------|---|
| Dielectric strength | 1000 V AC between contacts 2500 V AC between poles 5000 V AC between coil and contact |
| Standards | CSA C22.2 No 14 UL 508 EN/IEC 61810-1 |
| Product Certifications | CSA EAC UL |
| Ambient Air Temperature for Storage | -40...185 °F (-40...85 °C) |
| Vibration resistance | +/- 1 mm 10...55 Hz)EN/IEC 60068-2-6 |
| IP degree of protection | IP40 conforming to EN/IEC 60529 |
| Shock resistance | 10 gn 11 ms) not operating EN/IEC 60068-2-27 5 gn 11 ms) in operation EN/IEC 60068-2-27 |
| Ambient air temperature for operation | -40...158 °F (-40...70 °C) AC) |

Ordering and shipping details

| | |
|-------------------|-----------------------------|
| Category | 21127-ZELIO ICE CUBE RELAYS |
| Discount Schedule | CP2 |
| GTIN | 3389110256611 |
| Returnability | No |
| Country of origin | AT |

Packing Units

| | |
|------------------------------|-------------------------|
| Unit Type of Package 1 | PCE |
| Number of Units in Package 1 | 1 |
| Package 1 Height | 0.47 in (1.200 cm) |
| Package 1 Width | 0.79 in (2.000 cm) |
| Package 1 Length | 1.14 in (2.900 cm) |
| Package 1 Weight | 0.56 oz (16.000 g) |
| Unit Type of Package 2 | BB1 |
| Number of Units in Package 2 | 10 |
| Package 2 Height | 0.67 in (1.700 cm) |
| Package 2 Width | 0.98 in (2.500 cm) |
| Package 2 Length | 12.24 in (31.100 cm) |
| Package 2 Weight | 5.61 oz (159.000 g) |
| Unit Type of Package 3 | S01 |
| Number of Units in Package 3 | 350 |
| Package 3 Height | 5.91 in (15.000 cm) |
| Package 3 Width | 5.91 in (15.000 cm) |
| Package 3 Length | 15.75 in (40.000 cm) |
| Package 3 Weight | 11.46 lb(US) (5.200 kg) |

Offer Sustainability

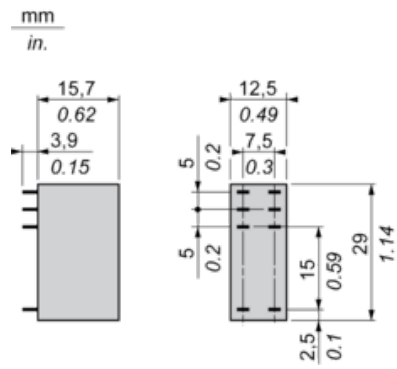
| | |
|---------------------------|--|
| Sustainable offer status | Green Premium product |
| California proposition 65 | WARNING: This product can expose you to chemicals including: Nickel compounds, which is known to the State of California to cause cancer, and Di-isodecyl phthalate (DIDP), which is known to the State of California to cause birth defects or other reproductive harm. For more information go to www.P65Warnings.ca.gov |
| REACH Regulation | REACH Declaration |
| REACH free of SVHC | Yes |
| EU RoHS Directive | Pro-active compliance (Product out of EU RoHS legal scope) EU RoHS Declaration |
| Toxic heavy metal free | Yes |
| Mercury free | Yes |

| | |
|----------------------------|--|
| China RoHS Regulation | China RoHS Declaration |
| RoHS exemption information | Yes |
| Environmental Disclosure | Product Environmental Profile |
| WEEE | The product must be disposed on European Union markets following specific waste collection and never end up in rubbish bins. |

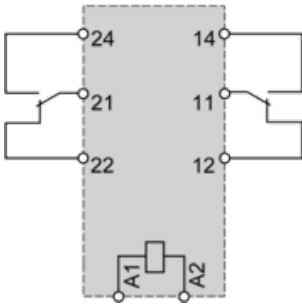
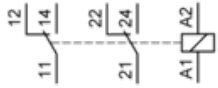
Contractual warranty

| | |
|----------|-----------|
| Warranty | 18 months |
|----------|-----------|

Dimensions



Wiring Diagram

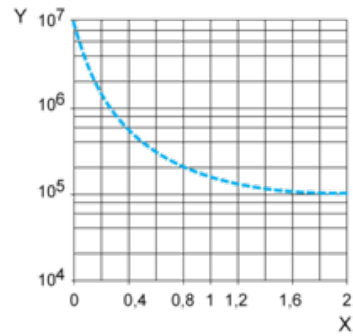


NOTE: For DC input, A1 have to be +, otherwise it would short circuit from protection module

Electrical Durability of Contacts

Durability (inductive load) = durability (resistive load) x reduction coefficient.

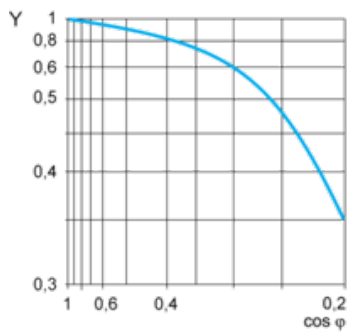
Resistive AC load



X Switching capacity (kVA)

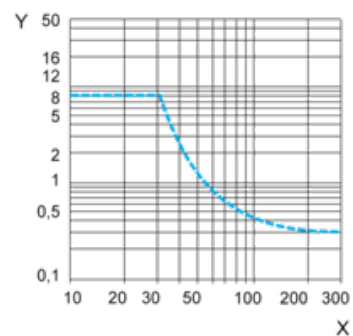
Y Durability (Number of operating cycles)

Reduction coefficient for inductive AC load (depending on power factor $\cos \phi$)



Y Reduction coefficient (A)

Maximum switching capacity on resistive DC load



X Voltage DC

Y Current DC

Note : These are typical curves, actual durability depends on load, environment, duty cycle, etc.