



Main

Range of Product	Telemecanique Radio frequency identification XG
Product or Component Type	Electronic tag
RFID electronic tag name	XGHB
RFID Frequency	13.56 MHz
Design	Disc
Memory capacity	112 B
Associated smart antenna	XGCS
[Sn] nominal sensing distance	1.65 In (42 mm) XGCS49 + field expander XGFEC540 1.89 In (48 mm) XGCS49 2.56 In (65 mm) XGCS89 3.15 In (80 mm) XGCS49 + field expander XGFEC2525 2.56 in (65 mm) XGCS85
Outer dimension	Ø 30 x 3 mm
Quantity per Set	Set of 5
Read time	12 + 0.825 x (number of 16-bit words) ms
Write time	12 + 5.6 x (number of 16-bit words) ms
IP Degree of Protection	IP68
Fixing Mode	By screws

Complementary

Memory type	EEPROM
Memory operation	Read/write
Number of read cycles	Unlimited
Number of write cycles	2500000 86 °F (30 °C) 100000 -13...185 °F (-25...85 °C)
Maximum linear speed with "auto read/write function"	10.17 Ft/S (3.1 m/s) XGCS49 read a serial number 4.59 Ft/S (1.4 m/s) XGCS49 read a word 2.30 Ft/S (0.7 m/s) XGCS49 read or write 10 words 19.03 Ft/S (5.8 m/s) XGCS89 read a serial number 8.86 Ft/S (2.7 m/s) XGCS89 read a word 2.95 Ft/S (0.9 m/s) XGCS89 read or write 10 words 19.03 Ft/S (5.8 m/s) XGCS85 read a serial number 8.86 Ft/S (2.7 m/s) XGCS85 read a word 2.95 ft/s (0.9 m/s) XGCS85 read or write 10 words
Data Retention Time	10 year(s)
Material	PPA (polyphthalamide)
Net Weight	0.01 lb(US) (0.005 kg)

Environment

Standards	ISO 15693
Ambient air temperature for operation	-13...185 °F (-25...85 °C)
Ambient Air Temperature for Storage	-40...194 °F (-40...90 °C)
Vibration resistance	2 mm 5...29.5 Hz)EN 60068-2-6 7 gn 29.5...150 Hz)EN 60068-2-6
Shock resistance	30 gn 11 ms EN 60068-2-27
IK degree of protection	IK02 EN 50102

Ordering and shipping details

Category	22491-SENS,IDENTIFICATION DEVICE (XGK)
Discount Schedule	DS2
GTIN	3389119021357
Returnability	No
Country of origin	MY

Packing Units

Unit Type of Package 1	PCE
Number of Units in Package 1	1
Package 1 Height	2.36 in (6.000 cm)
Package 1 Width	3.54 in (9.000 cm)
Package 1 Length	3.94 in (10.000 cm)
Package 1 Weight	0.63 oz (18.000 g)
Unit Type of Package 2	BB1
Number of Units in Package 2	5
Package 2 Height	2.36 in (6.000 cm)
Package 2 Width	3.54 in (9.000 cm)
Package 2 Length	3.94 in (10.000 cm)
Package 2 Weight	0.67 oz (19.000 g)
Unit Type of Package 3	S01
Number of Units in Package 3	250
Package 3 Height	5.91 in (15.000 cm)
Package 3 Width	5.91 in (15.000 cm)
Package 3 Length	15.75 in (40.000 cm)
Package 3 Weight	2.49 lb(US) (1.129 kg)

Offer Sustainability

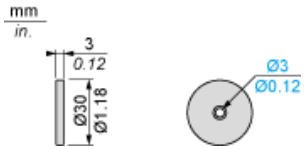
Sustainable offer status	Green Premium product
California proposition 65	WARNING: This product can expose you to chemicals including: Diisononyl phthalate (DINP), which is known to the State of California to cause cancer, and Di-isodecyl phthalate (DIDP), which is known to the State of California to cause birth defects or other reproductive harm. For more information go to www.P65Warnings.ca.gov
REACH Regulation	REACH Declaration
REACH free of SVHC	Yes
EU RoHS Directive	Pro-active compliance (Product out of EU RoHS legal scope) EU RoHS Declaration
Toxic heavy metal free	Yes
Mercury free	Yes
RoHS exemption information	Yes
Environmental Disclosure	Product Environmental Profile
Circularity Profile	End Of Life Information

Contractual warranty

Warranty	18 months
----------	-----------

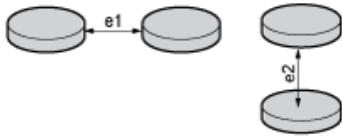
Dimensions

Updatable Code Electronic Tags



Minimum Mounting Distances

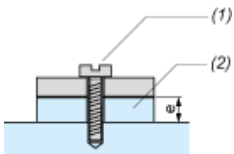
Distance Between Tags



XGCS4901201 smart antenna (format 40)		XGCS8•• smart antennas (format 80)	
e1	e2	e1	e2
70	50	190	60

Minimum Mounting Distances in a Metal Structure

No metal parts within 15 mm of the tag

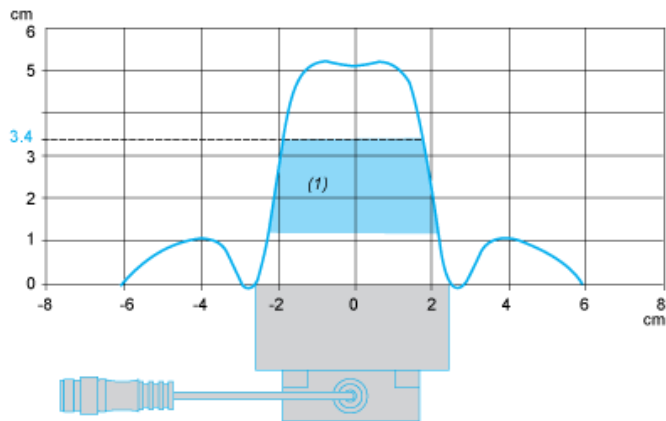
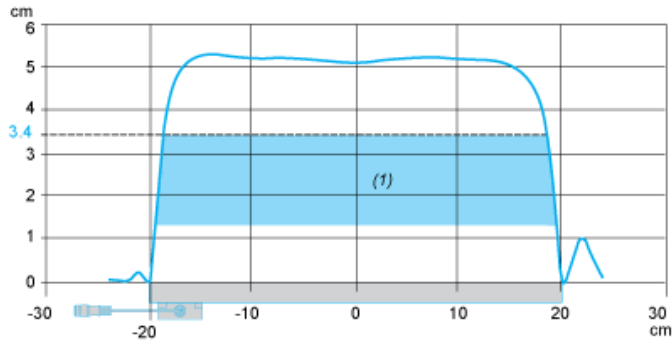


(e) ≥ 15 mm.

- (1) Tightening torque ≤ 1 Nm/0.74 lb-ft
- (2) Insulation material

Curves

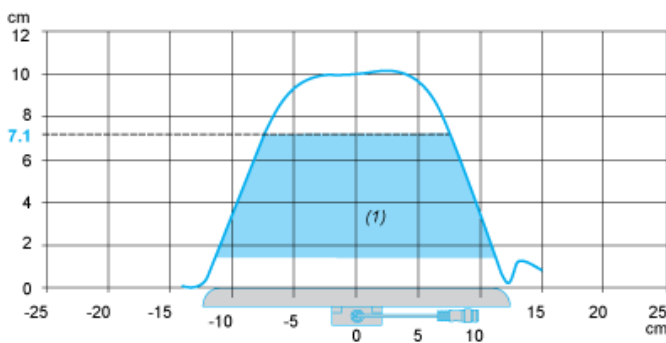
Dialogue Zones for Field Expanders



(1) Recommended working zone.

Curves

Dialogue Zones for Field Expanders



(1) Recommended working zone.