

# The Actassi system

Catalogue 2023

Seamless end-to-end network connectivity



[se.com](https://se.com)

Life Is On

**Schneider**  
Electric

# Actassi puts all the differences aside!



The best features of our local brands and ranges are now merged into one, complete global system – Actassi.



# Contents



The Actassi system

5


1



Actassi Copper solution

31

2



Actassi Fibre solution

111

3



Actassi Enclosures

169

4



Spare parts -For Actassi Enclosures

251

5

Index

254

6





Schneider

CRAFT

Actassi

Actassi



# A short Actassi summary

Here is a short summary for you: Actassi is Schneider Electric's new global state-of-the-art range for networking and connectivity infrastructure solutions, created for buildings and data centres. It consists of the best performing features from local Schneider Electric brands such as LexCom, Infraplus, Clipsal Datacomms, Sarel and Himel. To be able to offer every installer around the world, the best-of-the-best solutions, we have created ONE single system; Actassi.



Searching for a smaller sized home solution? LexCom Home should be your choice. You'll get data, TV and telephone in all rooms, and even access to all medias at the same time from the same outlet.

All products are designed to give superior usability and performance. They exceed the most advanced international standards, such as ISO/IEC 11801 Ed3.0 for the new S-One connector. All S-One connectors are manufactured to provide exceptional Cat 5e, Cat 6 and Cat 6<sub>A</sub> performance for shielded and unshielded data networks.

Furthermore Actassi is fully integrated with a wide range of other Schneider Electric solutions and products, such as the Total Office Performance system including products to create a true organic office – read more on page 8-page 9.

The Actassi system consists of a comprehensive set of products:

- > Connectors for Cat 5e, Cat 6 and Cat 6<sub>A</sub> performance
- > Cross-connect panels
- > Copper and fibre optic LAN cables
- > Patch cords and connecting hardware
- > Cabling and server enclosures



# Building Actassi



**Green Premium** to guarantee our products are compliant with International Environment Regulations & Standards (RoHS, REACH, PEP and EoLI)



Reliable cabling solution & proven technology backed by **extended system warranty**



Superior connectivity with compliance of **international standards (TIA/EIA, ISO/IEC, AS/NZ)**




Apply the latest building management technologies with **proven PoE+ connectivity** to increase efficiency of power usage



Intelligent  
Management




Pre-term Copper  
solutions



Enclosures



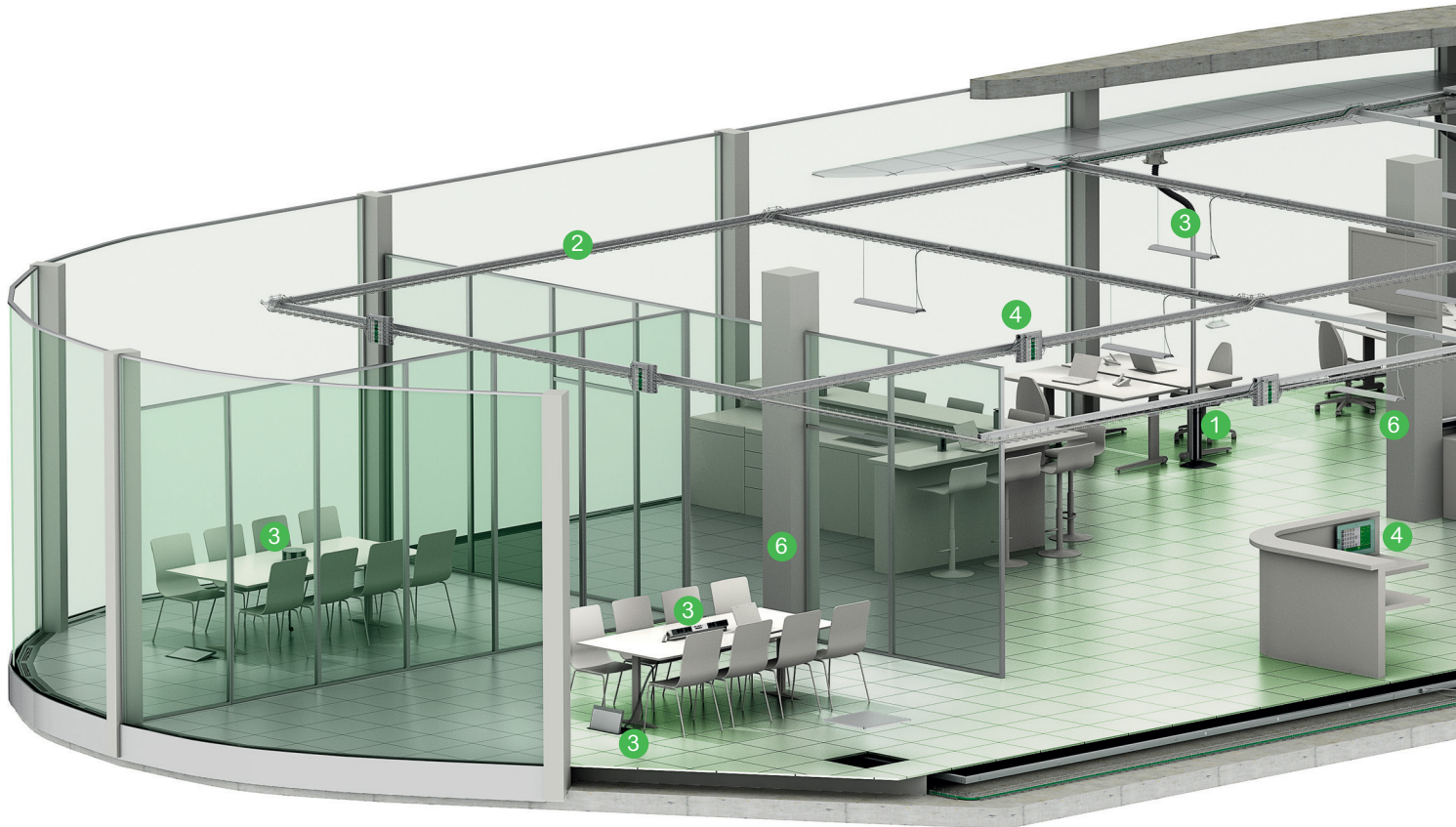
Superior cable  
& Connectivity





# Actassi is a part of the TOP system

By now you know that Actassi is the smartest way to create reliable and high-performing network connectivity. So let's add some more interesting facts to that piece of information; Actassi is also part of our Total Office Performance system. Just like in a human body, it's the interaction between these parts that creates the organic quality of the complete system.




P126271



## Connectivity Actassi

Network connectivity is as essential for a modern office as the signal substances are for your body's inner communication. Actassi is as intuitive, fast and reliable.

P126306



## Infrastructure Canalis / Performa

Canalis busbars and Performa mesh trays are the bone structure which distributes power and network throughout the office building.

P131622

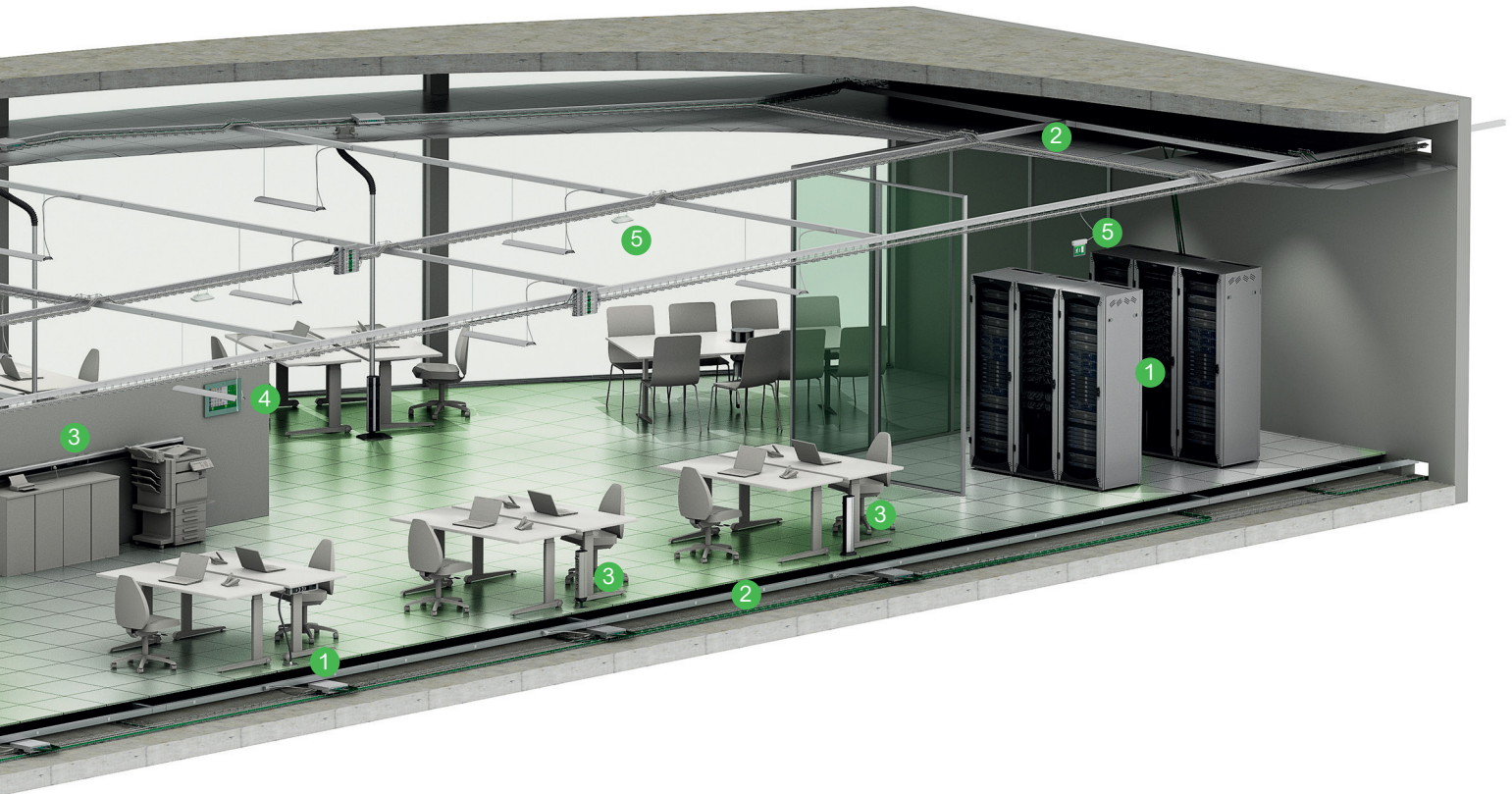


## Installation system OptiLine

OptiLine is to power and networks what your veins are to your blood circulation; Flexible, extensive, reaching into every corner.

P118466





4



### Life Space Management Uniq / Roombox

Uniq, Roombox and KNX provides convenient building control and energy management. All functions for LifeSpace Management are monitored from one single source.

5



### Safety and Security Dardo / Twinbus

Finally your office needs eyes, ears and senses. Twinbus is the vigilant door entry system and Dardo and Exiway provides all the safety you need with its signs and alarms.

6



### Wiring devices Altira

This is the office building's skin, containing great functions and presenting them in style.

# Data Center

## Actassi



**Future proof** application & above-the-standard performance to maximize the total lifecycle of Actassi solution



**Space optimization** to maximize ROI by utilizing the scared space resources in data center



**Easy deployment** to reduce the construction time needed for new data center





**Real time monitoring** to secure network continuity of physical layer. Minimize downtime that is caused by human error



Intelligent Management




Network racks and cabinets



Future Proof connectivity



High Density Fibre Solution



Superior cable & Connectivity



# Actassi network connectivity solution

## Entrance Room (ER)

Actassi single-mode OS2 fibre cables for optimised cable performance in entrance room



Single-mode OS2 fibre cables

## Telecommunication Room (TR)

Actassi multi-mode OM4 fibre cables for speeds beyond 40 Gigabit/s and 100 Gigabit/s



Multi-mode OM4 fibre cables

## Equipment Distribution Area (EDA)

Tough Cabling for superior data transmission performance regardless of installation quality; and 10G solution for fast data transmission over extensive equipment distributions



F<sup>2</sup> cables



10G solution



ID-3TM F<sup>2</sup> patch cords

## Storage area

Actassi's fibre solution for quick retrieval of storage data





# s for data centres

**Test lab**  
Tough Cabling for efficient testing activities



F<sup>2</sup> cables

**Control room**  
Actassi Tough Cabling for superior data transmission, and F<sup>2</sup> secure patch cords to ensure there are no unauthorised disconnections



F<sup>2</sup> cables



ID-3TM F<sup>2</sup> secure patch cords

**Main Distribution Area (MDA)**  
Actassi MPO plug-n-play solution for high bandwidth demand, high-density reliability and scalability



MPO solution

**Horizontal Distribution Area (HDA)**  
MPO plug-n-play solution for guaranteed performance; and 10G solution for fast data transmission over extensive data applications



10G solution



MPO solution

- Backbone cabling
- Horizontal cabling

# Superior usability

By constructing a complete system, we have made sure that there will never be incompatible differences in-between parts. But as an installer, we believe you would like to know the specifics. Let's take a closer look at some less visible Actassi advantages!



## Actassi system

With innovations such as the S-One connector, the sliding 19" patch panels and the CL-MX cable, Actassi allows you to work faster. Installation time will be decreased by up to 20 %, still high-performing network cabling is assured.



## The fast and trouble-free Actassi S-One connector

The One-piece RJ45 connector is tool-less to open and close. Advantages such as the colour coding, smart bridle, U-shaped cable entry and automatic 360° earthing allow you to connect up to 50 % faster. A cutting plier is all the tooling you need. Actassi S-One is designed by Schneider Electric, manufactured in our state-of-the-art factory in Denmark and is fully compliant with the latest standard ISO/IEC 11801 Ed3.0.



## The high-performance CL-MX cable

A new and innovative shielded Cat 6<sub>A</sub> cable with 3 times faster installation and a superior transfer impedance performance. The secret is the patented single-foil metallic crossfiller that brings 3x shielding, improved EMC and less cutting operations.



## The pre-equipped 19" panels

The Actassi 19" patch panels with sliding and quick-fix function, automatic earthing, quick-release button and rear cable identification will delight any professional.



## Actassi VDS allows airflow of 80 %

The new Actassi enclosure for server applications is very robust and can be mounted with up to 750 kg of 19" components. The micro-perforated door ensures superior air circulation. Cable entries at the sides enable ergonomic installations.



P127327

The new Actassi CL-MX cable has a patented metallic crossfiller for better link performance and less installation operations. No need of separation distance to power cabling and no need of ANEXT field testing.



Actassi helps you  
get more jobs done  
by speeding up each  
task.





# Install seamless end-to-end connectivity

Actassi includes everything needed to install and operate network connections simply and intuitively. Technical innovations and ergonomic features exceeding the demands of end-users and installers, enhance productivity in every workplace.



Actassi is easy to specify, install, use and upgrade. Together with our OptiLine installation system you will have a very flexible network access.



PB501435

## Actassi 19" Enclosures


A complete range of products including all sizes of enclosures, from 6 units to 47 units with different widths, depths and compositions.



P111689

## Quick Fix

Our 19" panels are all equipped with the Quick Fix function, allowing simple, firm and convenient installation and maintenance.



P124895

## Actassi 19" Panels


Sliding function, automatic earthing, quick-release button and rear cable identification make the Actassi 19" panel a delight to install.



P127327

## CL-MX cable


The new Actassi CL-MX cable has a patented metallic crossfiller which brings 3x shielding and superior EMC. Still it's 3 times faster to install!



P121600

## Actassi S-One – Twice as fast

The new Actassi S-One RJ45 connector, with features like the smart bridle, is up to 50 % faster to connect than most other connectors.




P131340






OptiLine Consolidation point

Performa Mesh trays




### Cable management for perfectionists

Every cord and cable is easily fixed and fastened in its designated place.




### Clear marking

Both patch panels and connector face plates are equipped with a system for clear marking.



### Expand in no time

The patch panels are pre-equipped and have benefits such as the Quick Fix and a convenient sliding function.



### Altira

The Altira range contains all the functions and finishes you need to make a complete and stylish installation.



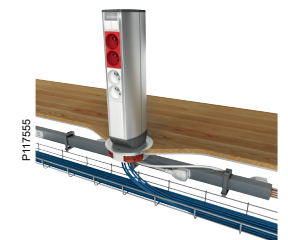
### Wall installation

The OptiLine trunking makes tele, data and power easily and elegantly accessible.



### Table installation

Increase function, technology and design by providing network and power access for complete flexibility.



### Floor installation

For a truly flexible solution, use our two-sided post. It's equipped with a fixing for the innovative floor grommet, enabling easy future adjustments.

# Complete peace of mind

Did you connect the right wire? Did you remember earthing? With Actassi you never have to worry again. The shielded connectors have an automatic 360° earthing, so you will save time and provide safe installations simultaneously. But security isn't only a built-in feature in products. It's also a philosophy that has governed the way we have designed the Actassi support services and warranties.



We offer comprehensive training programmes as well as extensive warranties.



## You will get it right, intuitively



Actassi system warranty covers the complete network, from the technical room to the workstation. Ask your local Schneider Electric sales office for detailed information on the warranties and support resources in your country.

Actassi is built on intuitive installation technology, making it very hard to fail. But if there are any uncertainties, don't hesitate to call your local support services. They are happy to answer your questions. And if there is something you would like to excel at, you are always welcome to join our training programmes.

### Certified standard and global accessibility

All Actassi products are certified to the highest standards by a third party. Several products actually exceed international standards to give you true top-class performance and reliable connectivity. Our worldwide presence and well-known distribution partners also ensure both global and local access to our products and services.



P130046

P63209

### The Digital Rule helps you select products

Do you find it hard to select RJ45 connectors, patch panels, cables and enclosures? Visit [schneider-electric.com](http://schneider-electric.com) and try our Digital Rule. It's an intelligent online e-catalogue which will facilitate your choices and ensure an error-free specification.



# Environment in focus

Energetic and environmental responsibility lies at the core of Schneider Electric culture and strategy. We strive to reduce the environmental impact of our products throughout their entire life-cycle, particularly through eco-design and eco-production.



Actassi is compliant with RoHS, the REACH European directives and PEP Eco passport. Product Environmental Profile available on request.



Actassi CL-MX cables is one example of Eco-design. Halogen-free, flame or fire retardant. In case of fire, the result of using Actassi CL-MX is the reduction of the emissions of opaque smoke and acid gases. Thus, it helps reducing damages to equipment and allows people to escape from the building more easily.


## Eco-design

The European Union enacted an Energy using Products (EuP) framework directive in 2005 (directive on the eco-design of products) which seeks to promote eco-design approaches in priority sectors, or even to specify the aims of impacts for some products.

Although Schneider Electric's supply is outside of the EuP target, it generalises the eco-design approach to all its developmental activities and undertakes to communicate the environmental features of its products through Product Environmental Profiles (PEPs).

## Product Environmental Profile

For each product Schneider Electric undertakes to publish a Product Environmental Profile (PEP). It provides customers with information on their environmental performances during their life cycle as well as the best treatment solutions at the end of their life. To ensure transparency and the validity of the data, it complies with ISO 14025 in an inter-professional programme which sets shared calculation and drafting rules for publishing the environmental impacts of products.




P127327

P131634

# Actassi 19" patch panels

The Actassi 19" panels are indeed an installer's delight! They are innovative, simple and efficient. They are also part of the global Actassi product portfolio for Network Connectivity including connectors, cables and enclosures. Actassi is also a vital component of TOP – the Total Office Performance system – making workspaces energy efficient, flexible and comfortable. TOP includes everything from power and data distribution, to safety systems and lifespace controls. So, when you choose Actassi you'll get superior usability and a truly seamless end-to-end connectivity.



P110158

P110158




# Making professional IT and network installations easy



P111669

All Actassi panels are equipped with the smart and innovative Quick Fix function.

Now, furnishing or maintaining our 19" racks with panels couldn't be done easier or faster. Actassi panels are all equipped with the Quick Fix function, a mechanism mounted at each side of the 1U panel, which helps them to be quickly opened.




P111437

## A panel for every need

We've got panels for fibre optic, data and telecom. They have all been developed with two words in focus - easy and smart. Some examples; Quick Fix function, sliding panels, clear marking and easy cable management.

The fibre optic panels also have a highly developed protection against dust. And the best of it all, the panels are also available pre-equipped, to make your ordering and installation as simple as possible. Of course power panels are also part of our offer.



P111548

### Quick Fix


Just press the button and the panel smoothly slides out. Other Quick Fix secrets are the guiding fingers and the pre-mounted screws. The integrated label holder gives the panel a unique identity.



P1110643

### Homogeneous design

Actassi is not only a high quality system, it also looks good! The appearance is really professional since we have kept the same aesthetics for the whole range.



P1110642

### Future proof

All Actassi products are part of our modular offer for creating a professional IT and network environment. The robust design, construction and high-quality materials are other long-lasting guarantees. That's why the Actassi products are future proof.



P1110644

### Good overview


The transparent front lids and the top cover protect the patchcords and fibres, and give a clear visibility of the inside.

# Actassi data panels

The data panels contain a front configuration for 24 RJ45 connectors. All panels have the smart Quick Fix function. They are also available pre-equipped with connectors, shutters, label holders and a rear cable organizer. We try to make your life as easy as possible.




The data panel is available pre-equipped with the innovative S-One connectors.




## Sliding helps installation

Maintenance and extensions are smoothly performed with the help of the Quick Fix sliding function.



## Actassi S-One

The connectors are a one-piece design for very fast and reliable wiring. Actassi S-One exceeds component hardware certification for standards like ISO/IEC 11801 Ed3.0 for Cat 6<sub>A</sub>, ensuring optimized network performance.




## Cable management

Apart from the systems with colour codes, labels and numbers, the technical setup at the rear of the panel is designed to enhance order. Cables of various diameters are easily mounted and kept in place in specified slots.




## Rear position numbers

Keeping track of each RJ45 could sometimes be very hard. Actassi is changing all of that! The cable numbers at the rear correspond to those at the front, simplifying installation and maintenance from both sides of the rack.



## Automatic earthing

An automatic earthing for FTP/STP versions is integrated in the panel.



## Clear front marking

Each panel plate has an openable label holder. Print your own labels or use the included versions with pre-printed port numbers. Each shutter can also be colour coded for quick identification in both open and closed positions.



# Actassi flat high-density panels

1

The new Actassi 19" flat data panel with connectors placed at an angle gives a new dimension to high density – the panels can be mounted directly on top of each other, with no need of intermediate guiding panels. They are available empty without connectors or equipped with Cat 6<sub>A</sub> STP connectors.



P135366

### Quick Fix function

The panels are equipped with a Quick Fix function for a fast installation.



P135754

The flat data panel contains a configuration for 24 RJ45 connectors with a clear marking both at the front and at the rear. The panels are easy to install thanks to the front access and the Quick Fix function. Use the vertical side rings for vertical management of the patch cords. Other features are the removable cable manager at the rear, the panel identification label and the hinged central label holder.



P135032



P135753



P135365

### Vertical side rings

Vertical side rings and connectors at an angle give a true high density installation. The overhead patching frame saves space in the enclosure below.



P135364

### Connectors at an angle

Connectors placed at an angle combined with front access simplify installation work.



P135365

### Clear front marking

Large identification labels for easy readability from ground level.




P135366

### Cable management



The cable manager can be folded or removed. Hooks for cable ties for extra safety.

# Actassi fibre optic panels


A simple all-in-one concept, pre-equipped with for example Quick Fix function, coiling wheels and cable glands. It has a capacity of 24 fibres and has transparent lids for protection and a clear visibility of the inside. Can hold up to 4 cover plates, and since it is delivered with 3 blank plates, the choice is open for the fourth to be used according to your needs. The cover plates are available in empty and pre-equipped versions with adapters.




To match your fibre optic panel we have developed a range of pre-equipped cover-plates. It's a time-saving, safer and smarter way to work with your installations.



**Coiling wheels**  
The panel contains wheels to keep the fibres in place and to avoid tension on the connectors. This will also give a correct bending radius and more space for excess lengths of the fibres.




**Excellent protection**  
The transparent covers give both protection and overview. The front covers can be opened for quick access and the top cover is easily removed.




**Clear marking**  
Since the marking is very clear, identifying the cable you are looking for will never be a problem.




**Integrated guiding panel**  
A patchcord guiding panel, with smoothly shaped edges to protect the cords, is integrated in the panel. So there is no need to add a separate guiding panel that would take another 1U space.



**Rear quick fixation**  
A quick-fixation system is provided for the cables at the rear. Use the provided 16 mm glands for cables. If a 21 mm gland (not provided) is needed, just remove the rear plastic support and fix the gland directly in the cable entry. Quick and easy!



**Sliding function**  
The panel can be slid or completely removed for a more convenient working position.

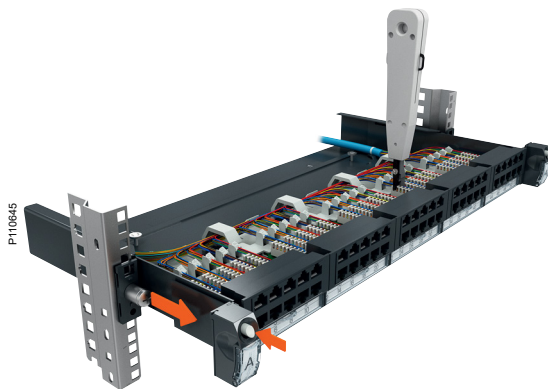





# Actassi telecom panels


1

The smart and high capacity 19" telecom patch panel provides up to 50 connections. Very easy fixation of the panel thanks to the Quick Fix function with guiding fingers and pre-mounted screws. The label holders are easily opened without using any tool.




## Exceptional robustness

The sliding function does not deteriorate the stability. As a proof you can use the punch down tool for LSA contacts with the panel in a sliding-out position. You don't need to remove it from the rack first!



## Punch down tool

This is the punch down tool for LSA contacts, to be used for telecom cable connections.



## Cable identification

No need trying to figure out which cable goes where. The cable identification is very clear on the clever fixing guides.



## Safe and easy earthing

The panel has two earthing connection points for both shielded cables and for the rack, easily accessible at the rear.



## Clear marking

The telecom panel comes with pre-printed labels and openable label holders.


# Power panels and accessories

The Actassi system also includes a range of power panels and smart accessories for improved cable management. The power panels are available in several versions, for example with a protected light switch and overvoltage protection. The innovative patchcords guiding panel is equipped with four openable rings, managing up to 48 cords.



### Power panel

With Quick Fix function and 3 m of power cord. Several versions, for example with protected circuit breaker/earth leakage.



### Brush and blank panel

Brush guiding panel. Blank panel instead of an empty gap in the rack.



### Guiding panels for patch cords

The 1U panel manages 24 cords, and 2U panel 48 cords. Easily opened but still safe, since a clever device prevents cords from falling out. Also possible to pull out only one cord if needed.




### Side rings for rack 800x800

Rings for vertical management of up to 48 patch cords, attached to each side of the guiding panel (or any panel with Quick Fix). Available for 1U and 2U.



### Vertical rings for rack 600x600

For the 600x600 racks, use the smaller tie up devices to keep your installations in neat order.







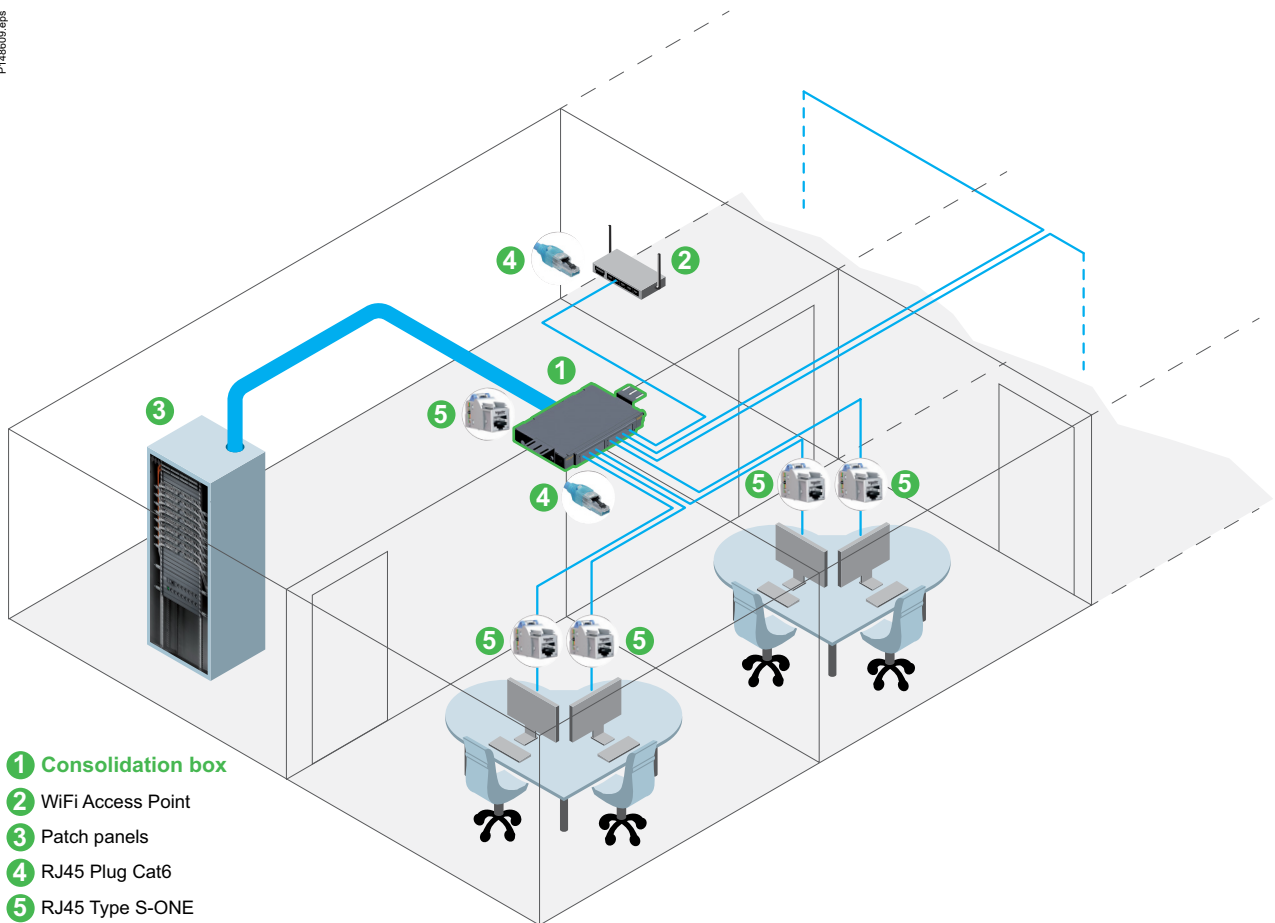
# Actassi consolidation box

Cabling infrastructure installations are requested to be more flexible in order to:

Support quick reorganization of the building usage.

Simplify the deployment of new devices and applications that becomes progressively IP based.

P148600\_aps



Actassi consolidation point is this new node of cabling infrastructure. It has been developed to ease the installation either in ceiling or in technical floor with same components. It is equipped with shutter, label and label holder to be managed inside the whole installation as the other elements.

Standards have defined new topologies for distributed services in building in which the consolidation point becomes a central node and it makes the network more scalable.




Installation in cabling infrastructure are now requested to be very flexible. It must be able to support quick reorganization of the building usage and able to simplify the deployment of new devices and applications that are now IP based. Wireless access points, IP cameras, building automation control devices are now directly connected using plug terminated links. These links are connected to a consolidation point. That's why we propose a new set of consolidation box in Actassi range.



**Cable management**  
The inside of the box is designed to enhance order. Cables of various diameters can easily be mounted and fixed on specific features.


1950301\_S1\_USO-35.eps



**IP protection**  
Brush are installed on all cables entrances to protect the inside from dust.




**Cover**  
Cover is removable and can rotate. It allows an easy installation of RJ45 connected with cable inside the box.



**Automatic earthing**  
An automatic earthing for FTP/STP versions is integrated in the consolidation box.



**Clear front marking**  
Each consolidation box plate has an openable label holder. Print your own labels or use the included versions with pre-printed port numbers. Each shutter can also be colour coded for quick identification in both open and closed position.





# Actassi Copper solution

<b>Connectors</b> .....	<b>32</b>
S-One .....	36
S-One DPM .....	42
S-110 .....	48
<b>Cables</b> .....	<b>54</b>
EMEAS .....	62
APAC .....	70
Accessories .....	75
<b>Pre-terminated solution CL-MLink</b> .....	<b>76</b>
EMEAS .....	76
APAC .....	82
<b>CP-Link and patch cords</b> .....	<b>84</b>
CP-Link .....	84
Patch cords .....	85
<b>Panels</b> .....	<b>88</b>
S-One .....	92
S-One DPM .....	94
S-110 .....	95
Telecom .....	98
<b>HD panels</b> .....	<b>99</b>
S-One .....	99
S-One DPM .....	100
S-110 .....	101
<b>Cable management and accessories</b> .....	<b>102</b>
S-One, S-One DPM and S-110 .....	102
<b>Power panels</b> .....	<b>104</b>
<b>Consolidation box</b> .....	<b>106</b>
<b>110 System &amp; Voice distribution</b> .....	<b>107</b>
APAC .....	107

# Actassi S-One RJ45 connectors




## Actassi S-One with one-piece design for faster and safer installations

Without any loose parts the Actassi S-One connector is more compact, easier to handle and up to 50 % faster to connect. The connector is delivered open, ready to connect. It has an automatic 360° cable earthing, a simple locking termination and a very smart locking function. The robust one-piece design is suitable for all applications, and in the Actassi S-One range you'll find both unshielded and shielded connectors of all categories.



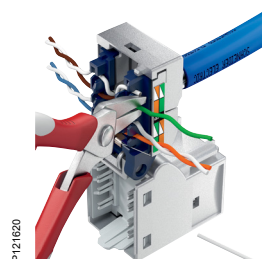
### PoE++

The Actassi S-One connector is now certified and fully compliant with the PoE++ standards by Force Technology (Delta), allowing transport of up to 100 W in the data cable.




Ready...

S-One is delivered open. Just insert the cable in the central U-shaped entry.



Steady...

Close the smart bridge – it will automatically lock the cable and provide 360° earthing.



Done.


Shut the connector. A “click” confirms that it's locked into its firm and reliable position.




# Actassi S-One benefits

## U-shaped cable entry with a smart bridle

Despite being compact in size, the connector has enough space inside for your work. All functions are designed to ease your installation.




Smart bridle with elastomer insert for cable locking reduces risk of damaging cables. U-shaped cable entry. Easy access for all cables.



Central cable entry for optimized performance.

## Safe and automatic 360° earthing

Actassi S-One easily provides automatic earthing without any tools.




Automatic 360° earthing with spring-loaded locking and earthing bridle.



Integrated earth-drain contact provides double earthing.

## Protected IDC


With Actassi S-One it's nearly impossible to damage cables or fingers, since the IDC is concealed in a cavity.



Insulated plastic IDC housing eliminates short-circuit between conductors and metal body.

## Ergonomic design

Installing shouldn't be painful! So in the Actassi S-One range it isn't.



Bridle with elastomer insert (unshielded) for convenient locking and soft touch.

Smooth design with rounded edges.

Touch-friendly materials.

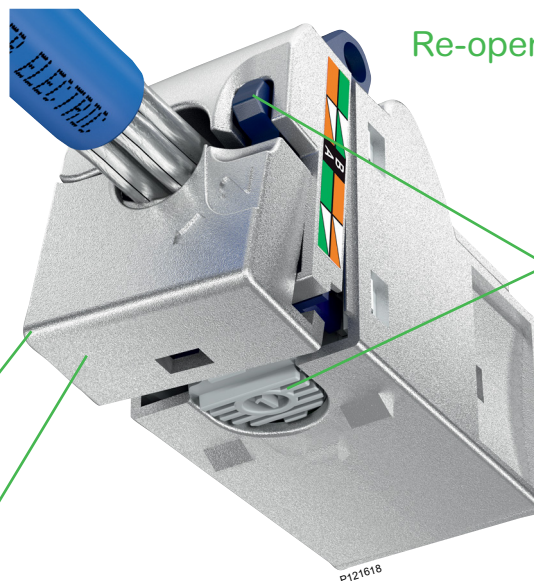
## Re-open in two clicks

You can hear the Actassi S-One opening and closing.

Quick-release buttons for tool-less re-opening.

Reduced risk of damaging connections.

Re-close with a simple click-click.



# Actassi S-One is colour-coded

The Actassi S-One wire organizers are colour-coded to make performance identification safer and easier. Both unshielded and shielded connectors are coded according to the same system. Green for Cat 5e, light blue for Cat 6 and dark blue for Cat 6A.

## Practical eco-box

- Box of 12 connectors.
- Connectors delivered open, ready to connect.
- Cardboard package for easy recycling.

Integrated hook  
for the 19" rack.



## Unshielded

The unshielded Actassi S-One connectors have a smooth feel. The design promotes safety and comfort by its finely contoured shape, edges and elastomer insert.

## Shielded

The shielded Actassi S-One connectors have two very time saving and safe features. It's the spring-loaded bridle for locking and automatic 360° earthing, and the integrated earth drain contact, which provides efficient double earthing.



## Full compliance with ISO/IEC 11801 Ed3.0


To get your complete network installation classified you need to work with classified components. That's why you should choose our solutions. We provide seamless end-to-end connectivity through safe, speedy and reliable network installations. We are constantly adjusting and updating our portfolio, and at the same time making sure that they are fully compatible with older and future solutions.




Cat 5e

Cat 6

Cat 6<sub>A</sub>



2



P1478137, P148138

Every part in our Actassi range is certified to deliver what we claim they will. The Actassi S-One components are produced in Europe and fully compliant with ISO/IEC 11801 Ed3.0 for Cat 6<sub>A</sub>, so you can always count on an outstanding performance and reliability.



More data available on the web.  
Scan and discover.

<http://go2se.com/web/quest/landing/services/ref=VDIB1772XU12/sn=0?redirect=false>

For scanning, download the free Unitag app on [unitag.io/app](http://unitag.io/app)

- Performance categories: Cat 5e, 6 and 6<sub>A</sub>, unshielded and shielded
- Material: unshielded in ABS plastic, shielded in zamak
- Size: height 28 mm, width 18 mm, depth 35 mm
- Applicable standards:
  - ISO/IEC 11801 Ed3.0, class EA permanent link and channel
  - IEC 60603-7-51 Cat 6<sub>A</sub> connecting hardware
  - ANSI/TIA-568-C.2 Cat 6<sub>A</sub> connecting hardware
  - PoE++ (100 W) IEC 60512-099-002
- One-piece design and U-shaped cable entry
- Tool-less IDC termination
- Earthing (shielded): metallic, 360° self-adjusting, plus drain wire contact
- Operational temperature range: -40°C to + 70°C.
- Plugs compliant with IEC 60603-7 series to use (RJ45)

### S-One C5e – Cat 5e

Description	Qty/pack	Ref. No
RJ45 Connector Cat 5e unshielded	1	VDIB17725U01
	12	VDIB17725U12
	96	VDIB17725U96
RJ45 Connector Cat 5e shielded	1	VDIB17725B01
	12	VDIB17725B12
	96	VDIB17725B96

### S-One C6 – Cat 6

Description	Qty/pack	Ref. No
RJ45 Connector Cat 6 unshielded	1	VDIB17726U01
	12	VDIB17726U12
	96	VDIB17726U96
RJ45 Connector Cat 6 shielded	1	VDIB17726B01
	12	VDIB17726B12
	96	VDIB17726B96

### S-One C6<sub>A</sub> – Cat 6<sub>A</sub>

Description	Qty/pack	Ref. No
RJ45 Connector Cat 6 <sub>A</sub> unshielded	12	VDIB1772XU12
	96	VDIB1772XU96
RJ45 Connector Cat 6 <sub>A</sub> shielded	1	VDIB1772XB01
	12	VDIB1772XB12
	96	VDIB1772XB96





P121213



#### Tool kit

##### Description

Provide all the mandatory tools to install the system.

- 1 cable stripper
- 1 connecting tool
- 1 flat screw driver for gain adjustment
- 1 Phillips screw driver for fixing
- 1 key for F connector
- 1 cutting clamp

Type	EAN code	Ref. No
Tool kit	3606480186110	VDIR580020



# Actassi S-One DPM RJ45 connectors




## Actassi S-One DPM with one-piece design for faster and safer installations

Without any loose parts the Actassi S-One DPM connector is more compact, easier to handle and ensures great performance by making each connection 100 % reliable. The connector is delivered open, ready to connect. It has an automatic 360° cable earthing, a simple locking termination and a very smart locking function. The robust one-piece design is suitable for all applications, and in the Actassi S-One DPM range you'll find both unshielded and shielded connectors of all categories.



P130068


**PoE++**  
The Actassi S-One DPM connector is now certified and fully compliant with the PoE++ standards by Force Technology (Delta), allowing transport of up to 100 W in the data cable.



P124019

Ready...

S-One DPM is delivered open. Just insert the cable in the central U-shaped entry.



P124025

Steady...

Close the smart bridge – it will automatically lock the cable and provide 360° earthing.



P124673

Done.



Shut the connector. A “click” confirms that it's locked into its firm and reliable position.



# Actassi S-One DPM benefits


## U-shaped cable entry with a smart bridle

Despite being compact in size, the connector has enough space inside for your work. All functions are designed to ease your installation.



Smart bridle with elastomer insert for cable locking reduces risk of damaging cables.

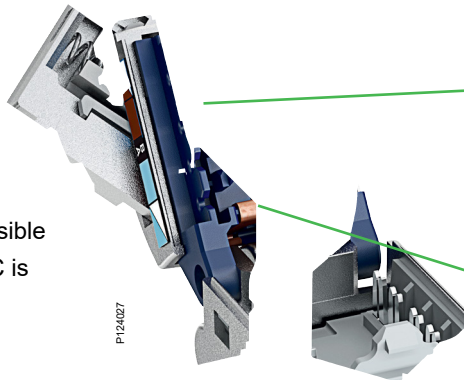
U-shaped cable entry. Easy access for all cables.



Central cable entry for optimized performance.

## Safe and automatic 360° earthing

Actassi S-One DPM easily provides automatic earthing without any tools.




Automatic 360° earthing with spring-loaded locking and earthing bridle.



Integrated earth-drain contact provides double earthing.

## Protected IDC


With Actassi S-One DPM it's nearly impossible to damage cables or fingers, since the IDC is concealed in a cavity.



Insulated plastic IDC housing eliminates short-circuit between conductors and metal body.

## Ergonomic design

Installing shouldn't be painful! So in the Actassi S-One DPM range it isn't.



Bridle with elastomer insert (unshielded) for convenient locking and soft touch.

Smooth design with rounded edges.

Touch-friendly materials.


## Re-open in two clicks

You can hear the Actassi S-One DPM opening and closing.

Quick-release buttons for tool-less re-opening.

Reduced risk of damaging connections.

Re-close with a simple click-click.



# Actassi S-One DPM is colour-coded

The Actassi S-One DPM wire organizers are colour-coded to make performance identification safer and easier. Both unshielded and shielded connectors are coded according to the same system. Green for Cat 5e, light blue for Cat 6 and dark blue for Cat 6A.

## Practical eco-box

- Box of 12 connectors.
- Connectors delivered open, ready to connect.
- Cardboard package for easy recycling.

Integrated hook for the 19" rack.



## Unshielded

The unshielded Actassi S-One DPM connectors have a smooth feel. The design promotes safety and comfort by its finely contoured shape, edges and elastomer insert.

## Shielded

The shielded Actassi S-One DPM connectors have two very time saving and safe features. It's the spring-loaded bridle for locking and automatic 360° earthing, and the integrated earth drain contact, which provides efficient double earthing.



## Full compliance with ISO/IEC 11801 Ed3.0


To get your complete network installation classified you need to work with classified components. That's why you should choose our solutions. We provide seamless end-to-end connectivity through safe, speedy and reliable network installations. We are constantly adjusting and updating our portfolio, and at the same time making sure that they are fully compatible with older and future solutions.



Cat 5e

Cat 6

Cat 6<sub>A</sub>



2



P1478137, P148138

Every part in our Actassi range is certified to deliver what we claim they will. The Actassi S-One DPM components are produced in Europe and fully compliant with ISO/IEC 11801 Ed3.0, so you can always count on an outstanding performance and reliability.



More data available on the web.  
Scan and discover.

<http://go2se.com/web/guest/landing/services/ref=VDIB1772XU12/sn=0?redirect=false>

For scanning, download the free Unitag app on [unitag.io/app](http://unitag.io/app)

- Performance categories: Cat 5e, 6 and 6<sub>A</sub>, unshielded and shielded
- Material: unshielded in ABS plastic, shielded in zamak
- Size: height 28 mm, width 18 mm, depth 35 mm
- Applicable standards:
  - ISO/IEC 11801 Ed3.0, class EA permanent link and channel
  - IEC 60603-7-51 Cat 6<sub>A</sub> connecting hardware
  - ANSI/TIA-568-C.2 Cat 6<sub>A</sub> connecting hardware
  - PoE++ (100 W) IEC 60512-099-002
- One-piece design and U-shaped cable entry
- Tool-less IDC termination
- Earthing (shielded): metallic, 360° self-adjusting, plus drain wire contact
- Operational temperature range: -40°C to + 70°C.

### S-One DPM C5e – Cat 5e

Description	Qty/pack	Ref. No
RJ45 Connector Cat 5e unshielded DPM	1	VDIB17715U01
	12	VDIB17715U12
	96	VDIB17715U96
RJ45 Connector Cat 5e shielded DPM	1	VDIB17715B01
	12	VDIB17715B12
	96	VDIB17715B96

### S-One DPM C6 – Cat 6

Description	Qty/pack	Ref. No
RJ45 Connector Cat 6 unshielded DPM	1	VDIB17716U01
	12	VDIB17716U12
	96	VDIB17716U96
RJ45 Connector Cat 6 shielded DPM	1	VDIB17716B01
	12	VDIB17716B12
	96	VDIB17716B96

### S-One DPM C6<sub>A</sub> – Cat 6<sub>A</sub>

Description	Qty/pack	Ref. No
RJ45 Connector Cat 6 <sub>A</sub> unshielded DPM	1	VDIB1771XU01
	12	VDIB1771XU12
	96	VDIB1771XU96
RJ45 Connector Cat 6 <sub>A</sub> shielded DPM	1	VDIB1771XB01
	12	VDIB1771XB12
	96	VDIB1771XB96








# Actassi S-110 RJ45 connectors

P148031.ctps



## Actassi S-110 high-quality ranges

Actassi S-110 is the high-quality range of RJ45 punch-down connectors with Keystone footprint. The connectors are unshielded, based on 110 termination technology and can be connected with Actassi Quick Termination Tool or Actassi punch-down tool. Actassi S-110 range provides full compliance to the latest international standards ISO/IEC 11801 Ed3.0 and ANSI/TIA-568-C.2. It is also compliant to PoE++ (PoE 100W) IEC 60512-99-002 and is supported by 3rd party laboratory certification.



# Actassi S-110 RJ45 benefits

Actassi S-110 is the high-quality range of RJ45 punch-down connectors with Keystone footprint. The connectors are unshielded, based on 110 termination technology and can be connected with Actassi Quick Termination Tool or Actassi punch-down tool. Actassi S-110 range provides full compliance to the latest international standards ISO/IEC 11801 Ed3.0 and ANSI/TIA-568-C.2 and is supported by FORCE Technology (Delta) certification.

## U-shaped cable entry

Customer is able to do termination with cable entrance by lateral or axial access

## Easy termination

Same wire map for Cat 5e + Cat 6 + Cat 6<sub>A</sub> = less risk to make wire connection errors

## Keystone footprint

RJ45 jack is able to be integrated in Actassi faceplates and 19" patch panels

## Wires retention

Wires are maintained in the rear part of RJ45 during termination

## Transparent IDC cap

Clear and transparent IDC cap for faster visual inspection of wires after termination

## Easy identification of applications


Available in several colours for easy and quick circuit/network identification and management in patch panels

## Visible category

With 3 different markings it's easy to know the category just by looking the front of the connector (5e = Cat 5e, 6 = Cat 6, 6A = Cat 6<sub>A</sub>)

## Integrated automatic shutter

Patented automatic shutter to protect the RJ45 jack from dust and accidental insertion. Customer doesn't need to buy and install additional part to protect the RJ45 jack in 19" patch panel or in Wiring device faceplates



# Fixed panels – empty and equipped with the S-110 connectors

The Actassi S-110 product range offers 2 Actassi panels where S-110 RJ45 connectors can be fitted. The panels have a Quick Fix function on both sides and they are equipped with 4 label holders and a metal tray cable manager.

You can choose empty panel or equipped panel (delivered with S-110 Cat 5e unshielded or S-110 Cat 6 unshielded connectors, see page 95).



Empty fixed panel for S-110 connectors (for all categories **except Cat 6<sub>A</sub> unshielded**)



Equipped fixed panel with S-110 connectors (delivered with S-110 **Cat 5e unshielded** or **S-110 Cat 6 unshielded** connectors)

For the specific need of Cat 6<sub>A</sub> unshielded system, a panel is available with an offset design to fit with specific requirements of S-110 Cat 6<sub>A</sub> unshielded connectors.

This panel is equipped with S-110 Cat 6<sub>A</sub> unshielded connectors (black colour, without shutters, see page 97).



Equipped fixed panel for S-110 connectors (delivered with S-110 **Cat 6<sub>A</sub> unshielded** connectors)

# Actassi S-110

## Industrial design

Our product design allows you to recognize the Schneider brand through the RJ45 jack aesthetic: logo, design and color. It's easy to associate it to Schneider Electric products and other ranges and is a proof of our willingness to provide you a full consistency in our offers.

## Practical eco-box

- Box of 24 connectors.
- Connectors delivered in individual, Plastic bag
- Cardboard package for easy recycling.



## Full compliance with ISO/IEC 11801 Ed3.0

To get your complete network installation classified you need to work with classified components.

That's why you should choose our solutions. We provide seamless end-to-end connectivity through safe, speedy and reliable network installations. We are constantly adjusting and updating our portfolio, and at the same time making sure that they are fully compatible with older and future solutions.



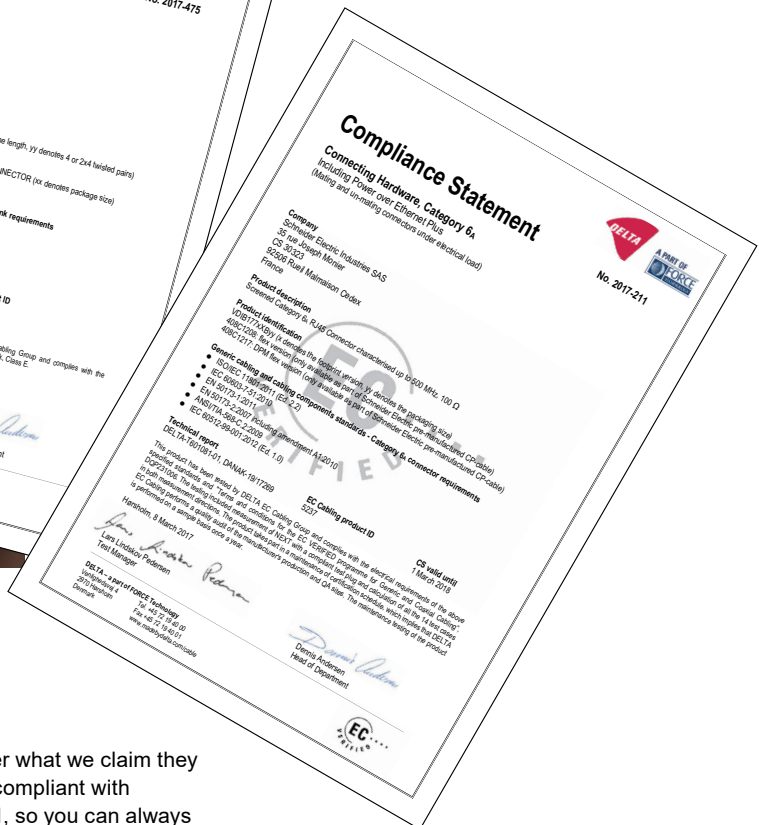
# Cat 5e

# Cat 6

# Cat 6<sub>A</sub>



2



Every part in our Actassi range is certified to deliver what we claim they will. The Actassi S-110 UTP components are fully compliant with ISO/IEC 11801 Ed3.0 and also ISO 60512-099-001, so you can always count on an outstanding performance and reliability.

# Connectors

## S-110

### Category 5e unshielded



More data available on the web. Scan and discover.

[www.schneider-electric.com/qr-actassi\\_s110\\_rj45\\_connector](http://www.schneider-electric.com/qr-actassi_s110_rj45_connector)

For scanning, download the free Unitag app on [unitag.io/app](http://unitag.io/app)

- Performance category: Cat 5e unshielded
- Material: PC-ABS plastic for UTP.
- Size: height 22 mm, width 16 mm, length 36 mm
- Applicable standards:
  - ISO/IEC 11801 Ed3.0
  - ANSI/TIA-568-C.2
  - IEC 60603-7-2 Cat 5e connecting hardware
- Keystone footprint
- Punch-down IDC termination
- Operational temperature range: -10°C to 60°C
- Can be terminated with Actassi punch down tool and with Actassi quick termination tool
- Delivered in individual bags with cabling instructions.

#### S-110 Keystone unshielded Cat 5e

Description	Qty/pack	Ref. No
<b>Without shutter</b>		
Connector RJ45 keystone unshielded, black	1	VDIB17365UBK
Connector RJ45 keystone unshielded, white	1	VDIB17365UWE



#### S-110 30 M unshielded Cat 5e

Description	Qty/pack	Ref. No
<b>With shutter</b>		
Connector RJ45, 30 M unshielded shutter white	1	VDIB17335UWE



#### S-110 40 M unshielded Cat 5e

Description	Qty/pack	Ref. No
<b>With shutter</b>		
Connector RJ45, 40 M unshielded shutter translucent	1	VDIB17395UTN





# Connectors

## S-110

### Category 6 unshielded



More data available on the web. Scan and discover.

[www.schneider-electric.com/qr-actassi\\_s110\\_rj45\\_connector](http://www.schneider-electric.com/qr-actassi_s110_rj45_connector)

For scanning, download the free Unitag app on [unitag.io/app](http://unitag.io/app)

- Performance categories: Cat 6, unshielded
- Component certified by 3<sup>rd</sup> party laboratory
- Material: ABS plastic
- Size: height 22 mm, width 16 mm, length 36 mm
- Applicable standards:
  - ISO/IEC 11801 Ed3.0
  - ANSI/TIA-568-C.2
  - IEC 60603-7-4 Cat 6 connecting hardware
  - PoE++ (100 W) IEC 60512-099-002
- Keystone footprint
- Punch-down IDC termination tool
- Patented shutter
- Available in various colours
- Operational temperature range: -10°C to 60°C
- Individual bag with cabling instructions
- Can be terminated with Actassi punch down tool and with Actassi quick termination tool.



### S-110 Keystone unshielded Cat 6

Description	Qty/pack	Ref. No
<b>Without shutter</b>		
Connector RJ45, keystone unshielded black	1	VDIB17366UBK
Connector RJ45, keystone unshielded blue	1	VDIB17366UBU
Connector RJ45, keystone unshielded green	1	VDIB17366UGR
Connector RJ45, keystone unshielded red	1	VDIB17366URD
Connector RJ45, keystone unshielded soft grey	1	VDIB17366USG
Connector RJ45, keystone unshielded white	1	VDIB17366UWE
Connector RJ45, keystone unshielded yellow	1	VDIB17366UYL
Connector RJ45, keystone unshielded orange	1	VDIB17366UOR

<b>With shutter</b>		
Connector RJ45, keystone unshielded shutter black	1	VDIB17346UBK
Connector RJ45, keystone unshielded shutter blue	1	VDIB17346UBU
Connector RJ45, keystone unshielded shutter green	1	VDIB17346UGR
Connector RJ45, keystone unshielded shutter red	1	VDIB17346URD
Connector RJ45, keystone unshielded shutter soft grey	1	VDIB17346USG
Connector RJ45, keystone unshielded shutter white	1	VDIB17346UWE
Connector RJ45, keystone unshielded shutter yellow	1	VDIB17346UYL

### S-110 40 M Unshielded Cat 6

Description	Qty/pack	Ref. No
<b>Without shutter</b>		
Connector RJ45 40 M, unshielded translucent	1	VDIB17386UTN
<b>With shutter</b>		
Connector RJ45 40 M, unshielded shutter translucent	1	VDIB17396UTN

### S-110 Keystone unshielded Cat 6 angle

Description	Qty/pack	Ref. No
<b>Without shutter</b>		
Connector RJ45, keystone unshielded white, angled	1	ACTRJSMA6NSUWE



# Connectors

## S-110

### Category 6A unshielded



More data available on the web. Scan and discover.

[www.schneider-electric.com/qr-actassi\\_s110\\_rj45\\_connector](http://www.schneider-electric.com/qr-actassi_s110_rj45_connector)

For scanning, download the free Unitag app on [unitag.io/app](http://unitag.io/app)

- Performance categories: Cat 6<sub>A</sub>, unshielded
- Component certified by 3<sup>rd</sup> party laboratory
- Material: ABS plastic
- Size: height 22 mm, width 16 mm, length 36 mm
- Applicable standards:
  - ISO/IEC 11801 Ed3.0
  - ANSI/TIA-568-C.2
  - IEC 60603-7-4-1 Cat 6<sub>A</sub> connecting hardware
  - PoE++ (100 W) IEC 60512-099-002
- Keystone footprint
- Punch-down IDC termination tool
- Patented shutter
- Available in various colours
- Operational temperature range: -10°C to 60°C
- Individual bag with cabling instructions
- Can be terminated with Actassi punch down tool and with Actassi quick termination tool.



#### S-110 Keystone unshielded Cat 6<sub>A</sub>

Description	Qty/pack	Ref. No
<b>Without shutter</b>		
Connector RJ45, keystone unshielded black	1	VDIB1736XUBK
Connector RJ45, keystone unshielded blue	1	VDIB1736XUBU
Connector RJ45, keystone unshielded green	1	VDIB1736XUGR
Connector RJ45, keystone unshielded red	1	VDIB1736XURD
Connector RJ45, keystone unshielded soft grey	1	VDIB1736XUSG
Connector RJ45, keystone unshielded white	1	VDIB1736XUWE
Connector RJ45, keystone unshielded yellow	1	VDIB1736XUYL

<b>With shutter</b>		
Connector RJ45, keystone unshielded shutter black	1	VDIB1734XUBK
Connector RJ45, keystone unshielded shutter blue	1	VDIB1734XUBU
Connector RJ45, keystone unshielded shutter green	1	VDIB1734XUGR
Connector RJ45, keystone unshielded shutter red	1	VDIB1734XURD
Connector RJ45, keystone unshielded shutter soft grey	1	VDIB1734XUSG
Connector RJ45, keystone unshielded shutter white	1	VDIB1734XUWE
Connector RJ45, keystone unshielded shutter yellow	1	VDIB1734XUYL

#### S-110 40 M Unshielded Cat 6<sub>A</sub>

Description	Qty/pack	Ref. No
<b>Without shutter</b>		
Connector RJ45 40 M, unshielded translucent	1	VDIB1738XUTN



# Connectors


## S-110

Category 5e, Category 6 unshielded

- Material: PC-ABS plastic for UTP
- Size: height 22 mm, width 16 mm, length 36 mm
- Applicable standards:
  - ISO/IEC 11801 Ed3.0
  - ANSI/TIA-568-C.2
  - IEC 60603-7-2 Cat5e connecting hardware
  - IEC 60603-7-4 Cat6 connecting hardware
- Compatible with 22-25 AWG
- Keystone footprint
- Punch-down IDC termination
- Operational temperature range: -10°C to 60°C
- Can be terminated with Actassi punch down tool and with Actassi quick termination tool
- Delivered in carton box of 24 RJ45.




### S-110 Keystone unshielded Cat 5e



Description	Qty/pack	Ref. No
<b>Without shutter</b>		
Connector RJ45 keystone unshielded, black	1	<b>VDIEB17265UBK</b>
Connector RJ45 keystone unshielded, white	1	<b>VDIEB17265UWE</b>

### S-110 Keystone unshielded Cat 6



Description	Qty/pack	Ref. No
<b>Without shutter</b>		
Connector RJ45 keystone unshielded, black	1	<b>VDIEB17266UBK</b>
Connector RJ45 keystone unshielded, white		<b>VDIEB17266UWE</b>



# Connectors


## S-110

Category 5e, Category 6, Category 6A,  
shielded

- Performance categories: Cat 5e, Cat 6 and Cat 6<sub>A</sub>, shielded
- Component certified by 3<sup>rd</sup> party laboratory
- Material: zamak
- Size: height 22 mm, width 16 mm, length 36 mm
- Applicable standards:
  - ISO/IEC 11801 Ed3.0
  - ANSI/TIA-568-C.2
  - IEC 60603-7-2 Cat 5e connecting hardware
  - IEC 60603-7-4 Cat 6 connecting hardware
  - IEC 60603-7-4-1 Cat 6<sub>A</sub> connecting hardware
  - POE+ (30 W) ISO 60512-099-001
- Keystone footprint
- Operational temperature range: -10°C to 60°C
- Individual bag with cabling instructions.

### S-110 Keystone shielded Cat 5e

Description	Qty/pack	Ref. No
<b>Without shutter</b>		
Connector RJ45 keystone shielded	1	ACTRJSM5ENSS
Connector RJ45 keystone shielded, patch panel version 1	1	ACTRJSM5ENSSP



### S-110 Keystone shielded Cat 6

Description	Qty/pack	Ref. No
<b>Without shutter</b>		
Connector RJ45, keystone shielded	1	ACTRJSM6NSS
Connector RJ45, keystone shielded, patch panel version	1	ACTRJSM6NSSP



### S-110 Keystone shielded Cat 6 angle

Description	Qty/pack	Ref. No
<b>Without shutter</b>		
Connector RJ45, keystone shielded, angled	1	ACTRJSM6ANSS



### S-110 Keystone shielded Cat 6<sub>A</sub>

Description	Qty/pack	Ref. No
<b>Without shutter</b>		
Connector RJ45, keystone shielded,	1	ACTRJSM6ANSS
Connector RJ45, keystone shielded, patch panel version 1	1	ACTRJSM6ANSSP



### S-110 Keystone shielded Cat 6<sub>A</sub> angle

Description	Qty/pack	Ref. No
<b>Without shutter</b>		
Connector RJ45, keystone shielded, angled	1	ACTRJSM6ANSS






[https://www.youtube.com/watch?v=3K7V\\_OJqAYE](https://www.youtube.com/watch?v=3K7V_OJqAYE)

For scanning, download the free Unitag app on [unitag.io/app](https://unitag.io/app)

#### Quick termination punchdown tool

(compatible with new unshielded S-110 Cat 5e, Cat 6 and Cat 6<sub>A</sub>)

- Fast and easy field installation tool with simple squeeze handle
- Handle lock design
- Replaceable cutting module design
- Save up termination time over 80 %
- Save up termination force needed to 70 %
- Termination of all wires at one single squeeze
- Ensure quality, stability and safety during termination
- Easy & handy carrying and storage.



Description	Qty/pack	Ref. No
Quick termination punchdown tool (modules VDIB2736CM included)	1	<b>VDIB2736</b>
Cut modules for punchdown tool (1 for Cat 6 and 1 for Cat 6 <sub>A</sub> )	1	<b>VDIB2736CM</b>


# Actassi copper cables

This page must be checked by each country. Should contain some regional offer.


## Three ranges that cover all needs



**CL-C offer**  
Standard copper LAN cables for your day-to-day installations, based on U/UTP and F/UTP cables, from category 5 to category 6<sub>A</sub>. The CL-C cables are reliable and well-known, with good performance.



**CL-MNC offer**  
High-end copper LAN cables for performances from category 6 to category 7<sub>A</sub> 1000 MHz. Exceeding international standards by 3 dB minimum on NEXT. Full FORCE Technology (Delta) certification for components.



**CL-MX offer**  
Exclusively designed LAN copper cables for category 6<sub>A</sub> with a patented single-foil metallic Xfiller, providing high performance and reliable shielded installations. Exceeding international standards by 20 dB on NEXT. Full FORCE Technology (Delta) certification for components.

## Actassi offer overview

Type of shielding	Performances				
	Cat 5	Cat 5e	Cat 6	Cat 6 <sub>A</sub>	Cat 7 <sub>A</sub>
U/UTP		CL-C*	CL-C* CL-MNC		
F/UTP	CL-C*	CL-C*	CL-C	CL-C CL-MNC	
SF/UTP			CL-C		
U/FTP			CL-MNC	CL-MNC	
F/FTP				CL-MNC CL-MX	CL-MNC
S/FTP					CL-MNC**

\* Available with PVC or D<sub>CA</sub> (LSZH) material.  
\*\* Available with D<sub>CA</sub> (LSZH) or C<sub>CA</sub> (LSFRZH) (D<sub>CA</sub> (LSZH) + improved Fire Resistance) material.

## Cable standardisation

X/X TP


- TP= Twisted Pair
- F= Foil screened, U=Unscreened
- F=Foil screened, S=Braid screened, SF=Braid & Foil screened, U=Unscreened



# Actassi copper cables

This page must be checked by each country. Should contain some regional offer.

## Some important advantages




### CL-C, CL-MNC, CL-MX conductivity

For the whole offer, the conducting side of the shield is turned outwards. Thus, there is no need to turn the shield inside out before applying the connector to have a good conductivity. You will gain time during installation, there will be no destruction of the shield and you will get very good shielding.



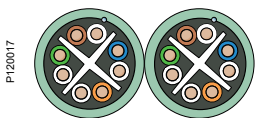
### CL-MNC crossfiller with optimized design and micro-blades

With an optimized design and specific micro-blades, you will have better performances in NEXT and ELFEXT, and a better resistance to the mechanical constraints.



### CL-MX patented metallic crossfiller

New and patented metallic crossfiller design of the CL-MX LAN copper cable, providing superior shielding, faster installations and increased efficiency.





### CL-C, CL-MNC, CL-MX dual cables

In order to facilitate cable laying, the majority of our cables are available in dual version. Only one operation to install two cables.

## Certificates

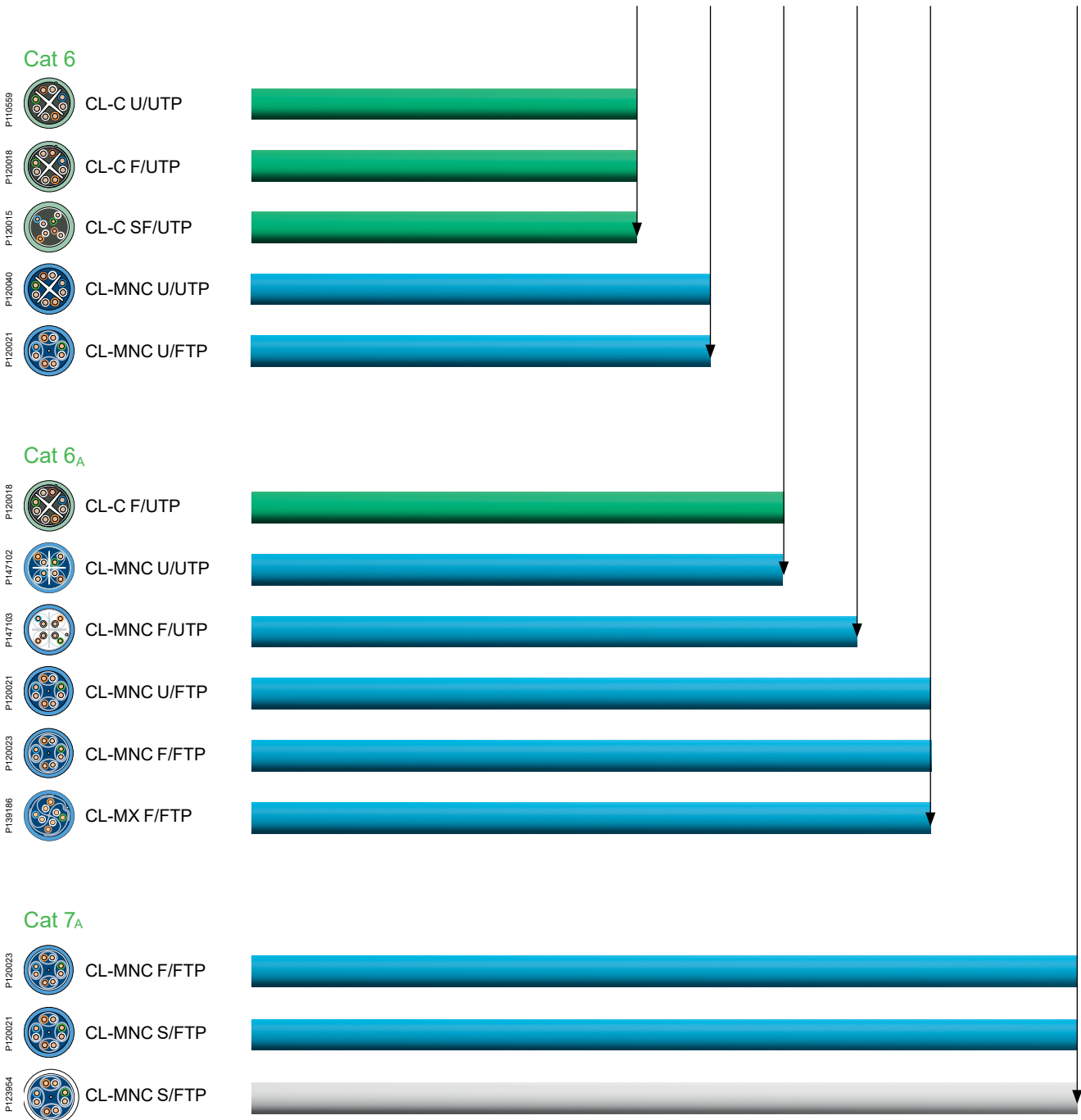
All LAN cables from Category 6 are certified at a component level by the independent third-party laboratory FORCE Technology (Delta). Certificates are regularly updated to be compliant to the latest and highest international standards.



This page must be checked by each country. Should contain some regional offer.

# Performances

Frequency (MHz)	250		500			1000
Attenuation (dB)*	33	33	45.3	45.5	45.3	61.9
NEXT (dB)*	39.3	42.3	34.8	37.8	54.8	60.4
ACR-F (dB)*	20	23	14	17	24	35.3
Propagation speed (%c)	66	66	70	70	82	78



\* Guaranteed characteristics given for 100 meters at maximum frequencies: 250 MHz for category 6, 500 MHz for category 6<sub>A</sub>, 1000 MHz for category 7<sub>A</sub>.





# New Construction Product Regulation CPR Euroclass

The purpose of this new regulation is to increase security for people and goods inside buildings.

All the communication cables as LAN copper cables or fibre optic permanently installed in buildings sold on the European countries after July 1st 2017 must comply to EN 50575 and new CPR. This new regulation defines a common methodology to evaluate fire performances and ensure the harmonisation of the law at EU level.

All cables will need to be tested, classified and CE marked per the new CPR mandate. Indication of Euroclass level will be mandatory on the packaging label, a declaration of performance is compulsory for each product, available on SE.com website.

Schneider Electric has a comprehensive range of cables available to support these requirements

## Euroclass classification



Current test

Flame spread

New requirements

- Flame spread
- Heat release
- Smoke production
- Flaming droplets
- Acidity

Euroclass  
is based on

# 5

tests

## Make the good choice...

Make your choice and advise customers according to:

- Material standard
- Typology of the building
- Typology of people inside the building
- Accessibility of the building
- Cost of the goods to be replaced (check the typology of the installation)

### Schneider Electric recommendations

- Promote only Cables and optic fibres **D<sub>CA</sub>** and **C<sub>CA</sub>**
- Promote **C<sub>CA</sub>** Euroclass when risk is high (hospital, high building...)






Each cable is certified by an accredited laboratory  
The certification is proof of performance.  
To know more about CPR : [link to standard](#)



Example



**F<sub>CA</sub> E<sub>CA</sub> D<sub>CA</sub> C<sub>CA</sub> B2<sub>CA</sub> B1<sub>CA</sub> A<sub>CA</sub>**  
LAN cable / Fibre optic

a Acidity	
a <sub>1</sub>	Conductivity < 2.5 micro S/mm and pH > 4.3
a <sub>2</sub>	Conductivity < 10 micro S/mm and pH > 4.3
a <sub>3</sub>	No performance determined

d Flaming droplets	
d <sub>0</sub>	No flaming droplets within 1200 s
d <sub>1</sub>	No flaming droplets within persisting longer than 10 s
d <sub>2</sub>	No performance determined

s Smoke	
s <sub>1</sub>	TSP1200 ≤ 50 m <sup>2</sup> and Peak SPR ≤ 0.25 m <sup>2</sup> /S s <sub>1a</sub> = s <sub>1</sub> and transmittance in accordance with EN 61034-2 ≥ 80 % s <sub>1b</sub> = s <sub>1</sub> and transmittance in accordance with EN 61034-2 ≥ 60 % < 80 %
s <sub>2</sub>	TSP1200 ≤ 400 m <sup>2</sup> and Peak SPR ≤ 1.5 m <sup>2</sup> /S
s <sub>3</sub>	No performance determined



CPR

5 tests for the new Euroclass ranking



Installer

Check cable conformity and provide the right document to security committee.



Distributor

Check conformity of product sold.



Specifier


Specify the right solution according to the local laws.

# Actassi CL-MX cables

## 3 times improved performance w 1 new metallic crossfiller

This page must be checked by each country. Should contain some regional offer.

The patented crossfiller brings 3x shielding and superior Electro Magnetic Compatibility (EMC). Thanks to the unique design, the EMC performance is the best in the market with performances exceeding the standard requirements of shielded cables with braid (S/FTP). The metallic crossfiller ensures an improved transfer impedance to fit requirements of sensitive areas where data transmission is critical. Best of all, Actassi CL-MX cables require less operations to be installed.

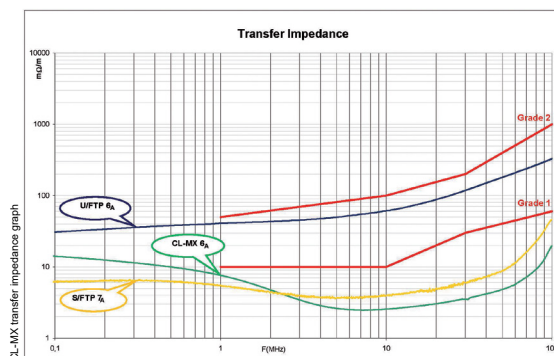


Superior headroom and bandwidth, exceeding international and local standards.


### Designed for improved EMC

High-speed transmission protocols beyond 10 Gbit/s highlight ANEXT sensitivity and noise immunity as key performance factors for efficient, secure and robust installations.

The single-foil structure of the metallic crossfiller acts like a triple screen protection around the copper twisted pairs. This specific design enhances EMC performances to reach grade 1 on the transfer impedance parameter, which is better than a shielded design with braid.







This page must be checked by each country. Should contain some regional offer.

### Better link performance

With Actassi CL-MX the installations are easy and safe. According to the international standards for shielded LAN cables, the use of CL-MX cables will require less installation operations:

- No separation distance to power cabling\*
- No ANEXT field testing

\*EN 50174-2 to be referred


### Improved safety in case of fire

Actassi CL-MX is available in two versions, the flame retardant D<sub>CA</sub> (LSZH) and the fire retardant C<sub>CA</sub> (LSFRZH). Both are halogen-free. In case of fire, the result of using CL-MX is the reduction of the emissions of opaque smoke and acid gases. Thus, it helps reducing damages to equipment and allows people to escape from the building more easily.



The fire properties are documented by standardized methods according to IEC 60332-1, IEC 60332-3C, IEC 60754-1 and IEC 60754-2.


### Less cutting with Actassi CL-MX



Use the cable stripper tool and cut the outer sheath. Cut the one single foil metallic crossfiller and remove it with a simple grip. Your CL-MX is ready to connect.

Instead of separate wrapped-in foil pairs (like in traditional F/FTP or F/UTP cables), the Actassi CL-MX new crossfiller is wrapped in one single foil. This means less cutting and improved quality of the cable preparation. No need to pay attention to cutting the foils at exactly the same level, or to the length of the F/UTP plastic cross.

### Why traditional F/FTP cables are 3 times slower to install



Prepare your tools. Use the cable stripper tool and cut the outer sheath. Cut the outer foil. Remove the foil. Separate all pairs and the drain wire. Cut and remove the foil of the first pair. Cut and remove the foil of the second pair. Cut and remove the foil of the third pair. Cut and remove the foil of the fourth pair.

**3x**  
Three times faster installation with Actassi CL-MX



# Cables

## EMEAS

### CL-C Copper LAN cables - Category 5e

#### CL-C Category 5e Copper LAN cables

##### CL-C Cat 5e U/UTP

###### Specifications

- 100 Ohms, 100 MHz, AWG24, 4 pairs or 2x4 twisted pairs without screen
  - Compatible with all PoE applications up to 4-pair PoE Type 4 (100 W maximum @ Power Source Equipment).
- For Type 4 PoE, bundle size shall be limited to 32 cables when installed in pathways under ventilated conditions and 10 cables in closed metal trays to ensure temperature rise below 15°C.

###### Performances

- Compliant to EN 50173-1, ISO/IEC 11801 Ed3.0, IEC 61156-5 Ed2 and TIA/EIA-568-C.2 standards.

NEXT	Guaranteed	Standard IEC
100 MHz	35.3 dB	≥ 35.3 dB

###### Use

- Network cabling systems for category 5 voice & data applications. Data rates transmission: Gigabit Ethernet, 10/100 BaseT.

Type	Weight	Diameter	Euroclass	Cond/Length	Ref. No
4 pair cable	30.9 kg/km	4.9 mm	D <sub>CA</sub>	305 m	VDICD115118
			D <sub>CA</sub>	500 m	VDICD115218
2x4 pair cable	63.5 kg/km	5.25x11.35 mm	D <sub>CA</sub>	500 m	VDICD115228

##### CL-C Cat 5e F/UTP

###### Specifications

- 100 Ohms, 100 MHz, AWG24, 4 pairs or 2x4 twisted pairs without screen
  - Compatible with all PoE applications up to 4-pair PoE Type 4 (100 W maximum @ Power Source Equipment).
- For Type 4 PoE, bundle size shall be limited to 56 cables when installed in pathways under ventilated conditions and 18 cables in closed metal trays to ensure temperature rise below 15°C.

###### Performances

- Compliant to EN 50173-1, ISO/IEC 11801 Ed3.0, IEC 61156-5 Ed2 standards.

NEXT	Guaranteed	Standard IEC
100 MHz	35.3 dB	≥ 35.3 dB

###### Use

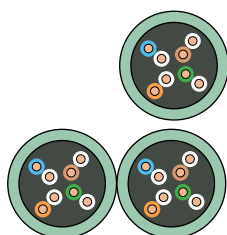
- Network cabling systems for category 5 voice & data applications. Data rates transmission: Gigabit Ethernet, 10/100 BaseT.

Type	Weight	Diameter	Euroclass	Cond/Length	Ref. No
4 pair cable	41.2 kg/km	6 mm	D <sub>CA</sub>	305 m	VDICD135118
			D <sub>CA</sub>	500 m	VDICD135218
2x4 pair cable	74.4 kg/km	6x11.8 mm	D <sub>CA</sub>	500 m	VDICD135228

P119659



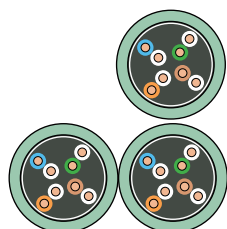
P120014, P120013



P119661



P120016, P120015





# Cables

## EMEAS

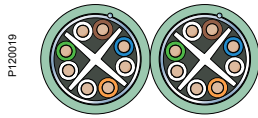
### CL-C Copper LAN cables - Category 6



P119687



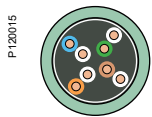
P120018



P120019



P119682



P120015

#### CL-C Category 6 Copper LAN cables

##### CL-C Cat 6 F/UTP

###### Specifications

- 100 Ohms, 250 MHz, AWG24, 4 pairs or 2x4 pairs with overall screen. Cross filler to organize the pairs.
  - Compatible with all PoE applications up to 4-pair PoE Type 4 (100 W maximum @ Power Source Equipment).
- For Type 4 PoE, bundle size shall be limited to 82 cables when installed in pathways under ventilated conditions and 29 cables in closed metal trays to ensure temperature rise below 15°C.

###### Performances

- Compliant to EN 50173-1, ISO/IEC 11801 Ed3.0, IEC 61156-5 Ed2 and EN 50288-5-1 standards.

NEXT	Guaranteed	Standard IEC
250 MHz	39.3 dB	> 39.3 dB

###### Use

- Network cabling systems for category 6 voice & data applications. Data rates transmission: Gigabit Ethernet, 10/100 BaseT.

Type	Weight	Diameter	Euroclass	Cond/Length	Ref. No
4 pair cable	49 kg/km	7.1 mm	D <sub>CA</sub>	500 m	VDICD136218
2x4 pair cable	98 kg/km	7.1x 14.4 mm	D <sub>CA</sub>	500 m	VDICD136228

##### CL-C Cat 6 SF/UTP

###### Specifications

- 100 Ohms, 250 MHz, AWG23, 4 pairs with overall screen and metallic braid
  - Compatible with all PoE applications up to 4-pair PoE Type 4 (100 W maximum @ Power Source Equipment).
- For Type 4 PoE, bundle size shall be limited to 91 cables when installed in pathways under ventilated conditions and 33 cables in closed metal trays to ensure temperature rise below 15°C.

###### Performances

- Compliant to EN 50173-1, ISO/IEC 11801 Ed3.0, IEC 61156-5 Ed2 and EN 50288-5-1 standards.

NEXT	Guaranteed	Standard IEC
250 MHz	39.3 dB	> 39.3 dB

###### Use

- Network cabling systems for category 6 voice & data applications. Data rates transmission: Gigabit Ethernet, 10/100 BaseT.

Type	Weight	Diameter	Euroclass	Cond/Length	Ref. No
4 pair cable	68.5 kg/km	7.6 mm	D <sub>CA</sub>	500 m	VDICD176218





# Cables

## EMEAS

### CL-C Copper LAN cables - Category 6A

#### CL-C Category 6<sub>A</sub> Copper LAN cables

##### CL-C Cat 6<sub>A</sub> F/UTP

##### Specifications

- 100 Ohms, 500 MHz, AWG 23, 4 pairs or 2x4 pairs with overall screen
- Cross filler to organize the pairs
- Compatible with all PoE applications up to 4-pair PoE Type 4 (100 W maximum @ Power Source Equipment).

For Type 4 PoE, bundle size shall be limited to 93 cables when installed in pathways under ventilated conditions and 34 cables in closed metal trays to ensure temperature rise below 15°C.

##### Performances

- Compliant to EN 50173-1, ISO/IEC 11801 Ed3.0, IEC 61156-5 Ed2 and EN 50288-10-1 standards.

NEXT	Guaranteed	Standard IEC
500 MHz	34.8 dB	> 34.8 dB

##### Use

- Network cabling systems for category 6<sub>A</sub> voice & data applications. High data rates transmission: 10 Gigabit Ethernet, Gigabit Ethernet, 10/100 BaseT.

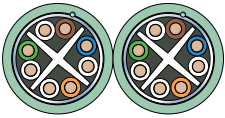
Type	Weight	Diameter	Euroclass	Cond/Length	Ref. No
4 pair cable	50 kg/km	7.5 mm	D <sub>CA</sub>	500 m	VDICD13X218
2x4 pair cable	102 kg/km	7.5x 15.2 mm	D <sub>CA</sub>	500 m	VDICD13X228



P119667



P120018



P120019



# Cables

## EMEAS

### CL-MNC Copper LAN cables - Category 6

#### CL-MNC Category 6 Copper LAN cables

##### CL-MNC Cat 6 U/FTP

#### Specifications

- 100 Ohms, 300 MHz, AWG23, 4 pairs or 2x4 pairs with individual screens
- Compatible with all PoE applications up to 4-pair PoE Type 4 (100 W maximum @ Power Source Equipment).

For Type 4 PoE, bundle size shall be limited to 89 cables when installed in pathways under ventilated conditions and 32 cables in closed metal trays to ensure temperature rise below 15°C.

#### Performances

- Compliant to EN 50173-1, ISO/IEC 11801 Ed3.0, IEC 61156-5 Ed2 and EN 50288-5-1 standards.

NEXT	Guaranteed	Standard IEC
250 MHz	42.3 dB	> 39.3 dB

#### Use

- Network cabling systems for category 6 voice & data applications. Data rates transmission: Gigabit Ethernet, 10/100 BaseT.

Type	Weight	Diameter	Euroclass	Cond/Length	Ref. No
4 pair cable	48 kg/km	7.1 mm	D <sub>CA</sub>	500 m	VDICD626218
2x4 pair cable	97 kg/km	7.1x 14.2 mm	D <sub>CA</sub>	500 m	VDICD626228

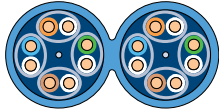
P110665



P120021



P68871





# Cables

## EMEAS

### CL-MNC Copper LAN cables - Category 6A

#### CL-MNC Category 6<sub>A</sub> Copper LAN cables

##### CL-MNC Cat 6<sub>A</sub> U/UTP

###### Specifications

- 100 Ohms, 550 MHz, AWG 23, 4 pairs overall screen
  - NVP = 70 %
  - Compatible with all PoE applications up to 4-pair PoE Type 4 (100 W maximum @ Power Source Equipment).
- For Type 4 PoE, bundle size shall be limited to 96 cables when installed in pathways under ventilated conditions and 36 cables in closed metal trays to ensure temperature rise below 15°C.

###### Performances

- Compliant to EN 50173-1, ISO/IEC 11801 Ed3.0, IEC 61156-5 Ed2 and EN 50288-10-1 standards.

NEXT	Guaranteed	Standard IEC
500 MHz	>36.3 dB	>34.8 dB

###### Use

- Network cabling systems for category 6<sub>A</sub> voice & data applications. High data rates transmission: 10 Gigabit Ethernet, Gigabit Ethernet, 10/100 BaseT.

Type	Weight	Diameter	Euroclass	Cond/Length	Ref. No
4 pair cable	60 kg/km	7.7 mm	D <sub>CA</sub>	500 m	VDICD60X218

##### CL-MNC Cat 6<sub>A</sub> F/UTP

###### Specifications

- 100 Ohms, 550 MHz, AWG 23, 4 pairs and 2x4 pairs with overall screen
  - NVP = 70 %
  - Compatible with all PoE applications up to 4-pair PoE Type 4 (100 W maximum @ Power Source Equipment).
- For Type 4 PoE, bundle size shall be limited to 93 cables when installed in pathways under ventilated conditions and 34 cables in closed metal trays to ensure temperature rise below 15°C.

###### Performances

- Compliant to EN 50173-1, ISO/IEC 11801 Ed3.0, IEC 61156-5 Ed2 and EN 50288-10-1 standards.

NEXT	Guaranteed	Standard IEC
500 MHz	37.8 dB	> 34.8 dB

###### Use

- Network cabling systems for category 6<sub>A</sub> voice & data applications. High data rates transmission: 10 Gigabit Ethernet, Gigabit Ethernet, 10/100 BaseT.

Type	Weight	Diameter	Euroclass	Cond/Length	Ref. No
4 pair cable	50 kg/km	7.5 mm	D <sub>CA</sub>	500 m 1000 m	VDICD63X218 VDICD63X318
2x4 pair cable	110 kg/km	7.5x 15.2 mm	D <sub>CA</sub>	500 m	VDICD63X228
4 pair cable	58 kg/km	7.9 mm	C <sub>CA</sub>	500 m	VDICC63X218
2x4 pair cable	116 kg/km	7.9x 15.8 mm	C <sub>CA</sub>	500 m	VDICC63X228

##### CL-MNC Cat 6<sub>A</sub> U/FTP

###### Specifications

- 100 Ohms, 550 MHz, AWG23, 4 pairs and 2x4 pairs with individual screen
  - NVP = 80 %
  - Compatible with all PoE applications up to 4-pair PoE Type 4 (100 W maximum @ Power Source Equipment).
- For Type 4 PoE, bundle size shall be limited to 100 cables when installed in pathways under ventilated conditions and 37 cables in closed metal trays to ensure temperature rise below 15°C.

###### Performances

- Compliant to EN 50173-1, ISO/IEC 11801 Ed3.0, IEC 61156-5 Ed2 and EN 5028810-1 standards.

NEXT	Guaranteed	Standard IEC
500 MHz	54.8 dB	> 34.8 dB

###### Use

- Network cabling systems for category 6<sub>A</sub> voice & data applications. High data rates transmission: 10 Gigabit Ethernet, Gigabit Ethernet, 10/100 BaseT.

Type	Weight	Diameter	Euroclass	Cond/Length	Ref. No
4 pair cable	48 kg/km	7.1 mm	D <sub>CA</sub>	500 m 1000 m	VDICD62X218 VDICD62X318
2x4 pair cable	97 kg/km	7.1x 13.8 mm	D <sub>CA</sub>	500 m	VDICD62X228
4 pair cable	56 kg/km	8.1 mm	C <sub>CA</sub>	1000 m	VDICC62X318
2x4 pair cable	112 kg/km	8.1x 16.2 mm	C <sub>CA</sub>	500 m	VDICC62X228

P147296



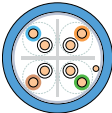
P147297



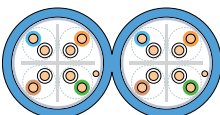
P119664



P147103



P147104



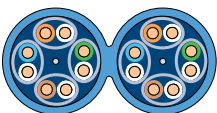
P119665



P120021



P66671







# Cables

## EMEAS

### CL-MNC Copper LAN cables - Category 6A

#### CL-MNC Cat 6A F/FTP

##### Specifications

- 100 Ohms, 550 MHz, AWG23, 4 pairs and 2x4 pairs with individual screen and overall screen
- NVP = 80 %
- Compatible with all PoE applications up to 4-pair PoE Type 4 (100 W maximum @ Power Source Equipment).

For Type 4 PoE, bundle size shall be limited to 107 cables when installed in pathways under ventilated conditions and 40 cables in closed metal trays to ensure temperature rise below 15°C.

##### Performances

- Compliant to EN 50173-1, ISO/IEC 11801 Ed3.0, IEC 61156-5 Ed2 and EN 5028810-1 standards.

NEXT	Guaranteed	Standard IEC
500 MHz	54.8 dB	> 34.8 dB

##### Use

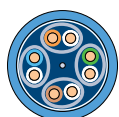
- Network cabling systems for category 6A voice & data applications. High data rates transmission: 10 Gigabit Ethernet, Gigabit Ethernet, 10/100 BaseT.

Type	Weight	Diameter	Euroclass	Cond/Length	Ref. No
4 pair cable	48 kg/km	7 mm	D <sub>CA</sub>	500 m	VDICD64X218
	50 kg/km	7 mm	D <sub>CA</sub>	1000 m	VDICD64X318
2x4 pair cable	96 kg/km	7x14.2 mm	D <sub>CA</sub>	500 m	VDICD64X228
2x4 pair cable	152 kg/km	8.2x16.4 mm	C <sub>CA</sub>	500 m	VDICC64X228

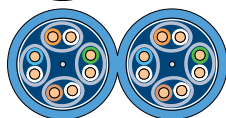
P119666



P124023



P66859





# Cables

## EMEAS

### CL-MNC Copper LAN cables - Category 7A

#### CL-MNC Category 7A Copper LAN cables

##### CL-MNC Cat 7A F/FTP

**Specifications**

- 100 Ohms, 1000 MHz, AWG23, 4 pairs and 2x4 pairs with individual screen and overall screen, PiMF construction
- NVP = 80 %
- Compatible with all PoE applications up to 4-pair PoE Type 4 (100 W maximum @ Power Source Equipment).

For Type 4 PoE, bundle size shall be limited to 107 cables when installed in pathways under ventilated conditions and 40 cables in closed metal trays to ensure temperature rise below 15°C.

**Performances**

- Compliant to EN 50173-1, ISO/IEC 11801 Ed3.0, IEC 61156-5 Ed2 and EN 50288-9-1 standards.

NEXT	Guaranteed	Standard IEC
1000 MHz	60.4 dB	> 60.4 dB

**Use**

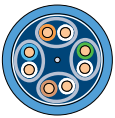
- Network cabling systems for category 7A voice & data applications. High data rates transmission: 10 Gigabit Ethernet, Gigabit Ethernet, 10/100 BaseT.

Type	Weight	Diameter	Euroclass	Cond/Length	Ref. No
4 pair cable	57 kg/km	7.5 mm	D <sub>CA</sub>	500 m	VDICD648218


P119666



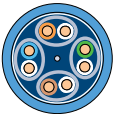
P120023



P119680



P120023



##### CL-MNC Cat 7A S/FTP

**Specifications**

- 100 Ohms, 1000 MHz, AWG23, 4 pairs and 2x4 pairs with individual screen and metallic braid, PiMF construction
- NVP = 80 %
- Compatible with all PoE applications up to 4-pair PoE Type 4 (100 W maximum @ Power Source Equipment).

For Type 4 PoE, bundle size shall be limited to 110 cables when installed in pathways under ventilated conditions and 41 cables in closed metal trays to ensure temperature rise below 15°C.

**Performances**

- Compliant to EN 50173-1, ISO/IEC 11801 Ed3.0, IEC 61156-5 Ed2 and EN 5028810-1 standards.

NEXT	Guaranteed	Standard IEC
1000 MHz	60.4 dB	> 60.4 dB

**Use**

- Network cabling systems for category 7A voice & data applications. High data rates transmission: 10 Gigabit Ethernet, Gigabit Ethernet, 10/100 BaseT.

Type	Weight	Diameter	Euroclass	Cond/Length	Ref. No
4 pair cable	59 kg/km	7.3 mm	D <sub>CA</sub>	500 m	VDICD658218




# Cables

## EMEAS

### CL-MX Copper LAN cables - Category 6A

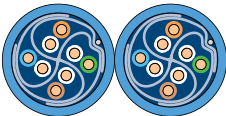
P126513



P139186



P147307



#### CL-MX Category 6<sub>A</sub> Copper LAN cables

##### CL-MX Cat 6<sub>A</sub> F/FTP

##### Specifications

- 100 Ohms, 550 MHz, AWG23, 4 pairs and 2x4 pairs with patented single-foil metallic crossfiller design
  - Superior EMC performances: grade 1 Transfer Impedance
  - Quick and simple twin removal actions for the sheath and the shield
  - NVP = 82 %
  - Fire retardant properties for C<sub>CA</sub> (LSFRZH) version according to IEC 60332-3C, NF C 32070 2.1, NF C 32070 2.2
  - Compatible with all PoE applications up to 4-pair PoE Type 4 (100 W maximum @ Power Source Equipment).
- For Type 4 PoE, bundle size shall be limited to 106 cables when installed in pathways under ventilated conditions and 39 cables in closed metal trays to ensure temperature rise below 15°C.

##### Standards

- Compliant to EN 50173-1, ISO/IEC 11801 Ed3.0, IEC 61156-5 Ed2 and EN 50288-10-1 standards.

NEXT	Guaranteed	Standard IEC
500 MHz	54.8 dB	> 34.8 dB

##### Use

- Network cabling systems for category 6<sub>A</sub> voice & data applications. High data rates transmission: 10 Gigabit Ethernet, Gigabit Ethernet, 10/100 BaseT.

Type	Weight	Diameter	Euroclass	Cond/Length	Ref. No
4 pair cable	54 kg/km	7.3 mm	D <sub>CA</sub>	500 m	VDICD68X218
4 pair cable	54 kg/km	7.3 mm	D <sub>CA</sub>	1000 m	VDICD68X318
2x4 pair cable	108 kg/km	7.3x14.8 mm	D <sub>CA</sub>	500 m	VDICD68X228
4 pair cable	63 kg/km	7.7 mm	C <sub>CA</sub>	500 m	VDICC68X218
2x4 pair cable	126 kg/km	7.7x15.6 mm	C <sub>CA</sub>	500 m	VDICC68X228








# Cables

## APAC

### CL-C Copper LAN cables - Category 3

CA83050095\_Cat3 50P



ACT25P3UCR3RGY

#### CL-C Cat 3 UTP Multi pair cable

##### Specifications

- 24 AWG, 25 twisted pairs
- Compliant with ANSI/TIA/EIA-568C Category 3 standard
- IEC LSZH fire retardant tested.

##### Use

- Telephony or IEEE 802.3 10 Base-T applications.

Type	Weight	Diameter	Sheath	Cond/Length	Ref. No
25 pair cable	223 kg/km	11 mm	PVC - CMR	305 m	<b>ACT25P3UCR3RGY</b>
	198.4 kg/km	11 mm	LSZH	305 m	<b>ACT25P3ULS3RGY</b>
50 pair cable	351.6 kg/km	15.8 mm	PVC - CM	305 m	<b>ACT50P3UCM3RGY</b>
	332.8 kg/km	15.8 mm	PVC - CMR	305 m	<b>ACT50P3UCR3RGY</b>
	336.1 kg/km	15.8 mm	LSZH	305 m	<b>ACT50P3ULS3RGY</b>
100 pair cable	657.4 kg/km	22 mm	LSZH	305 m	<b>ACT100P3ULS3RGY</b>



# Cables

## APAC

### CL-C Copper LAN cables - Category 5e



#### Category 5e PVC cables

The Actassi Category 5e 4-pair cable consists of 24 AWG (0.51 mm) solid-copper conductors insulated with high-density polyethylene. The insulated conductors are tightly twisted into pairs and covered with PVC material. The Actassi Category 5e 4-pair cable provides excellent high-speed transmission, is certified to 100 MHz. This product is CM or CMR fire rated.

#### Category 5e LSZH cables

The Actassi Category 5e low smoke zero halogen (LSZH) 4-pair cable consists of 24 AWG (0.51 mm) solid-copper conductors insulated with high-density polyethylene. The insulated conductors are tightly twisted into pairs and covered with a non-halogen high-density polyethylene jacket made from low smoke zero halogen compounds. The Actassi Category 5e LSZH 4-pair cable provides excellent high-speed transmission, and certified to 155 MHz. This product is CM fire rated.


#### Product features

- Compliant with enhanced Category 5 standard.

#### Customer benefits

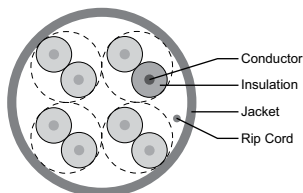
- Ideal for high-speed networks and broadband distribution in the premise
- Suits horizontal and vertical wiring.

2D4P5P/3B\_Cat5e UTP PVC




ACT4P5EULS3RBBU

Cat5e UTP Cable\_dwg



CAB5E305FTP



ACT4P5EESC3RBBU

#### CL-C Cat 5e U/UTP

##### Specifications

- 24 AWG. 4 pairs. Centre filler to maintain pair twisting.

##### Performances

- Compliant to: IEC 60754 part 2 (non-halogen), IEC 61034 part 2 (smoke emission), IEC 60332-1 (flammability and Fire Retardant).

NEXT	Guaranteed	Standard IEC
100 MHz	38.3 dB	≥ 35.3 dB

##### Use

- Applications such as 155 Mb/s ATM, 622 Mb/s ATM and IEEE 802.3 1000 Base-T (Gigabit ethernet) standards, using parallel transmission technology.

Type	Weight	Diameter	Sheath	Cond/Length	Ref. No
4 pair cable	42 kg/km	4.8 mm	PVC - CM	305 m	<b>ACT4P5EUCM3RBxx</b>
			LSZH	305 m	<b>ACT4P5EULS3RBxx</b>

Where **xx** denotes the color of jacket: BU = blue, WE = white, BK = black, GY = grey, GR = green, RD = red, YL = yellow.

#### CL-C Cat 5e F/UTP

##### Specifications

- 24 AWG. 4 pairs. Centre filler to maintain pair twisting
- Wrapped with aluminum foil as binder
- PE insulation of conductors.

##### Performances

- Compliant to: IEC 60754 part 2 (non-halogen), IEC 61034 part 2 (smoke emission), IEC 60332-1 (flammability and Fire Retardant).

NEXT	Guaranteed	Standard IEC
100 MHz	35.3 dB	≥ 35.3 dB

##### Use

- Applications such as 155 Mb/s ATM, 622 Mb/s ATM and IEEE 802.3 1000 Base-T (Gigabit ethernet) standards, using parallel transmission technology.

Type	Weight	Diameter	Sheath	Cond/Length	Ref. No
4 pair cable	42 kg/km	5 mm	PVC - CM	305 m	<b>ACT4P5EESC3RBxx</b>
			LSZH	305 m	<b>ACT4P5ESLS3RBxx</b>

Where **xx** denotes the color of jacket: BU = blue, WE = white, BK = black, GY = grey, GR = green, RD = red, YL = yellow.



# Cables

## APAC

### CL-C Copper LAN cables - Category 5e

Category 5 25-pair cable is constructed of 24 AWG (0.5 mm) solid-copper conductors insulated with high density polyethylene. The insulated conductors are tightly twisted into pairs, stranded into mini-units. This construction allows for easy pair identification and subsequent termination.

Category 5 25-pair cable provides excellent high-speed transmission, certified to 100 MHz and supports applications such as 155 Mb/s ATM, 622 Mb/s ATM and IEEE 802.3 1000 Base-T (Gigabit ethernet) standards, using parallel transmission technology or as a high performance voice riser cable. This product is CMR fire rated for riser use.

Category 5e 25-pair cable allows the use of multi-pair cables in interconnects and zone cabling applications. The 25-pair cable construction reduces tray and conduit fill rates whilst allowing high-density interconnections.

#### Product features

- Compliant with enhanced Category 5 standard
- PE insulation of conductors
- Grey PVC jacket.

#### Customer benefits

- Ideal for high-speed networks and broadband distribution in the premise
- Suits horizontal and vertical wiring.

#### CL-C Cat 5e UTP Multi pair cable

##### Specifications

- 24 AWG. 25 twisted pairs.


NEXT	Guaranteed	Standard IEC
100 MHz	35.3 dB	≥ 35.3 dB

##### Use

- Interconnect and zone cabling applications.

Type	Weight	Diameter	Sheath	Cond/Length	Ref. No
25 pair cable	184 kg/km	12.5 mm	PVC - CM	305 m	<b>ACT25P5EUCM3RGY</b>
			PVC - CMR	305 m	<b>ACT25P5EUCR3RGY</b>
			LSZH	305 m	<b>ACT25P5EULS3RGY</b>

CABE025305\_Cat5e 25P



ACT25P5EUCR3RGY





# Cables

## APAC

### CL-C Copper LAN cables - Category 6



#### Category 6 PVC cables

The Actassi 4-pair Category 6 cable is a superior product delivering excellent network performance when used in conjunction with other Actassi Category 6 products.

The Category 6 cable consists of 4 pairs of solid insulated copper 23 AWG and is CM or CMR fire rated.

The Category 6 cable provides a significant margin above the minimum Category 6 near end crosstalk NEXT requirement of ANSI/TIA/EIA-568 and ISO/IEC 11801.

#### Category 6 LSZH cables

The availability of a central filler helps in delivering superior cross-talk isolation and therefore ensures excellent performance. This precision and unique manufacturing process design allows for easy removal, which maximizes both performance and termination.

Insulated with non-halogen high-density polyethylene and covered with low smoke zero halogen compounds. It is designed for use in horizontal cabling situations where building smoke requirements mandate low smoke and zero halogen installation.

#### Product features

- Centre filler to maintain pair twisting and optimum NEXT and ELFEXT performance
- 23 AWG conductors for improved insertion loss performance.

#### Customer benefits

- Exceeds Category 6 ANSI/TIA/EIA-568-C2-1 and ISO/IEC 11801 standards
- Supports Gigabit ethernet (1000 Base-T and 1000 Base-TX) and beyond.

#### CL-C Cat 6 U/UTP

##### Specifications

- 23 AWG. 4 pairs. Centre filler to maintain pair twisting.

##### Performances

- Compliant to: ISO/IEC 11801 Class E, IEC 60754 part 2 (non-halogen), IEC 61034 part 2 (smoke emission), IEC 60332-1 (flammability and Fire Retardant).

NEXT	Guaranteed	Standard IEC
250 MHz	41.3 dB	≥ 39.3 dB

##### Use

- In horizontal cabling situations
- LSZH cables: high-bandwidth applications, including the IEEE 802.3AB 1000 Base-T (Gigabit ethernet), TIA/EIA 1000 Base-TX, 1.2Gb/s ATM and any future applications designed for Category 6/Class E cabling, broadband video.

Type	Weight	Diameter	Sheath	Cond/Length	Ref. No
4 pair cable	40 kg/km	6 mm	PVC - CM	305 m	<b>ACT4P6UCM3RBxx</b>
			PVC - CMR	305 m	<b>ACT4P6UCR3RBxx</b>
			LSZH	305 m	<b>ACT4P6ULS3RBxx</b>

Where xx denotes the color of jacket: BK = black, BU = blue, GR = green, RD = red, SG = soft grey, WE = white, YL = yellow.

#### CL-C Cat 6 F/UTP

##### Specifications

- 23 AWG. 4 pairs. Centre filler to maintain pair twisting.

##### Performances

- Compliant to: ISO/IEC 11801 Class E, IEC 60754 part 2 (non-halogen), IEC 61034 part 2 (smoke emission), IEC 60332-1 (flammability and Fire Retardant).


NEXT	Guaranteed	Standard IEC
250 MHz	41.3 dB	≥ 39.3 dB

##### Use

- In horizontal cabling situations
- LSZH cables: high-bandwidth applications, including the IEEE 802.3AB 1000 Base-T (Gigabit ethernet), TIA/EIA 1000 Base-TX, 1.2Gb/s ATM and any future applications designed for Category 6/Class E cabling, broadband video.

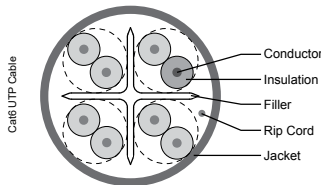
Type	Weight	Diameter	Sheath	Cond/Length	Ref. No
4 pair cable	52.5 kg/km	7.3 mm	PVC - CM	305 m	<b>ACT4P6SCM3RBxx</b>
			LSZH	305 m	<b>ACT4P6SLS3RBxx</b>

Where xx denotes the color of jacket: BK = black, BU = blue, GR = green, RD = red, SG = soft grey, WE = white, YL = yellow.




2D4P6P/UB\_Cat6 UTP

ACT4P6UCM3RBxx  
ACT4P6UCR3RBxx  
ACT4P6ULS3RBxx

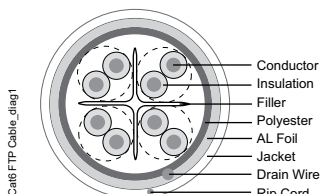


Cat6 UTP Cable



2D4P6P/FTP3\_Cat6 F/UTP PVC1

ACT4P6SCM3RBxx  
ACT4P6SLS3RBxx



Cat6 F/UTP Cable\_fdiag1



# Cables

## APAC

### CL-MNC Copper LAN cables Category 6A

Actassi Cat 6<sub>A</sub> 4-pair cable is a high quality product delivering excellent network performance when using in conjunction with other Actassi Cat 6<sub>A</sub> products.

The Cat 6<sub>A</sub> cable consists of 4 pairs of solid insulated copper 23 AWG. The cable provides a significant margin above the Category 6<sub>A</sub> Alien Crosstalk (ANEXT) requirement of TIA/EIA 568-C.2 Category 6<sub>A</sub> and ISO/IEC 11801 Class Ea.

#### CL-MNC Cat 6<sub>A</sub> U/UTP

##### Specifications

- 23 AWG. 4 pairs. Centre filler to maintain pair twisting.

##### Performances

- Complies with TIA/EIA-568-C.2 Category 6<sub>A</sub> and ISO/IEC 11801 Class Ea standards.

NEXT	Guaranteed	Standard IEC
500 MHz	35.8 dB	≥ 34.8 dB

##### Use

- In horizontal cabling situations
- Support 10G Base-T, 1000 Base-T and 1000 Base-TX LANs and broadband video applications.

Type	Weight	Diameter	Sheath	Cond/Length	Ref. No
4 pair cable	44.3 kg/km	8.5 mm	PVC - CM	305 m	<b>ACTTG4P6AUCM3RBU</b>
			LSZH	305 m	<b>ACTTG4P6AULS3RWE</b>

#### CL-MNC Cat 6<sub>A</sub> F/UTP

##### Specifications

- 23 AWG. 4 pairs. Centre filler to maintain pair twisting.

##### Performances

- Complies with TIA/EIA-568-C.2 Category 6<sub>A</sub> and ISO/IEC 11801 Class Ea standards.


NEXT	Guaranteed	Standard IEC
500 MHz	35.8 dB	≥ 34.8 dB

##### Use

- In horizontal cabling situations
- Support 10G Base-T, 1000 Base-T and 1000 Base-TX LANs and broadband video applications.

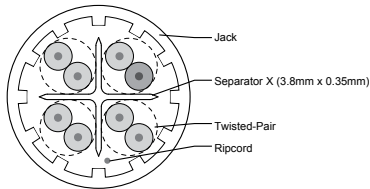
Type	Weight	Diameter	Sheath	Cond/Length	Ref. No
4 pair cable	44.3 kg/km	7.3 mm	PVC - CM	305 m	<b>ACTTG4P6ASCM3RBU</b>
			LSZH	305 m	<b>ACTTG4P6ASLS3RWE</b>

P7190170



ACTTG4P6AUCM3RBU

10G UTP Cable

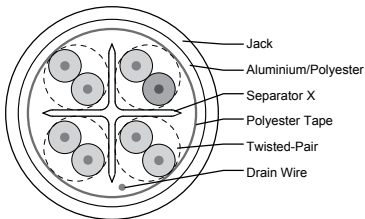


P148045



ACTTG4P6ASLS3RWE

Cross view



P402250



### Tool

#### Description

##### Cable stripper

- Allow to strip the cable sheath
- Adapted to all Actassi cables (CL-C, CL-MNC and CL-MX) to fit all cable diameters and sheath thicknesses
- Recommended tool for fast preparation and installation of Actassi CL-MX cables.

Type	EAN code	Ref. No
Cable stripper	3606480186127	VDIR580021










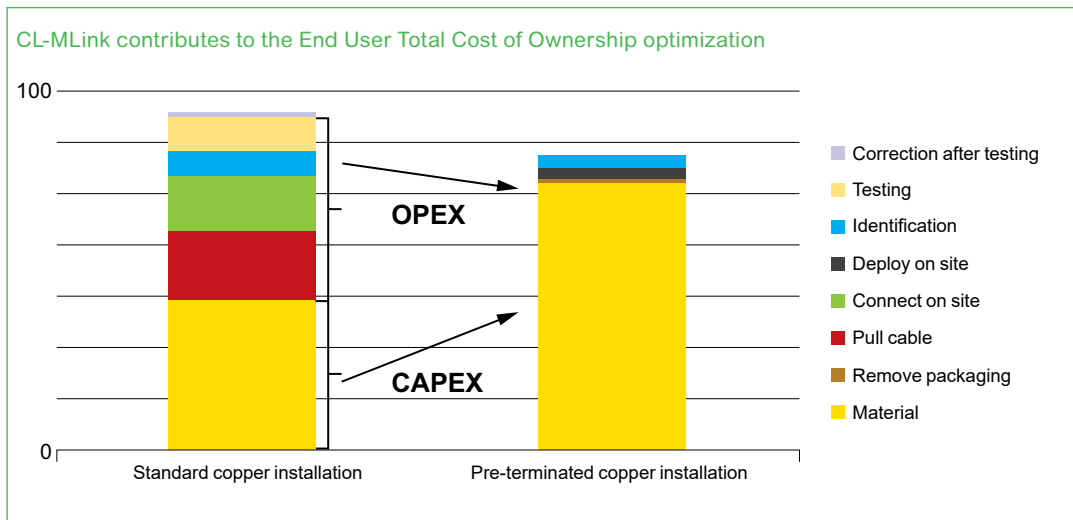




## Actassi pre-terminated copper bundle solutions

One product range to fit every need


Actassi standard offer	Actassi CL-MLink cables
<ul style="list-style-type: none"> <li>■ In buildings: from technical room to workspace</li> <li>■ In data centers: from rack to rack</li> </ul>	
<p><b>Components assembled by customer</b></p> <ul style="list-style-type: none"> <li> ■ LAN copper cables</li> <li> ■ RJ45 Connectors</li> <li> ■ CP-Links</li> <li> ■ Copper patch cords</li> </ul>	<p><b>Schneider Electric pre-assembled components for customer</b></p> <ul style="list-style-type: none"> <li> <b>Female-Female:</b> <ul style="list-style-type: none"> <li>■ S-One to S-One</li> <li>■ S-One DPM to S-One DPM</li> </ul> </li> <li> <b>Female-Male:</b> <ul style="list-style-type: none"> <li>■ S-One to RJ45 plug</li> <li>■ S-One DPM to RJ45 plug</li> </ul> </li> <li> <b>Male-Male:</b> <ul style="list-style-type: none"> <li>■ RJ45 plug to RJ45 plug</li> </ul> </li> </ul>
Cable cut on site	Pre-assembled with custom cable length



CL-MLink contributes to OPEX reduction

# Answering high reliability and speed deployment needs

Actassi CL-MLink is Schneider Electric's new solution for buildings and data centre applications. It delivers the features and functionality necessary to meet the unique challenges and requirements of these demanding environments.



P14688273.eps

2

## High security for your network

- > Complete plug & play systems
- > Expertise: 100 % pre-assembled and 100 % pre-tested by Schneider Electric
- > 10G performance
- > Pre-term links with Schneider Electric warranty
- > Available in Cat 6 and Cat 6A, shielded and unshielded

## Costs and time savings

- > Actassi CL-MLink's target is zero downtime. The pre-assembled cable with Actassi S-One connectors enable a speedy deployment and reduce labor costs by saving on installation time compared to standard copper installations
- > Increase overall efficiency and avoid late penalties at your construction site
- > Save on installation time with custom labels on each port that identify the building, floor, cabinet or office number

## Scalable and adaptable

- > Increase flexibility in network offices
- > Pay as you grow
- > Scalability with consolidation points
- > Custom cable lengths adjust to end user needs
- > Delivered in step with site evolution

## Time secured for installation on site


- > 8x faster installation compared to standard copper offer. Save connection time on site
- > Delivery secured
- > Links offer fast and easy deployment that reduces human intervention on site

## An end-to-end network installation

- > Benefit from partnering with one supplier. Access the larger Schneider Electric offer for BMS, UPS, Cooling, CMS
- > Solutions for a broad range of projects and applications
- > Digital offer selection guides

## Energy efficient thanks to "Green environment"

- > Packaging reduced by 90 %
- > Custom cable lengths reduce waste



Plug & Play copper bundle solution





Pre-terminated bundles are manufactured according to your requirements with the components pictured below. Configurations are introduced on the following pages. To select the reference and links, use the configurator available at:

<http://www.schneider-electric.com/en/product-range-selector/61003-actassi-foreurope/?filter=business-5-installation-systemsand-control&parent-category-id=3800>

## > Connectors

Type	UTP	UTP DPM	STP	STP DPM
Category	Cat 6	Cat 6	Cat 6	Cat 6
	P1121212	P124007	P121215	P124010

## > Cables

Type	U/UTP	F/UTP	S/FTP	S/FTP
Category	Cat 6	Cat 6	Cat 6 / Cat 6A	Cat 6A
AWG	23	24	26	23
Color	Green	Green	White	Blue
Euroclass	D <sub>CA</sub> (LSZH)	D <sub>CA</sub> (LSZH)	C <sub>CA</sub> (LSFRZH)	C <sub>CA</sub> (LSFRZH)
	P110559	P120018	P123554	P120021

## > Aggregation

Choose between two aggregations:

- With rapstrap for buildings and data centers applications.
- Rapstrap and a black plastic braided sheath at each female extremity for data center applications.

	Rapstrap + Black plastic braided sheath	Rapstrap
	P146892 + P146894	P146894
Female-Female	P146872	P146892
Female-Male	P146873	P146893
Male-Male		P146874

The black plastic braided sheath is a reliable aggregation for data center which offers protection for your female connectors.



## > Configurations

Female - Female	Female - Male	Male - Male
<p>P146881</p>	<p>P146880</p>	<p>P146879</p>

UTP	UTP DPM	STP	STP DPM	UTP / STP
Cat 6A	Cat 6A	Cat 6A	Cat 6A	Cat 6 / Cat 6A
<p>P121213</p>	<p>P124006</p>	<p>P121216</p>	<p>P124009</p>	<p>P146869</p>

U/UTP	F/FTP
Cat 6A	Cat 6A
23	23
Blue	Blue
D <sub>CA</sub> (LSZH)	D <sub>CA</sub> (LSZH)
<p>P130057</p>	<p>P120021</p>

## > Links

1 cable	2 cables	3 cables	4 cables	6 cables	12 cables
<p>P122481</p>	<p>P122482</p>	<p>P122483</p>	<p>P146878</p>	<p>P122484</p>	<p>P122485</p>



Bundle type		Connector type		Cable type	Number of link	
		P121215 	P120023 	P122481 	P122482 	
<b>Female / Female</b>						
P146882 	<b>Cat 6</b>	UTP	S-One connector	U/UTP	<b>VDITBA01A</b>	
			S-One DPM connector	U/UTP	<b>VDITBB01B</b>	
		STP	S-One connector	F/UTP	<b>VDITAA02A</b>	
			S-One DPM connector	F/UTP	<b>VDITAB02B</b>	
			S-One connector	S/FTP	<b>VDITAA03A</b>	
			S-One DPM connector	S/FTP	<b>VDITAB03B</b>	
	<b>Cat 6A</b>	UTP	S-One connector	U/UTP	<b>VDITDA05A</b>	
			S-One DPM connector	U/UTP	<b>VDITDB05B</b>	
		STP	S-One connector	F/FTP	<b>VDITCA07A</b>	
			S-One DPM connector	F/FTP	<b>VDITCB07B</b>	
			S-One connector	S/FTP AWG 26	<b>VDITCA03A</b>	
			S-One connector	S/FTP	<b>VDITCA04A</b>	
			S-One DPM connector	S/FTP AWG 26	<b>VDITCB03B</b>	
			S-One DPM connector	S/FTP	<b>VDITCB04B</b>	
<b>Female / Male</b>						
P146883 	<b>Cat 6</b>	UTP	S-One connector / RJ45 plug	U/UTP	<b>VDITBA01D</b>	
			S-One DPM connector / RJ45 plug	U/UTP	<b>VDITBB01D</b>	
	<b>Cat 6A</b>	STP	S-One connector / RJ45 plug	S/FTP AWG 26	<b>VDITAA03D</b>	
			S-One DPM connector / RJ45 plug	S/FTP AWG 26	<b>VDITAB03D</b>	
		STP	S-One connector / RJ45 plug	S/FTP AWG 26	<b>VDITCA03D</b>	
			S-One DPM connector / RJ45 plug	S/FTP AWG 26	<b>VDITCB03D</b>	
<b>Male / Male</b>						
P148774 	<b>Cat 6</b>	UTP	RJ45 plug	U/UTP	<b>VDITBD01D</b>	
		STP	RJ45 plug	S/FTP AWG 26	<b>VDITAD03D</b>	
	<b>Cat 6A</b>	STP	RJ45 plug	S/FTP AWG 26	<b>VDITCD03D</b>	



QR Code 106481125223529385

Use your phone and select the gen code in order to build your CL-MLink reference with the configurations table above in our pre-terminated offers at:

<http://www.schneider-electric.com/en/product-range-selector/61003-actassi-foreurope/?>


Flash the code and configure your CL-MLink product in our pre-terminated offers.

				Performance	Available length
<b>3</b>	<b>4</b>	<b>6</b>	<b>12</b>		
P122483	P146878	P122484	P122485		
				ISO/IEC 11801 Class E PL2	10 to 90 m
				ISO/IEC 11801 Class E PL2	10 to 90 m
				ISO/IEC 11801 Class E PL2	10 to 90 m
				ISO/IEC 11801 Class E PL2	10 to 90 m
				ISO/IEC 11801 Class E PL2	7 to 60 m
				ISO/IEC 11801 Class E PL2	7 to 60 m
				ISO/IEC 11801 Class Ea PL2	10 to 90 m
				ISO/IEC 11801 Class Ea PL2	10 to 90 m
				ISO/IEC 11801 Class Ea PL2	10 to 90 m
				ISO/IEC 11801 Class Ea PL2	10 to 90 m
				ISO/IEC 11801 Class Ea PL2	7 to 60 m
				ISO/IEC 11801 Class Ea PL2	10 to 90 m
				ISO/IEC 11801 Class Ea PL2	7 to 60 m
				ISO/IEC 11801 Class Ea PL2	10 to 90 m
				ISO/IEC 11801 Class E PL3	5 to 40 m
				ISO/IEC 11801 Class E PL3	5 to 40 m
				ISO/IEC 11801 Class E PL3	5 to 40 m
				ISO/IEC 11801 Class E PL3	5 to 40 m
				ISO/IEC 11801 Class Ea PL3	5 to 40 m
				ISO/IEC 11801 Class Ea PL3	5 to 40 m
				ISO/IEC 11801 Patch Cord Cat 6	1 to 60 m
				ISO/IEC 11801 Patch Cord Cat 6	1 to 60 m
				ISO/IEC 11801 Patch Cord Cat 6A	1 to 60 m



### > Packaging

Your bundles will be delivered with a carefully closed carton end protection for connectors.



P147022





# Pre-terminated solution

## CL-MLink

APAC

Bundles - Category 6A F/UTP

Actassi pre-terminated copper trunk cable provides simple plug-and-play solution for high density network.

With the flexibility for customization, users can choose their own configuration with different length, connector type. Optional angled jack to angled jack connector to aid high density environment application.

In addition, 100 % factory tested copper assemblies assure transmission performance and reduce installation time caused by field termination.

### Product features

- Double ended with 6-connector construction
- 100 % factory tested
- Individual serial number.

### Customer benefits

- Fast installation by plug & play
- Reliable solution to supports 10 Gigabit ethernet application
- Increase visibility of back tracking.

Description	Ref. No
<b>Jack-to-jack</b>	
Pre-terminated Category 6A F/UTP, jack-to-jack, 6 pieces bundled, LSZH, white	<b>ACTPTCJJ6ASLSxxWE</b>

Where **xx** denotes the cable length from 02 m to 90 m.



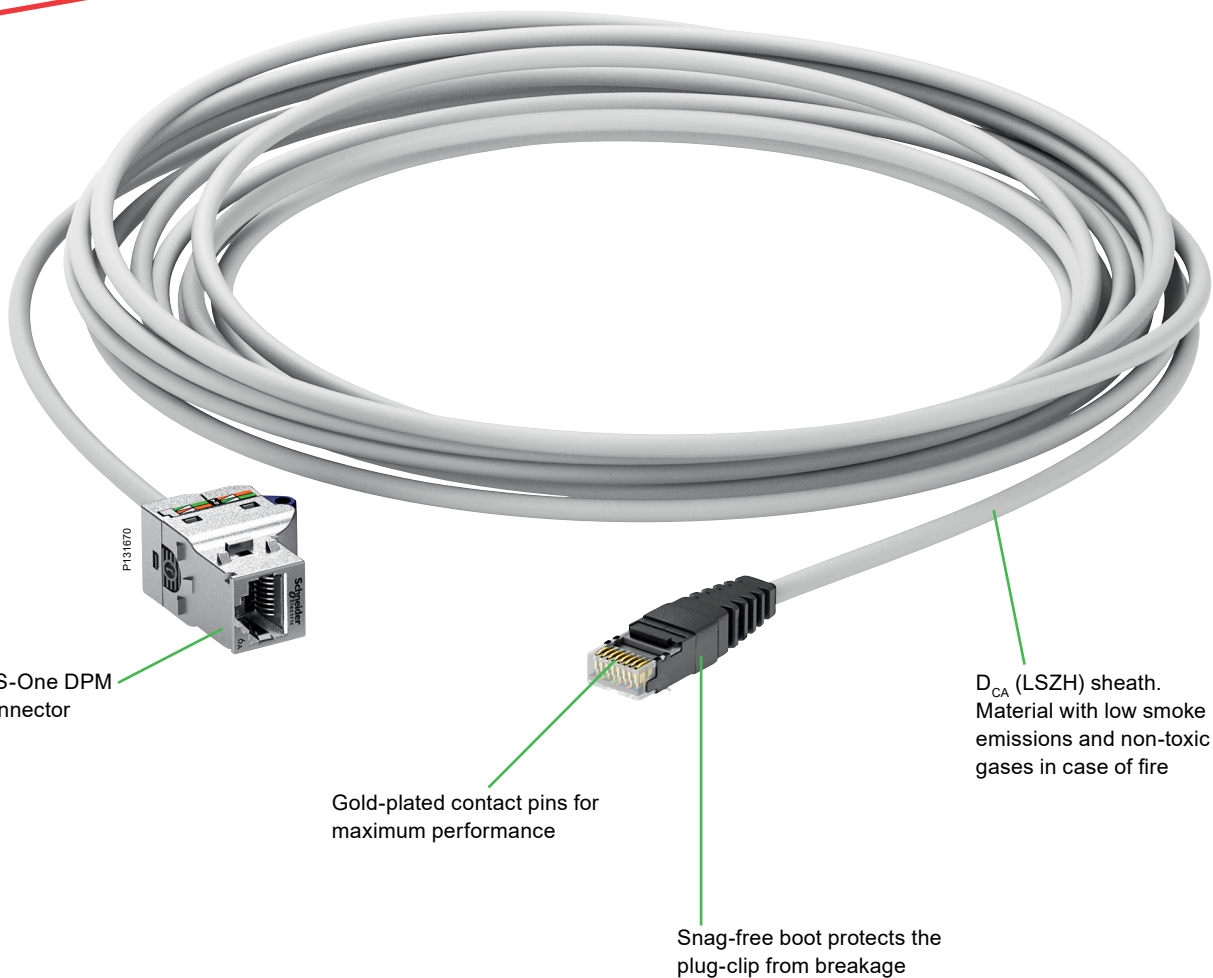
# Actassi consolidation point links

CP-links are used when it is needed to provide a high quality level and a high transmission link performance. The cable is pre-assembled with the Actassi S-One connector. No connection to do on site, just plug & play, which reduces errors and maintenance.

## Applications

Consolidation point links (called "CP-links") are aimed for new buildings, big refurbish and critical installations within technical and server rooms, either in false floor and false ceiling areas.

This page must be checked by each country. Should contain some regional offer.



## Specifications

- CP link Cat 5e, 6 and 6<sub>A</sub> are pre-assembled with the following components:
  - S-One connector Cat 6<sub>A</sub>
  - cable Cat 5e U/UTP and F/UTP
  - cable Cat 6 U/UTP and S/FTP
  - cable Cat 6<sub>A</sub> S/FTP (white colour)
  - RJ45 Plug
- High performance: Cat 6<sub>A</sub> for copper systems, standard & system warranty
- Compliant with: ISO/IEC 11801 Ed3.0, EN 50173 Ed.3, EIA/TIA 568-C.2, IEC 60603-7, IEC 61156-5
- Full latest standards FORCE Technology (Delta) certified - EN 50173 Ed.3., EIA/TIA 568 - C.2.

## Benefits

- Plug & play: 100 % pre-assembled and pre-tested link
- Available in 3 catalogue lengths: 5 m, 10 m, 15 m
- Quick and easy installation
- D<sub>CA</sub> (LSZH) cable use
- Full compatibility for installations with Schneider Electric poles and posts.





#### Application

Ensures and gives transmission of data networks.

P134750



CP Cabling link CL-C Cat 5e			
Type	Colour of sheath	Length (m)	Ref. No
U/UTP Cat 5e D <sub>CA</sub> DPM	Green	5	VDICP1500501
		10	VDICP1501001
		15	VDICP1501501
F/UTP Cat 5e D <sub>CA</sub> DPM	Green	5	VDICP3500501
		10	VDICP3501001
		15	VDICP3501501

P138750



CP Cabling link CL-MNC Cat 6			
Type	Colour of sheath	Length (m)	Ref. No
U/UTP Cat 6 D <sub>CA</sub> DPM	Green	5	VDICP1600501
		10	VDICP1601001
		15	VDICP1601501
S/FTP Cat 6 D <sub>CA</sub> DPM	White	5	VDICP4600502
		10	VDICP4601002
		15	VDICP4601502

P131670



CP Cabling link CL-MNC 6 <sub>A</sub> CP Cabling S/FTP Cat 6 <sub>A</sub>			
Type	Colour of sheath	Length (m)	Ref. No
D <sub>CA</sub> cable with DPM connector	White	5	VDICP4X00501
		10	VDICP4X01001
		15	VDICP4X01501

P131670



# Actassi copper patch cords

New range of Actassi patch cords are more green, more flexible, 100% tested and third-party certified



Featuring Cat 6 U/UTP, Cat 6 F/UTP, and Cat 6<sub>A</sub> S/FTP, the range is available in LSZH or PVC outer sheath, offering 5 different colors and lengths.

Following Schneider Electric's sustainable engagement, Actassi patchcords are now packaged and delivered with the best product quality in a flat brown-carton for a better environmental footprint with less plastic, fewer inks and chemical substances.



## Applications

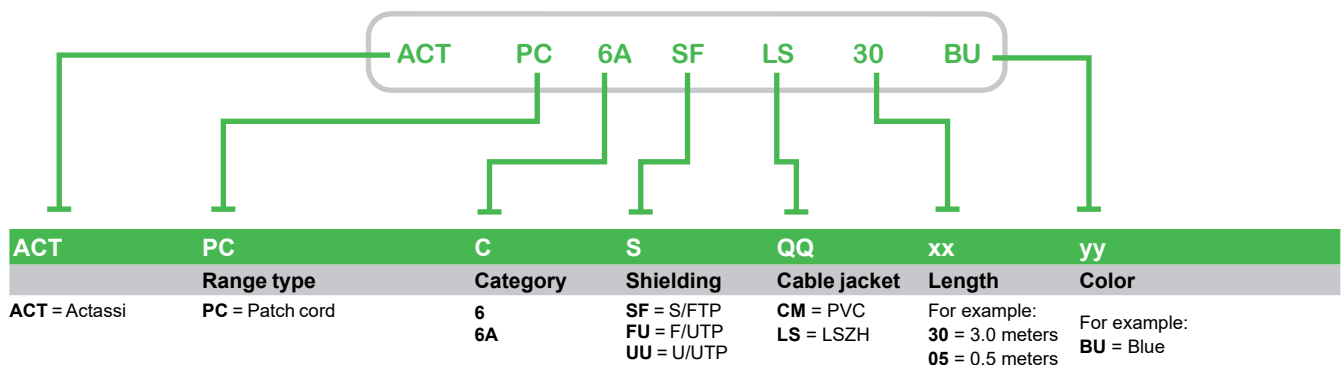
Actassi copper patch cords ensure a reliable transmission in data networks. They are suitable for both shielded and unshielded needs.

## Benefits

The improved design of the new range of patch cord offers:

- 40% diameter reduction for a better installation experience
- improved flexibility that enables easy patching while finalizing racks
- simplified high-density patching management and improved heat circulation for better thermal management around the switches
- simplified patch cord reference numbers easily identified with the naming principle.

## Principle of reference numbers




e.g.:

- ACTPC6ASFLS30GR = ACT = Actassi, PC = Patch cord, 6A = Category, SF = Shielding, LS = Cable jacket, 30 = Length, GR = Green
- ACTPC6ASFCM10RD = ACT = Actassi, PC = Patch cord, 6A = Category, SF = Shielding, CM = Cable jacket, 10 = Length, RD = Red



Cat 6 U/UTP patch cord



ACTPC6UUCMxxyy  
ACTPC6UULSxxyy

Cat 6 F/UTP patch cord



ACTPC6FUCMxxyy  
ACTPC6FULSxxyy

Cat 6<sub>A</sub> S/FTP patch cord



ACTPC6ASFCMxxyy  
ACTPC6ASFLSxxyy

### Standard Compliance

- 100% tested at the final control according to TIA-568.2-D and ISO/IEC11801-1 standards.
- Support Power over Ethernet (POE) applications up to 100 W (IEEE802.3af, EE802.3at, and IEEE802.3bt Type 3 and Type 4).
- Certified each year by a third-party laboratory (also recognized as Notified Body by European Union).
- Compliant with latest international standards TIA-568.2-D and ISO/IEC11801-1.
- Compliant with environmental and safety standards 2011/65/EU and 2015/863/EU RoHS directives and 2014/35/EU low voltage directive.
- Meet local regulations, CE for Europe, and RCM for Australia.
- The product and its packaging are compliant with ROHS and REACH. It also meets the SE Green Premium program.
- The product delivery includes its environmental profile showing limited environmental impacts during Manufacturing, Distribution, Installation, Use, and End of life.

### Specifications

- The outer sheath of the patch cord is LSZH or PVC.
- The PVC outer sheath cable of U/UTP, F/UTP, and S/FTP categories are CM rated.

### Installation Guidelines

- CL-MNC Cat 6 and Cat 6A Actassi patch cords are suitable for TIA Channel Cat 6 or 6A respectively and suitable for ISO Channel Class E or Ea at the condition 1.95 de-rating factor applied.
- The patch cord installation guidelines follow TIA TSB-184-A-1 and IEC 14763-2 standards, especially for the bundling of AWG28 patch cords supporting the delivery of IEEE 802.3 Type 3 or Type 4 PoE.

#### CL-MNC Cat 6 U/UTP patch cord

Diameter	Colour of sheath	Sheath	Ref. No
3.8+/-0.2 mm	WE/BU/GR/RD/YL	PVC	ACTPC6UUCMxxyy
		LSZH	ACTPC6UULSxxyy

#### CL-MNC Cat 6 F/UTP patch cord

Diameter	Colour of sheath	Sheath	Ref. No
5.2+/-0.2 mm	WE/BU/GR/RD/YL	PVC	ACTPC6FUCMxxyy
		LSZH	ACTPC6FULSxxyy

#### CL-MNC Cat 6<sub>A</sub> S/FTP patch cord

Diameter	Colour of sheath	Sheath	Ref. No
5.5+/-0.2 mm	WE/BU/GR/RD/YL	PVC	ACTPC6ASFCMxxyy
		LSZH	ACTPC6ASFLSxxyy

xx	Length (m)	yy	Color
05	0.5	WE	White
10	1	BU	Blue
20	2	GR	Green
30	3	RD	Red
50	5	YL	Yellow

Where **xx** denotes the length of patch cords.  
Where **yy** denotes the color of patch cords.

Note: Customized color and length is available upon request with additional lead time and MOQ requirement. Contact your local Schneider Electric agency for support.




# Panel range with S-One, S-One DPM and S-110 Actassi data panels

The data panels contain a front configuration for 24 RJ45 connectors. All panels have the smart Quick Fix function. They are also available pre-equipped with connectors, shutters, label holders and a rear cable organizer. We try to make your life as easy as possible.




The data panel is available pre-equipped with the innovative S-One connectors.




## Sliding helps installation

Maintenance and extensions are smoothly performed with the help of the Quick Fix sliding function.



## Actassi S-One


The connectors are a one-piece design for very fast and reliable wiring. Actassi S-One exceeds component hardware certification for standards like ISO/IEC 11801 Ed3.0 for Cat 6A, ensuring optimized network performance.




**Cable management**  
Apart from the systems with colour codes, labels and numbers, the technical setup at the rear of the panel is designed to enhance order. Cables of various diameters are easily mounted and kept in place in specified slots.



**Rear position numbers**  
Keeping track of each RJ45 could sometimes be very hard. Actassi is changing all of that! The cable numbers at the rear correspond to those at the front, simplifying installation and maintenance from both sides of the rack.



**Automatic earthing**  
An automatic earthing for FTP/STP versions is integrated in the panel.



**Clear front marking**  
Each panel plate has an openable label holder. Print your own labels or use the included versions with pre-printed port numbers. Each shutter can also be colour coded for quick identification in both open and closed positions.



# Actassi flat high-density panels

The new Actassi 19" flat data panel with connectors placed at an angle gives a new dimension to high density – the panels can be mounted directly on top of each other, with no need of intermediate guiding panels. They are available empty without connectors or equipped with Cat 6<sub>A</sub> STP connectors.



**Quick Fix function**  
The panels are equipped with a Quick Fix function for a fast installation.



The flat data panel contain a configuration for 24 RJ45 connectors with a clear marking at both front and rear. The panels are easy to install thanks to the front access and the Quick Fix function. Use the vertical side rings for vertical management of the patch cords. Other features are the removable cable manager at the rear, the panel identification label and the hinged central label holder.



**Vertical side rings**  
Vertical side rings and connectors at an angle gives a true high density installation. The overhead patching frame saves space in the enclosure below.



**Connectors at an angle**  
Connectors placed at an angle combined with front access simplifies installation work.





**Clear front marking**  
Large identification labels for easy readability from ground level.



**Cable management**  
The cable manager can be folded or removed. Hooks for cable ties for extra safety.


# Actassi telecom panels

The smart and high capacity 19" telecom patch panel provides up to 50 connections. Very easy fixation of the panel thanks to the Quick Fix function with guiding fingers and pre-mounted screws. The label holders are easily opened without using any tool.



## Exceptional robustness


The sliding function does not deteriorate the stability. As a proof you can use the punch down tool for LSA contacts with the panel in a sliding-out position. You don't need to remove it from the rack first!



**Punch down tool**  
This is the punch down tool for LSA contacts, to be used for telecom cable connections.



**Cable identification**  
No need trying to figure out which cable goes where. The cable identification is very clear on the clever fixing guides.



**Safe and easy earthing**  
The panel has two earthing connection points for both shielded cables and for the rack, easily accessible at the rear.



**Clear marking**  
The telecom panel comes with pre-printed labels and openable label holders.


# Power panels and accessories

The Actassi system also includes a range of power panels and smart accessories for improved cable management. The power panels are available in several versions, for example with a protected light switch and overvoltage protection. The innovative patchcords guiding panel is equipped with four openable rings, managing up to 48 cords.



### Power panel

With Quick Fix function and 3 m of power cord. Several versions, for example with protected circuit breaker/earth leakage.





### Brush and blank panel

Brush guiding panel. Blank panel instead of an empty gap in the rack.



### Guiding panels for patch cords

The 1U panel manages 24 cords, and 2U panel 48 cords. Easily opened but still safe, since a clever device prevents cords from falling out. Also possible to pull out only one cord if needed.




### Side rings for rack 800x800

Rings for vertical management of up to 48 patch cords, attached to each side of the guiding panel (or any panel with Quick Fix). Available for 1U and 2U.



### Vertical rings for rack 600x600

For the 600x600 racks, use the smaller tie up devices to keep your installations in neat order.




### Empty sliding panel for S-One connectors 1U 24 ports

- Empty sliding 19" copper panel (without connectors)
- 1U height
- 24 RJ45 ports
- 1 Quick Fix function on both sides to allow a simple, quick fixing position and sliding feature
- Available in two versions:
  - evolution: panels equipped with 24 shutters in light grey, 4 label holders, and one cable manager at the rear
  - basic: panels without shutters, label holders, cable manager
- Metal sheet: thickness 1.2 mm. Dark grey RAL 7016
- Plastic parts in PA66 GF20 or PA6
- Simple clicking connectors for mounting
- Automatic earthing with the pre-equipped bus bar for FTP/STP versions.

**Evolution version: pre-equipped with 24 light grey shutters, 4 label holders, 1 rear cable organizer**

Description	Ref. No
Empty panel 1U UTP 24 ports	<b>VDIG112241U</b>
Empty panel 1U FTP/STP 24 ports	<b>VDIG112241F</b>

P111249



**Basic version: without label holders and cable organizer**

Description	Ref. No
Empty panel 1U UTP 24 ports	<b>VDIG012241U</b>

P111250



P111251




Empty panel 1U FTP/STP 24 ports	<b>VDIG012241F</b>
---------------------------------	--------------------



### Equipped sliding panel with S-One connectors 1U 24 ports

- Equipped sliding 19" copper panel (with connectors, not mounted)
- 1U height
- 24 RJ45 ports
- 1 Quick Fix function on both sides to allow a simple, quick fixing position and sliding feature
- Available in two versions:
  - evolution: panels equipped with 24 shutters in light grey, 4 label holders, and one cable manager at the rear
  - basic: panels without shutters, label holders, cable manager
- Metal sheet: thickness 1.2 mm. Dark grey RAL 7016
- Plastic parts in PA66 GF20 or PA6
- Simple clicking connectors for mounting
- Automatic earthing with the pre-equipped bus bar for FTP/STP versions.

Evolution version: pre-equipped with 24 RJ45 S-One connectors (not mounted) and 24 light grey shutters, 4 label holders, 1 rear cable organizer



Description	Ref. No
<b>Category 5e</b>	
Equipped panel 1U with 24 RJ45 Cat 5e UTP	<b>VDIG118241U50</b>
Equipped panel 1U with 24 RJ45 Cat 5e FTP	<b>VDIG118241F50</b>
<b>Category 6</b>	
Equipped panel 1U with 24 RJ45 Cat 6 UTP	<b>VDIG118241U60</b>
Equipped panel 1U with 24 RJ45 Cat 6 STP	<b>VDIG118241B60</b>
<b>Category 6A</b>	
Equipped panel 1U with 24 RJ45 Cat 6A STP	<b>VDIG118241BX0</b>



Basic version Pre-equipped with 24 S-One connectors (not mounted). Without shutters, label holders and cable organizer.


Description	Ref. No
<b>Category 5e</b>	
Equipped panel 1U with 24 RJ45 Cat 5e UTP	<b>VDIG018241U50</b>
<b>Category 6</b>	
Equipped panel 1U with 24 RJ45 Cat 6 UTP	<b>VDIG018241U60</b>
Equipped panel 1U with 24 RJ45 Cat 6 STP	<b>VDIG018241B60</b>
<b>Category 6A</b>	
Equipped panel 1U with 24 RJ45 Cat 6A STP	<b>VDIG018241BX0</b>

### Empty sliding panel for S-One DPM connectors, 1U 24 ports

- Empty sliding 19" copper panel (without connectors)
- 1U height
- 24 RJ45 ports
- 1 Quick Fix function on both sides to allow a simple, quick fixing position and sliding feature
- Panels equipped with 24 shutters in light grey, 4 label holders, and one cable manager at the rear
- Metal sheet: thickness 1.2 mm. Dark grey RAL 7016
- Plastic parts in PA66 GF20 or PA6
- Simple clicking connectors for mounting
- Automatic earthing with the pre-equipped bus bar.

**Evolution version: pre-equipped with 24 light grey shutters, 4 label holders, 1 rear cable organizer**

P111240



Description	Ref. No
Empty panel for DPM connectors 1U FTP/STP 24 ports	<b>VDIG111241F</b>

P111250



**Basic version: without label holders and cable organizer**

Description	Ref. No
Empty panel for DPM connectors 1U FTP/STP 24 ports	<b>VDIG011241F</b>

### Empty fixed panel for S-110 connectors, 1U 24 ports (compatible with Cat 5e and Cat 6 not compatible for Cat 6<sub>A</sub>)

- Empty fixed 19" copper panel (without connectors)
- 1U height
- 24 RJ45 ports
- 1 Quick Fix function on both sides to allow a simple, quick fixing position
- Panels equipped with 4 label holders and a metal tray cable manager
- Metal sheet: thickness 1.2 mm. Dark grey RAL 7016
- Plastic parts in PA66 GF20 or PA6
- Simple clicking connectors for mounting.

Evolution version: pre-equipped with 4 label holders and a metal tray cable manager



Description	Ref. No
Empty panel 1U for S-110 connectors keystone UTP 24 ports	<b>VDIG113241U</b>

### Empty fixed panel with S-110 connectors, Cat 6<sub>A</sub> STP, 1U 24 ports

- Category 6<sub>A</sub> fully shielded keystone modular jacks
- Universal colour-coding for 568A and 568B standards
- Front labelling system
- Removable rear cable management bar is bundled with Velcro tapes
- Compatible with standard 19" equipment racks
- Fully compliant ISO/IEC 11801 Ed3.0 and ANSI/TIA/EIA-568-C series connecting hardware standards.

Description	Ref. No
<b>Category 6<sub>A</sub></b> Empty panel 10G Cat 6 <sub>A</sub> , shielded 24-port patch panel*	<b>ACTPPS24NSU</b>
Empty panel 10G Cat 6 <sub>A</sub> , shielded 24-port angled jack panel, unloaded**	<b>ACTPPAS24NS</b>

(\*) ACTPPS24NSU can be used on Cat 6 shielded and Cat 5e FTP keystone jacks.  
 (\*\*) ACTPPAS24NS can be used on Cat 6<sub>A</sub> or Cat 6 shielded angled.

### Equipped fixed panel for S-110 connectors, Cat 5e, 1U 24 ports UTP

- Aesthetic, contemporary design
- Powder coated metal framework
- Universal colour-coding for T568A and T568B wiring scheme
- Removable rear cable management tray
- Compatible with standard 19" equipment frames
- IDC termination using an Actassi or other compatible tools
- Fully compliant to AS/NZS 3080: 2003, ISO/IEC 11801 Ed3.0 and ANSI/TIA/EIA-568-C series connecting hardware standards.

RJ45/24PPSH\_24FCa6PFP



Description	Ref. No
Equipped panel Category 5e, UTP 24-port non-shutter patch panel	<b>ACTPP5EU24NSS</b>

### Equipped fixed panel with S-110 connectors, Cat 5e and Cat 6 UTP, 1U 24 ports,

- Equipped fixed 19" copper panel (with connectors, pre-mounted)
- 1U height
- 24 RJ45 ports
- 1 Quick Fix function on both sides to allow a simple, quick fixing position
- Panels equipped with 4 label holders and a metal tray cable manager
- Metal sheet: thickness 1.2 mm. Dark grey RAL 7016
- Plastic parts in PA66 GF20 or PA6
- Simple clicking connectors for mounting and dismantling.

Evolution version: pre-equipped with 24 RJ45 S-110 keystone connectors (pre-mounted) and a metal tray cable manager

P133076



Description	Ref. No
<b>Category 5e</b> Equipped panel 1U with 24 RJ45 S-110 connectors keystone Cat 5e UTP	<b>VDIG113241U50</b>
<b>Category 6</b> Equipped panel 1U with 24 RJ45 S-110 connectors keystone Cat 6 UTP	<b>VDIG113241U60</b>

### Equipped fixed panel for S-110 connectors, Cat 6, 1U 24 ports UTP

- Aesthetic, contemporary design
- Powder coated metal framework
- Universal colour-coding for T568A and T568B wiring scheme
- Removable rear cable management tray
- Compatible with standard 19" equipment frames
- IDC termination using an Actassi or other compatible tools
- Fully compliant to AS/NZS 3080: 2003, ISO/IEC 11801 Ed3.0 and ANSI/TIA/EIA-568-C series connecting hardware standards.

RJ45/12PPSH\_24FCa6PFP



Description	Ref. No
Equipped panel Category 6, UTP 24-port, non-shutter, patch panel	<b>ACTPP6U24NSS_S</b>
Equipped panel Category 6, UTP 24-port, shuttered, patch panel	<b>ACTPP6U24SHS</b>



### Empty and Equipped fixed panel for MRCC connectors, 1U 24 ports

- 1U height
- 24 RJ45 ports
- Panels equipped with 3 label holders
- Equipped with MRCC Keystone connectors (VDIEBxx)
- Compatible with standard 19" equipment racks
- Simple clicking connectors for mounting
- IDC termination using an Actassi or other compatible tools
- Fully compliant with AS/NZS 3080: 2003, ISO/IEC 11801 Ed3.0, and ANSI/TIA/EIA-568-C series connecting hardware standards.

Description	Ref. No
-------------	---------

Empty 19" patch panels UTP 24-ports	<b>VDIEG113241U</b>
-------------------------------------	---------------------

<b>Category 5e</b> Equipped 19" patch panels UTP 24-ports	<b>VDIEG113241U50</b>
--	-----------------------

<b>Category 6</b> Equipped 19" patch panels UTP 24-ports	<b>VDIEG113241U60</b>
---	-----------------------

P148500



P148520



P148521



### Equipped fixed panel with S-110 connectors, Cat 6<sub>A</sub> UTP, 1U 24 ports

- Equipped fixed 19" copper panel (with connectors, pre-mounted)
- Equipped with S-110 Cat 6<sub>A</sub> unshielded connectors, black colour, without shutters
- 1U height
- 24 RJ45 ports
- Panels equipped with 2 label holders and a cable manager
- The cable manager can rotate and be removed to ease the accessibility.

Description	Ref. No
-------------	---------

<b>Category 6<sub>A</sub></b> Equipped panel 1U with 24 RJ45 S-110 connectors keystone Cat 6 <sub>A</sub> UTP, non-shutter	<b>ACTPP6ATGU24NSS</b>
--	------------------------

Equipped panel 1U with 24 RJ45 S-110 connectors keystone Cat 6 <sub>A</sub> UTP, shutter	<b>ACTPP6ATGU24SHS</b>
---	------------------------

P119458



### Equipped fixed panel with S-110 connectors, Cat 6<sub>A</sub> STP, 1U 24 ports

- Category 6<sub>A</sub> fully shielded keystone modular jacks
- Universal colour-coding for 568A and 568B standards
- Front labelling system
- Removable rear cable management bar is bundled with Velcro tapes
- Compatible with standard 19" equipment racks
- Fully compliant ISO/IEC 11801 Ed3.0 and ANSI/TIA/EIA-568-C series connecting hardware standards.

Description	Ref. No
-------------	---------

Equipped panel 10G Category 6 <sub>A</sub> , shielded 24-port patch panel	<b>ACTPP6ATGS24NSS</b>
---	------------------------

Actassi panel with toolless jack



### Telecom panel 50 ports

- Telecom panel 50 ports in 2 rows
- 1U height
- The telecom cable wires are terminated in LSA punch down blocks on the PCB according to a clear numbering
- 1 Quick Fix function on both sides to allow a simple, quick fixing position and sliding feature
- With label holders
- Cable organizer at the rear with number identification.

Description	Ref. No
Telecom panel 50 ports	VDIG141501

P111256




### Empty flat panel for S-One connectors in angle, 1U 24 ports

- 1U height
- 24 RJ45 ports
- Allows high-density copper ports installation. Connectors are positioned in angle to guide the patch-cords to the vertical sides of the enclosure. The installation of copper ports is maximised as there is no need to consume rack units to mount horizontal guiding panels
- Recommended mounting with vertical side ring for vertical management of the patch-cords (reference VDIM189412)
- 1 Quick Fix function on both sides to allow a simple, quick fixing position
- Equipped with a label holder and a cable manager at the rear
- The cable manager can rotate and be removed to ease the accessibility
- Metal sheet: thickness 1.2 mm. Dark grey RAL 7016
- Plastic parts in PA66 GF20 and PC
- Simple clicking the connectors for mounting
- Automatic earthing with pre-equipped bus bar.

### Empty flat 19" copper panel for connectors in angle (delivered without connectors)

Description	Ref. No
Empty flat panel for connectors in angle 1U FTP/STP 24 ports	<b>VDIG328241B</b>

P133074



### Equipped flat panel with S-One connectors in angle, Cat 6<sub>A</sub> STP, 1U 24 ports

- 1U height
- 24 RJ45 ports
- Allows high-density copper ports installation. Connectors are positioned in angle to guide the patch-cords to the vertical sides of the enclosure. The installation of copper ports is maximised as there is no need to consume rack units to mount horizontal guiding panels
- Recommended mounting with vertical side ring for vertical management of the patch-cords (reference VDIM189412)
- 1 Quick Fix function on both sides to allow a simple, quick fixing position
- Equipped with a label holder and a cable manager at the rear
- The cable manager can rotate and be removed to ease the accessibility
- Metal sheet: thickness 1.2 mm. Dark grey RAL 7016
- Plastic parts in PA66 GF20 and PC
- Simple clicking the connectors for mounting
- Automatic earthing with pre-equipped bus bar.

### Equipped flat 19" copper panel with connectors in angle (connectors included, not mounted)

Description	Ref. No
Equipped flat panel with connectors in angle 1U with 24 RJ45 Cat 6 <sub>A</sub> STP	<b>VDIG328241BX0</b>

P133070




### Empty flat panel for S-One DPM connectors in angle, 1U 24 ports

- 1U height
- 24 RJ45 ports
- Allows high-density copper ports installation. Connectors are positioned in angle to guide the patch-cords to the vertical sides of the enclosure. The installation of copper ports is maximised as there is no need to consume rack units to mount horizontal guiding panels
- Recommended mounting with vertical side ring for vertical management of the patch-cords (reference VDIM189412)
- 1 Quick Fix function on both sides to allow a simple, quick fixing position
- Equipped with a label holder and a cable manager at the rear
- The cable manager can rotate and be removed to ease the accessibility
- Metal sheet: thickness 1.2 mm. Dark grey RAL 7016
- Plastic parts in PA66 GF20 and PC
- Simple clicking the connectors for mounting
- Automatic earthing with pre-equipped bus bar.

### Empty flat 19" copper panel for DPM connectors in angle (delivered without connectors)

Description	Ref. No
Empty flat panel for DPM connectors in angle 1U FTP/STP 24 ports	<b>VDIG321241B</b>

P133074





### Empty flat panel for S-110 connectors in angle, Cat 6, 1U 24 ports FTP


- Aesthetic, contemporary design
- Powder coated metal framework
- Universal colour-coding for T568A and T568B wiring scheme
- Removable rear cable management tray
- Compatible with standard 19" equipment frames
- IDC termination using a Actassi or other compatible tools
- Fully compliant to AS/NZS 3080: 2003, ISO/IEC 11801 Ed3.0 and ANSI/TIA/EIA-568-C series connecting hardware standards.



Description	Ref. No
Empty panel Category 6, FTP shielded 24-port, non-shutter, angled jack panel, unloaded	ACTPPAS24NS

### High density panel 48 ports 1U straight for S-110 RJ45

- Straight high density panel 1U 48 ports (without RJ45 jacks)
- Compatible with standard 19" equipment frames
- Compliant with standard 19" at 1U height
- Fully compliant to ISO/IEC 11801Ed 3.0 and ANSI/TIA/EIA-568-C series connecting hardware standards
- Compatible with unshielded Cat5e RJ45 S110 ACTASSI
- Compatible with unshielded Cat6 RJ45 S110 ACTASSI
- Compatible with specific Shielded Cat5e, Cat6 and Cat6A RJ45
- Earthing kit provided
- Simple clicking connectors for mounting
- Automatic earthing with the metallic RJ45 support for STP versions.
- Equipped with pre-printed labels
- Equipped with removable cable manager



Description	Ref. No
Patch Panel 48 ports 1U Straight unloaded	ACTPP48EMS

# Cable management and accessories

## S-One, S-One DPM and S-110



### Patch cord guiding panels

- Patch cord guiding panel
- 1U, 2U
- 1 Quick Fix function on both sides to allow a simple, quick fixing position
- 4 openable rings
- Patch cord holder integrated inside the ring for opened position.


Description	Ref. No
Patch cord guiding panel 1U with 4 openable rings	<b>VDIG188141</b>
Patch cord guiding panel 2U with 4 openable rings	<b>VDIG188142</b>



### Brush guiding panel

- Patch cord guiding panel
- 1U
- 1 Quick Fix function on both sides to allow a simple, quick fixing position.


Description	Ref. No
Patch cord brush guiding panel 1U	<b>VDIG188201</b>



### Side rings for vertical management

- Rings for vertical management of patch cords, in horizontal and vertical position
- Openable
- For racks 800 x 800 mm and 600 x 600 mm
- Can be fixed on each side of any Quick Fix system panel or guiding panel
- Large capacity up to 48 cords.

Description	Ref. No
Horizontal ring for vertical management of patch cords, 1U, for rack 800x800 mm	<b>VDIM189112</b>
Vertical ring for vertical management of patch cords, 2U, for rack 800x800 mm	<b>VDIM189412</b>
Ring for vertical management of patch cords, using self-grip strip, for rack 600x600 mm	<b>VDIM189111</b>



### Cable organizer

Description	Ref. No
Cable organizer for fixation of up to 24 cables inside the panel	<b>VDIM11U001</b>



### Label holders for data panels

Description	Ref. No
Transparent label holders pack of 4 pcs	<b>VDIM11U002</b>



### RJ45 Shutters

Description	Ref. No
Shutters, blue, pack of 24 pcs	<b>VDIM11U241</b>
Shutters, yellow, pack of 24 pcs	<b>VDIM11U242</b>
Shutters, green, pack of 24 pcs	<b>VDIM11U243</b>
Shutters, red, pack of 24 pcs	<b>VDIM11U244</b>
Shutters, grey, pack of 24 pcs	<b>VDIM11U246</b>




### Rack earthing kit

Description	Ref. No
Rack earthing kit, pack of 10 pcs	<b>VDIM48E011</b>

# Cable management and accessories

## S-One, S-One DPM and S-110

P110146




### Metal blank panel

- 1 Quick Fix function on both sides to allow a simple, quick fixing position.

Description	Ref. No
Blank panel 1U	VDIG188021

P110147



### Metal shelf

- 1 Quick Fix function on both sides to allow a simple, quick fixing position.

Description	Ref. No
Shelf 1U, depth 250 mm, for max weight 15 kg	VDIG188011

RJ18ECMFCC\_CabMnglPnl



### Metal management panel

- Cable management panel with metal fingers and metallic cover
- Metal base is powder coated to provide protection against scratches and rust
- A metallic cover provides security and aesthetics
- Available as a 1-rack unit (1U) item
- Available in graphite grey
- Compatible with standard 19" equipment racks.

Description	Ref. No
1U cable management panel	ACTRJ1UCMPM

RJ1UCMPC



### Management panel

- Rack mount clips eliminate the need for cage nuts and screws
- Reinforced cable management rings can accommodate up to 50 patch cords
- Cavities behind each ring provide additional space for cable slack
- Additional depth on cable rings ensures compliance with minimum bend radius requirements
- Compliments Actassi patch panel styling.

Description	Ref. No
1U, Actassi deep cable management panel	ACTRJ1UCMPC

RJ1UCMPS



1U, Actassi shallow cable management panel	ACTRJ1UCMPS
--	-------------

P110577



### Tool

- Punch Down Tool for LSA contacts, to use for Telecom panel cable connection.

Description	Ref. No
Punch down tool LSA Contacts	VDIB299001

P113144



### Others

Description	Ref. No
Ericsson rack panel mounting accessory	VDIM18W001

**19" power panel 16 A or 10 A/250 V**

- Profile: 1U height ALU Anodize
- Sockets: 2-pole with earthing contact 16 A or 10 A, 250 V AC, IP20,
- colour RAL 7016, plastic material: PA6 GF30
- 1 Quick Fix function on both sides to allow a simple, quick fixing position fitted with 3 m length power cord
- Supplied with personalized cable identification labels.

**Standard**

Description	Ref. No
Power panel 9 x French outlets according to NF C 61314	<b>VDIG161911</b>
Power panel 9 x Schuko outlets according to DIN 49 440	<b>VDIG161931</b>
Power panel 9 x Danish outlets according to DS/IEC 60884-1	<b>VDIG161941</b>
Power panel 9 x Danish outlets EDB according to DS/IEC 60884-1	<b>VDIG161951</b>

**With protected light switch**

Description	Ref. No
Power panel 8 x French outlets according to NF C 61314	<b>VDIG162711</b>
Power panel 8 x Schuko outlets according to DIN 49 440	<b>VDIG162731</b>
Power panel 8 x Danish outlets according to DS/IEC 60884-1	<b>VDIG162841</b>

**With protected light switch + overvoltage protection**

- Short circuit protection 6.5 kA
- Protection level Up 1.5 kV
- Optic signal for function (green)
- Optic signal for defect (orange).

Description	Ref. No
Power panel 7 x French outlets according to NF C 61314	<b>VDIG164711</b>
Power panel 7 x Schuko outlets according to DIN 49 440	<b>VDIG164731</b>
Power panel 7 x Danish outlets 10 A according to DS/IEC 60884-1	<b>VDIG164741</b>


P110140




P110679



P110678




P110139



P110680



P110677



P110141





P110676



P110675





		With circuit breaker/earth leakage 230 V AC, 16 A or 10 A, 30 mA	
		Description	Ref. No
P110142		Power panel 6 x French outlets according to NF C 61314	<b>VDIG163611</b>
P110674		Power panel 6 x Schuko outlets according to DIN 49 440	<b>VDIG163631</b>





1653301\_S1\_ISO-15.eps  
VDIM61212B  
VDIM61112B



3125901\_KS\_ISO-15.eps  
VDIM61712B



3593401\_ISO\_H1-15.eps  
VDIM650240

### Consolidation box for RJ45 and optic fibers

- Consolidation box for 12 RJ45 (without RJ45 jacks)
- One reference per RJ45 footprint: S-ONE, S-ONE DPM and Keystone.
- Compatible for Shielded and Unshielded RJ45
- Compatible for Cat 5e, Cat 6 and Cat 6<sub>A</sub> categories of RJ45
- Earthing kit provided
- Metal sheet: thickness 1.2 mm. Black color
- Plastic parts in PA66 GF20 or PA6
- Simple clicking connectors for mounting
- Automatic earthing with the pre-equipped bus bar for STP versions
- Size: height 22 mm, width 16 mm, length 36 mm
- Operational temperature range: -10°C to 60°C
- Delivered in carton box.

Description	Ref. No
<b>For S-ONE RJ45</b>	
Consolidation box 12 ports S-ONE STP unloaded	<b>VDIM61212B</b>
<b>For S-ONE DPM RJ45</b>	
Consolidation box 12 ports S-ONE DPM STP unloaded	<b>VDIM61112B</b>
<b>For S-110 Keystone RJ45</b>	
Consolidation box 12 ports Keystone STP unloaded	<b>VDIM61712B</b>
<b>For Fibre optic</b>	
Consolidation box 24 ports Fiber LC or SC Duplex unloaded	<b>VDIM650240</b>

### Field Termination plug RJ45

- Field termination plug RJ45 to make last meters links of cabling installation
- Shielded and Unshielded male plug RJ45 types
- Compatible for Cat 6 and Cat 6<sub>A</sub> categories of links
- Simple clicking connectors for mounting
- Size: height 22 mm, width 16 mm, length 36 mm
- Operational temperature range: -10°C to 60°C
- Delivered in individual plastic bag.



P148760.eps  
ACTPG6ATLU001



P148759.eps  
ACTPG6ATLS001



Description	Ref. No
<b>Unshielded solution</b>	
Field termination plug Cat 6 <sub>A</sub> UTP unshielded	<b>ACTPG6ATLU001</b>
<b>Shielded solution</b>	
Field termination plug Cat 6 <sub>A</sub> STP shielded	<b>ACTPG6ATLS001</b>



# 110 System & Voice distribution

APAC

110 wallmount block - Category 5e



The 110 wiring block is an extremely popular way of terminating cables for cross connecting data and voice. It is used in either a rack or wall mounted situation. The base block is where the riser/horizontal cable is terminated and a 110 connector is then placed over the terminated pairs. This now allows access for jumper wires or 110 patch cords to cross connect. The wall mount is available with or without legs to allow room behind the block for cable entry and to stand off from the wall.

The blocks are available in 50, 100 and 300-pair with legs. Blocks without legs are available in 50 and 100-pair configurations. The 110 connectors are available in 4 and 5-pair sizes. The termination of cable on 110 wiring blocks is achieved with the use of 110 tools. Use either the single contact tool or the speedy 5-pair termination tool. Both tools have a cut-off mechanism. Both can be used on the wiring block bases (for cable termination) as well as the top of the IDC contact block (for jumpering). The 5-pair tool can only be used to terminate on the wiring block and not to terminate jumpers on the 110 connector.


### Product features

- Popular 110 connector technology
- Available with or without legs for the block base
- Speedy 5-pair punch down block base saving installation time and cost
- Suitable for jumper wire or patch cords
- 4 and 5-pair 110 connectors available.

### Customer benefits

- More cost-effective solution than RJ45 patching solutions
- Supports Category 5e performance
- Wire management available for jumpers and patch cords to prevent accidental disconnection
- Label holder and label for easy circuit identification
- 1,2 and 4-pair patch cords available for data, fax and voice applications.

ACTC5E110WMN50\_1pPmain\_00A19



ACTC5E110WMN50K

Description	Ref. No
4 and 5-pair connector kit (for 100-pair) (20xC4 + 4xC5)	<b>ACTC5E110BL45P</b>
110 Kit, 50-pair base and 10xC4 + 2xC5 connector, without legs	<b>ACTC5E110WMN50K</b>
100-pair, 19" rack mount	<b>ACTC5E110RM100P</b>

Please add "A" for T568A wiring and "B" for T568B wiring at the back of the part number during ordering.



# 110 System & Voice distribution

## APAC

### 110 wallmount block - Category 6

The Cat 6 110 wiring block is a popular way of terminating cables for cross connecting data and voice. It is used in either a rack or wall mounted situation. The base block is where the riser/horizontal cable is terminated and a 110 connector is then placed over the terminated pairs. This now allows access for jumper wires or 110 patch cords to cross connect.

The wall-mount blocks are available in 48, 96 and 288-pair with legs; rack mounted blocks is supplied with back panel (1U~3U) available in 96, 192 and 288-pair.

The 110 connectors is available in 4-pair size. The termination of cable on 110 wiring blocks is achieved with the use of speedy 4-pair termination tool. The 4-pair tool can only be used to terminate on the wiring block and not to terminate jumpers on the 110 connector.


#### Product features

- Popular 110 connector technology meets TIA/EIA 568B 2.1 Cat 6 connecting hardware standards
- Both available in wall-mount and rack-mount types
- Speedy 4-pair punch down block base saving installation time and cost.

#### Customer benefits

- More cost-effective solution than RJ45 patching solutions
- Supports Category 6 performance
- Wire management available for jumpers and patch cords to prevent accidental disconnection
- Label holder and label for easy circuit identification.

110 Block Solution - Connector Blocks2



Wall-Mount Blocks

Description	Ref. No
Cat 6 110 block 48-pair with legs	<b>ACTC6110WMW48</b>
Cat 6 110 block 96-pair with legs	<b>ACTC6110WMW96</b>
Cat 6 110 block 288-pair with legs	<b>ACTC6110WMW288</b>
Rack mount Cat 6 110 block 96-pair, 1U	<b>ACTC6110RM96P</b>
Cat 6 110 IDC 4-pair	<b>ACTC6110BL4P</b>







P11164-ayou8974.eps

# Actassi Fibre solution

The New Product Regulation CPR is made to increase **security** for **people** and **assets** inside buildings.  
It concerns the fire performances of **Fibre Optic** and **Copper cables** permanently installed in buildings.  
See CPR presentation page 58

<b>Connectors</b> .....	<b>120</b>
EMEAS .....	120
APAC .....	124
<b>Cables</b> .....	<b>125</b>
EMEAS .....	127
APAC .....	131
<b>Pre-terminated solution</b> .....	<b>137</b>
EMEAS .....	138
APAC .....	144
<b>Patch cords</b> .....	<b>151</b>
HD LC fibre patch cords .....	151
LC fibre patch cords .....	153
SC fibre patch cords .....	154
SC-LC fibre patch cords .....	155
<b>Pigtails</b> .....	<b>156</b>
LC fibre pigtails .....	156
SC fibre pigtails .....	157
<b>Panels</b> .....	<b>158</b>
HD panels .....	163
<b>Consolidation box: refer to page</b> .....	<b>106</b>
<b>Adaptors</b> .....	<b>166</b>
EMEAS .....	166
APAC .....	167
<b>Power panels: refer to page</b> .....	<b>104</b>



# Actassi fibre optic cables

## Part of a total solution

Actassi Fibre LAN cables are an important part of our total Network Connectivity solution that also includes panels, enclosures, connectors etc. All Network Connectivity products are specially designed to work perfectly together with complementary Schneider Electric products like trunking, poles, boxes and wiring devices in order to deliver true and seamless end-to-end connectivity.



The Fibre LAN offer covers needs for all kinds of LAN installations:

Campus (between buildings), Building backbones (between technical rooms) and Distribution (from technical rooms to workstations).

### Actassi network connectivity

- 1 Enclosures
- 2 Panels for data, fibre optic and telecom
- 3 Fibre LAN backbone cables
- 4 Copper LAN and Fibre LAN distribution cables
- 5 Fibre LAN campus cables
- 6 Fibre data sockets in trunking
- 7 Fibre data sockets in posts
- 8 Fibre data sockets in floor boxes



# A complete product portfolio for LAN installations

The Fibre LAN range offers a complete product portfolio for LAN installations. Providing the best support for high-speed data networks the fibre LAN range complements our Copper LAN offer. Optic cables, patchcords, connectors, tools and accessories are part of the Fibre LAN offer.




3

The Actassi 19" fibre optic panel is one of the most installation and user-friendly panels on the market. Quick-fix, sliding function, integrated guiding panel, excellent protection and clear marking, coiling wheels and much more.

## Fibre optic technology offers several advantages



- Very high data rates
- Flexible, reliable net works
- Very low & constant attenuation
- Long distances (up to 40 km)
- No EMC rules
- No grounding issue
- Immune to crosstalks
- Safety in sensitive environments (no spark)
- Confidentiality
- No corrosion
- Simplified field testing
- High port density



# Fibre optic performances

Actassi Fibre LAN is a reliable and robust solution for high-speed data networks. The range includes both OM1, OM2 and OM3, but also OM4. OM5 and OS2 following the latest standards.

## Fibre LAN performances in brief

- Supports all kinds of network applications like 10 Gigabit/s Ethernet, Gigabit/s Ethernet, FastEthernet, Ethernet.
- Guarantees the compatibility with LAN active components.
- Compliant with international LAN optic transmission standards
- Available in multimode and single-mode, adapted to all LAN active equipments using LED, VCSEL and LASER technologies.

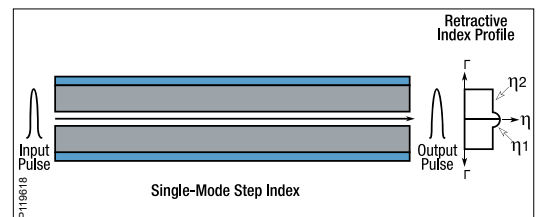
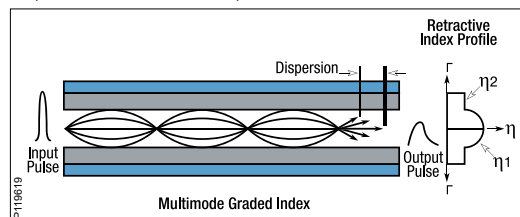
## Two types of fibres: Multimode and Single-mode

### Multimode (OM1, OM2, OM3, OM4, OM5)

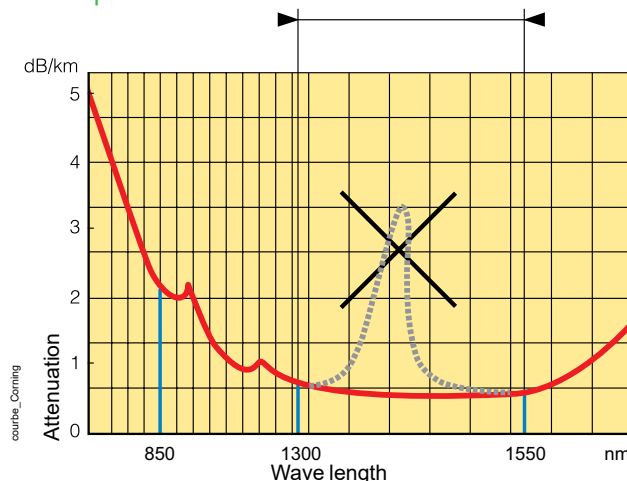
- 4 ranges of multimode optic fibres performances: OM1 62.5/125, OM2 50/125, OM3 50/125, OM4 50/125 and OM5 50/125. Meeting the markets needs up to 10 Gigabit/s.
- OM4 50/125 performance. Meeting the markets needs for speeds beyond 40 Gigabit/s and 100 Gigabit/s.
- OM5 is a new type of multimode fiber supporting four wavelengths (850-950 nm), supporting Shortwave Wavelength Division Multiplexing (SWDM) applications with longer reach.
- High bandwidth. Optimized to increase the maximum optic link distance at both operating wavelengths (850 nm and 1300 nm).
- Low attenuation. Optimized to decrease the signal attenuation at both operating wavelengths (850 nm and 1300 nm).

### Single-mode (OS1/OS2)

- Single-mode optic fibres performances: OS1/OS2 9/125. Meeting the markets needs for all single-mode applications.
- Low Water Peak and PMD. Optimized to decrease the signal attenuation between 1260 to 1625 nm allowing for multiplexing (modern optical transmission technologies like DWDM).

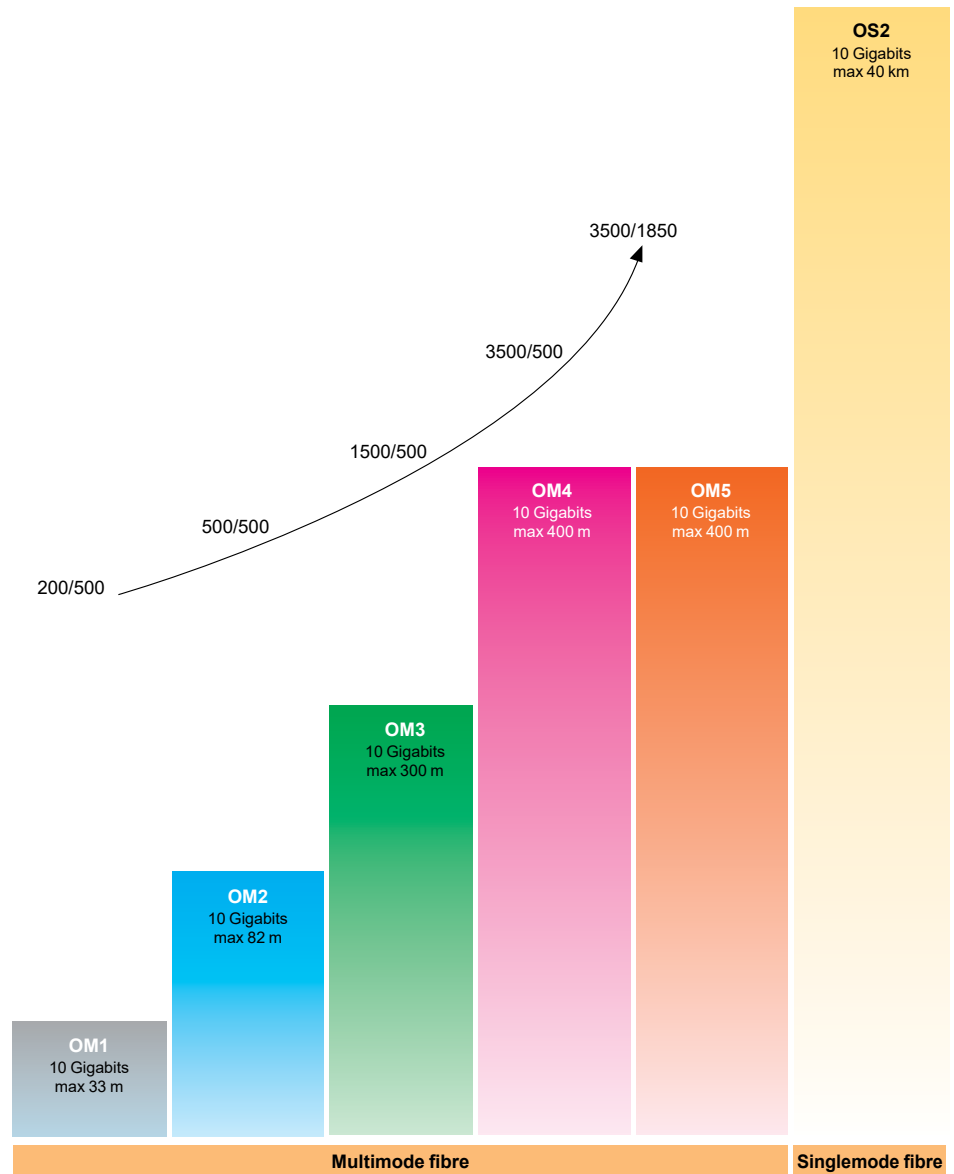


### Full Spectrum Fibre





Supports all kinds of network applications



Applications	Wavelength	Multimode fibre					Singlemode fibre
		OM1 62.5/125 µm	OM2 50/125 µm	OM3 50/125 µm	OM4 50/125 µm	OM5 50/125 µm	OS2 9/125 µm
<b>Overfilled Bandwidth (MHz.km)</b>	850/1300 nm	200/500	500/500	1500/500	3500/500	3500/1850	-
<b>100 Gbit/s (100GBASE-SR10)</b>	850 nm	-	-	100 m	150 m	150 m	-
<b>100 Gbit/s (100GBASE-SR4)</b>	850 nm	-	-	70 m	100 m	100 m	-
<b>100 Gbit/s SWDM4</b>	-	-	-	75 m	100 m	150 m	-
<b>100 Gbit/s (100GBASE-LR4/ER4)</b>	1310/1550 nm	-	-	-	-	-	10 km/40 km
<b>40 Gbit/s (40GBASE-SR4)</b>	850 nm	-	-	100 m	150 m	150 m	-
<b>40 Gbit/s SWDM4</b>	-	-	-	240 m	350 m	440 m	-
<b>40 Gbit/s (40GBASE-LR4/ER4)</b>	1310/1550 nm	-	-	-	-	-	10 km/40 km
<b>25 Gbit/s (25GBASE-SR)</b>	850 nm	-	-	70 m	100 m	100 m	-
<b>25 Gbit/s (25GBASE-LR/ER)</b>	1310/1550 nm	-	-	-	-	-	10 km/40 km
<b>10 Gbit/s (10GBASE-SR)</b>	850 nm	33 m	82 m	300 m	400 m	400 m	-
<b>10 Gbit/s (10GBASE-LR/ER)</b>	1310/1550 nm	-	-	-	-	-	10 km/40 km
<b>1 Gbit/s (1000BASE-SX)</b>	850 nm	275 m	550 m	1 km	-	-	-
<b>1 Gbit/s (1000BASE-LX)</b>	1300 nm	550 m	550 m	550 m	-	-	5 km









# Actassi fibre optic connectors and pigtails







Wide range of fibre optic connectors, pigtails and accessories to support all the needs required for connecting fibre to fibre, and fibre to connector inside optic patch panels and/or at workstation.

## Performances


SC connectors	LC connectors	ST connectors
Compliant with TIA/EIA 604-3 and IEC 61754-4 Ed. 2	Compliant with TIA/EIA 604-10A and IEC 61754-20 Ed. 2	Compliant with TIA/EIA 604-2 and IEC 61754-2

## Choice guide

Type of products	Prefered connection	Ferrule type	Recommended application	Installation time	Required skills and equipment
Unicam connectors	Connector to Tight buffered cable	Ceramic	Field installable No Epoxy No Polish	 1 minute	 Toolkit
Cold cured/ Heat cured connectors	Connector to Tight buffered and Loose Tube cables	Ceramic	Field installable Epoxy and Polish required	 4 minutes	 Know how + Toolkit + Oven if heat cured
Pigtails	Loose tube fibre to Loose tube fibre	Ceramic	Field installable Splicing equipment	 3 minutes	 Know how + splicing equipment"
Camsplice	Loose tube fibre to Loose tube fibre	Ceramic	Emergency restoration	 3 minutes	 Toolkit

 Minimum installation time  
 Medium installation time  
 Maximum installation time  
 Minimum skills and equipment  
 Medium skills and equipment  
 Maximum skills and equipment





PI 350091

3

# Actassi fibre optic solutions

Network Connectivity solutions are key in your data centre to answer your environment constraints. Indeed you have to deal space optimization, MACs, high bandwidth requirements for your active and passive components, security, and CAPEX reduction. In that direction, from Standard Building to Data centre applications, Schneider Electric introduces complete Fibre Optic solutions to cover your needs at all levels.



Schneider Electric introduces complete Fibre Optic solutions to cover your needs at all levels.

## Data centre environment evolution and key trends are driving the market

### Cloud Computing trends with a significant increase of Big Data volume for the next years

- High bandwidth requirements for computing and core networking applications is growing steadily towards from 10 G to 40 and 100 Gbits
- Higher reliability and security needs: in data centre system downtime cannot be accepted and has to be 100 % under control not to happen

### Consolidation, automatization, virtualization of data centres

- Effective optimization of data centre space
- Effective cable management: Slack management is very important as well as ease airflow to relieve congestion in pathways and spaces
- Capacity planning, Infrastructure management improvements
- Rapid moves, adds and changes (MACs) need to be facilitated

### Externalisation with the increase of colocation data centres types

- CAPEX and OPEX reduction Energy

# Actassi seamless end-to-end network connectivity




Actassi is a global and scalable network connectivity infrastructure solution for buildings and data centres. It's easy to install, easy to operate and is certified by a third-party independent laboratory at the highest Cat 6<sub>A</sub> international standards.

## Actassi Standard offer



A complete range of RJ45 connectors, 19" panels, cables and enclosures.

## Actassi Specific Data Centre offer




19" flat high-density panels and an innovative overhead patching frame.

## Actassi FL-MLink Pre-terminated solution



Pre-terminated fibre optical offer including panels, cassettes and links.

## Actassi 19-HD Fibre Panel



One panel for 2 solutions, accepts pre-terminated cassettes and optional splice trays for fusion splicing.

# Actassi fibre optic solutions for all your needs

Actassi 19-C Basic fibre panel



Medium & small buildings

Actassi 19-C Standard panel



Standard & high productivity buildings

Actassi 19-HD Fibre panel



High productivity, buiding, small data centres

Actassi FL-MLink Pre-terminated solution



Large buildings, small & medium data centres

	From 1 to 5 racks 10 G ready	From 1 to 5 racks 10 G ready	From 1 to 10 racks 10 G ready	From 5 to 100 racks 10 G, 40 G, 100 G ready
<b>Data centre type</b>	Small server rooms, Network closet	Small server rooms, Network closet	Server rooms, Network closet, Enterprise, Corporate	Finance, IT, Enterprise Corporate, Colocation, Public sectors
<b>Performance</b>	OM3 / OM4 / OS2			
<b>Density Fibre capacity</b>	19-C -> 48 fibres in 1U	19-C -> 48 fibres in 1U	HD -> 72 fibres in 1U HD -> 288 fibres in 4U	Classic -> 96 fibres in 1U MTP -> 576 fibres in 1U
<b>Connectivity type</b>	LC / SC	LC / SC / ST	LC / SC	MTP - 12 or 24 fibres
<b>Key features</b>	<ul style="list-style-type: none"> <li>Simple sliding fibre optic panel</li> <li>Basic fibre cabling</li> <li>Direct termination or fusion splice</li> </ul>	<ul style="list-style-type: none"> <li>Standard sliding fibre optic panel</li> <li>Standard fibre cabling</li> <li>Direct termination or fusion splice</li> </ul>	<b>High density, space optimization</b> <ul style="list-style-type: none"> <li>Standard sliding fibre optic panel</li> <li>Standard fibre cabling</li> <li>Direct termination or fusion splice</li> </ul>	<b>High density plus</b> <ul style="list-style-type: none"> <li>19" panels and pre-connectorized cassettes/links</li> <li>Bend insensitive fibre</li> <li>Options of polarity (straight through, reverse, pair flipped)</li> <li>Secured delivery time for projects</li> <li>x3 faster compared to standard installation</li> <li>Project mode</li> </ul>

3





# Connectors

## EMEAS

### Unicam

#### FL-C Fibre optic Unicam connectors

##### Specifications

- Unicam optic connectors suitable for quick and easy direct termination with tight buffered fibre optic cables inside optic patchpanels and/or at workstation:
  - less than 1 minute to connect a Unicam to a tight buffered fibre
  - does not require polishing unlike other no epoxy connectors. Controlled endface processing is part of the factory process
  - zirconia ceramic material ferrules
  - colored housings and boots to identify quickly performances of connectors:
    - OM1: beige housing / Beige boot, OM2: black or beige housing / Black boot, OM3/OM4: black housing / Aqua boot, OS2: blue housing / Blue boot
- The Unicam connector can best be described as a mini pigtail. It incorporates a factory installable fibre stub that is fully bonded into the ferrule. The other end of the fibre is precisely cleaved and placed into the patented alignment mechanism of our mechanical splice. Both the field fibre and fibre stub are fully protected from environmental factors.

##### Performances

- SC connectors compliant with TIA/EIA 604-3 and IEC 61754-4 Ed. 2
- LC connectors compliant with TIA/EIA 604-10A and IEC 61754-20 Ed. 2
- ST connectors compliant with TIA/EIA 604-2 and IEC 61754-2.

#### Unicam multimode connectors

Type	Qty/pack	Ref. No
Unicam connector OM1 62.5/125 SC	1	VDIB502101U
Unicam connector OM1 62.5/125 ST	1	VDIB501101U
Unicam connector OM1 62.5/125 LC	1	VDIB504101U
Unicam connector OM2 50/125 SC	1	VDIB502201U
Unicam connector OM2 50/125 ST	1	VDIB501201U
Unicam connector OM2 50/125 LC	1	VDIB504201U
Unicam connector OM3/OM4 50/125 SC	1	VDIB502301U
Unicam connector OM3/OM4 50/125 LC	1	VDIB504301U


P67232



P133702



P67235



P67217



P67223



P133691







# Connectors


EMEAS

Unicam

P133888



P134791



VDIB699100



P134696



### Unicam singlemode connectors

Type	Qty/pack	Ref. No
Unicam connector OS2 9/125 SC	1	VDIB502501U
Unicam connector OS2 9/125 LC	1	VDIB504501U

### FL-C Fibre optic Unicam toolkits and accessories

#### Unicam toolkits and accessories

Type	Ref. No
Cleaver	VDIB699100
Visual Fault Locator VFL	VDIB699005U
Toolkit Unicam High Performance	VDIB699006U





# Connectors

## EMEAS

### Camsplice

#### FL-C Fibre optic Camsplice solution

##### Specifications

- Camsplice solution suitable for emergency restoration of the connection between 2 fibres (Multimode or Singlemode):
  - less than 2 minutes to connect fibres through Camsplice connector
  - completed splices fit into the Actassi optic cassette thanks to the fixation spreader for Camsplice
  - does not require adhesive or epoxy
  - minimal training and few accessories to assemble.
- The Camsplice connector incorporates a unique fibre alignment mechanism that self-centers the fibres and provides accurate alignment.

#### Camsplice

Type	Ref. No
Camsplice connector	VDIB699021M
Toolkit Camsplice	VDIB699022M
Camsplice Tool	VDIB699023M
Fixation spreader for 5 Camsplice connectors	VDIM15C201
Heat Shrink protective devices for fusion splice	VDIF090401
Fusion splice holder	VDIF090301

ODAVDIM15C201 ODAVDIB699023M ODAVDIB699021M



ODAVDIF090401



ODAVDIF090301

#### Other Solutions

Fibre spreaders: Helps transforming a loose tube fibre structure at 250 µm into a tight buffer structure at 900 µm in case of connection needed


##### Specifications

- Capacity: 6 or 12 optical fibres in loose tube.
- For cable tubes with 2.4 mm and 3 mm diameters.
- 900 µm optical fibre sheath.
- Sheath length: 0.6 m.
- Fibre diameter accepted: 250 µm.


#### Fibre spreaders

Type	Ref. No
6 FO spreader	VDIF090501
12 FO spreader	VDIF090502

ODAVDIF090501



ODAVDIF090502





# Connectors

## EMEAS

### Cold cured and Heat cured

#### FL-C Fibre optic Cold cured and Heat cured connectors

- Cold cured optic connectors combining the quick-cure convenience of anaerobic adhesive with the performances of epoxy and polish connectors for installations inside optic patchpanels and/or at workstation
- requires less than 4 minutes to assemble and polish the connector
- does not require electrical power to install
- hand polish
- The anaerobic adhesive uses a two-part epoxy process. The adhesive is first injected into the connector ferrule. The fibre is dipped into the primer and inserted into the connector. Curing takes one minute without the use of lamp or oven. Then the fibre of the connector requires manual polishing through different grades of sand papers.
- Heat cured connectors can be used according to installations standards of cold cured connectors.

#### Cold cured connectors

- Connectors delivered with boots for 900 µm, 2 and 3 mm jacketed cables, crimp rings for 2 and 3 mm jacketed cables (and 1.6 mm for LC version)
- Color coding for easy identification of performances (both black and aqua boots for Multimode, blue boot for singlemode)
- Zirconia ceramic material ferrules.

#### Heat cured connectors

- Connectors delivered with boot for 900 µm cables (beige boot for Multimode, blue boot for singlemode)
- Zirconia ceramic material ferrules.

#### Performances

- SC connectors compliant with TIA/EIA 604-3 and IEC 61754-4 Ed. 2
- LC connectors compliant with TIA/EIA 604-10A and IEC 61754-20 Ed. 2
- ST connectors compliant with TIA/EIA 604-2 and IEC 61754-2.

#### Connectors multimode


Type	Qty/pack	Ref. No
Cold cured Connector MM 50/125 SC	1	VDIB502201C
Cold cured Connector MM 50/125 ST	1	VDIB501201C
Cold cured Connector MM 50/125 LC	1	VDIB504201C
Heat cured Connector MM 50/125 SC	100	VDIB502201H
Heat cured Connector MM 50/125 LC	100	VDIB504201H

#### Connectors singlemode

Type	Qty/pack	Ref. No
Cold cured Connector SM 9/125 SC	1	VDIB502501C
Cold cured Connector SM 9/125 LC	1	VDIB504501C
Heat cured Connector SM 9/125 SC	100	VDIB502501H

#### FL-C Fibre optic accessory

Accessory	Ref. No
Cleaver	VDIB699100





Schneider Electric offers the customer access to the most popular connector and adaptor types including the new Actassi connector. The Actassi fibre optic connectors and Adaptors are superior products delivering the best networking performance when used in conjunction with Actassi fibre optic products.

### Specifications

- Optic pigtails suitable for splices terminaion with fibre optic cables inside optic patchpanels and/or at workstation:
  - zirconia ceramic material ferrules
  - colored housing to identify quickly performances of the connectors.

### Performances

- SC connectors compliant with TIA/EIA 604-3 and IEC 61754-4 Ed.2
- LC connectors compliant with TIA/EIA 604-10A and IEC 61754-20 Ed.2
- ST connectors compliant with TIA/EIA 604-2 and IEC 61754-2
- MTRJ connectors compliant with TIA/EIA 604-12 and IEC 61754-18.

TFCS3M3\_ST\_con



ACTFCSCSM3

TFMTRJMM2\_MTRJ\_Con



ACTFCMTRJMM2

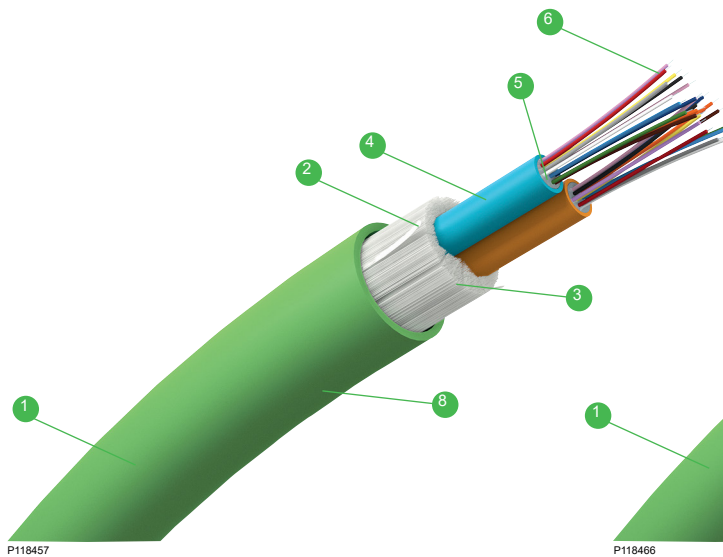
Description	Ref. No
<b>SC connectors</b>	
SC connector, single-mode, 3.0 mm	<b>ACTFCSCSM3</b>
SC connector, single-mode, 0.9 mm	<b>ACTFCSCSM9</b>
<b>LC connectors</b>	
LC connector, single-mode, 1.6 mm	<b>ACTFCLCSM1</b>
LC connector, single-mode, 3.0 mm	<b>ACTFCLCSM3</b>



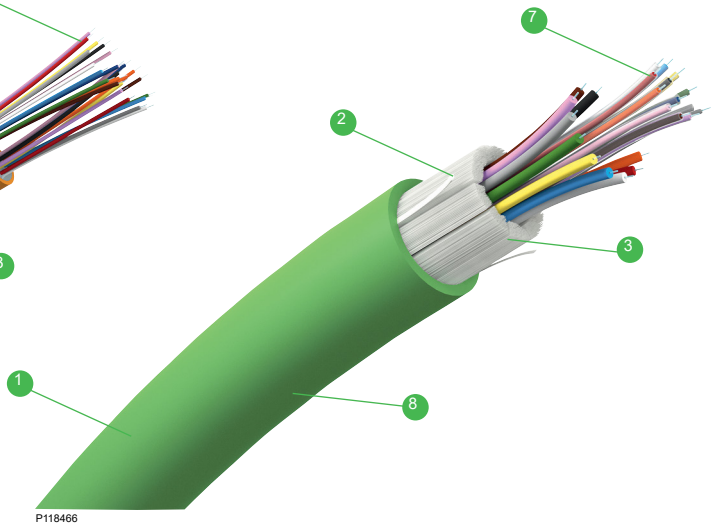
# Actassi fibre optic cables

Actassi Fibre LAN range is adapted to the familiar ways of installing optic connectors and pigtails (SC, LC, ST). The range is available under 2 different structures: tight buffered and Loose tube to be used for direct connector termination and for splicing respectively. Both structures are suitable for indoor and specific outdoor installations.

## Loose tube



## Tight buffered



### 1 Robust sheath

#### Tensile strength

Reinforces the tensile strength of the cable.

#### Robustness

High maximum pulling force and crush resistance of the cable during installation.

#### UV resistance

Resistance to UV degregation.

#### Colours

Distinct colours to identify strategic cables and prevent mistakenly cutting the cable.

### 2 Water swellable elements

Provide a protective barrier against longitudinally water ingress while guaranteeing cable performance.

### 3 100 % glass yarns

Reinforcing the tensile strength of the cable. Acting as rodent retardant.

### 4 Innovative design

Innovative design of dual loose tube structure to help simplify the installation.

### 5 Gel

Provides a protective barrier against longitudinal water ingress while guaranteeing cable performance.

### Coating

6 250 µm coating

7 900 µm coating

### 8 Compact for improved bending radius

The compact design of the cables gives several benefits:

- Reduced bending radius: 10 x diameter (static) and 20 x diameter (dynamic)
- Reduced diameter and increased installation space.

### Packaging

Packaging adapted to our customers requests (convenient small sized drums or cut to length).



### Colour code

Fibre no.1 to no.12 according to the following colours.

1	Blue	
2	Orange	
3	Green	
4	Brown	
5	Grey	
6	White	
7	Red	
8	Black	
9	Yellow	
10	Violet	
11	Rose	
12	Aqua	

Fibre no.13 to no.24: idem + transparent



# Environment-friendly



## LSZH

LSZH (Low Smoke Zero Halogen) sheath according to test methods IEC 61034 (smoke density), IEC 60754-1 (gas toxicity), IEC 60754-2 (gas corrosiveness).

## Flame retardant

Flame retardant (self extinguishing) according to IEC 60332-1.

## Fire retardant

Fire retardant (no fire propagation along the cable) according to IEC 60332-3C.




## RoHS and REACH

RoHS compliance according to UE directive.  
REACH compliance.  
PeP available for the range.

# Cables

## EMEAS

### Range Loose tube



#### FL-C Loose tube Fibre optic cables

##### Specifications

- Compact and universal cables suitable for indoor and specific outdoor installations:
  - low Smoke Zero Halogen (LSZH) green coloured external sheath
  - UV resistant
  - dielectric
  - high tensile strength
  - rodent retardant
  - longitudinally watertight
- Loose tube gel-filled cable construction with 250 µm coating available in unitube structure for 4, 6, 8 and 12 fibres and bitube structure for 24 fibres
- Flame retardant according to IEC 60 332-1, EN 50 265 2.1, NF C 32 070 2.1 (Category C2),
- Euroclass D<sub>CA</sub> s<sub>2</sub> d<sub>2</sub> a<sub>2</sub>.

##### Performances

- OM3 50/125 compliant with ITU G.651, IEC 60793-2-10 Type A1a.2 and ISO/IEC 11801 Ed3.0 OM3
- OM4 50/125 compliant with IEC 60793-2-10 Type A1a.3, ISO/IEC 11801 Ed3.0 OM4
- OS1/OS2 9/125 compliant with ITU G.652.D, IEC 60793-2-50 Type B1.3, ISO/IEC 11801 Ed3.0 OS2
- Cable mechanical characteristics tested according to IEC 60794-1.

##### Use

- High data rate fibre optic backbones for building and campus
- Suitable for splicing termination: installation with pigtailed by fusion or mechanical splices.



# Cables

## EMEAS

### Range Loose tube


P118459  
P120001



P118455  
P120003



P118457  
P120004



#### OM3 50/125 µm

Type	Length	Ref. No
Optic cable Indoor/outdoor OM2 50/125 µm multimode fibres, green overall jacket.		
OM3 50/125, Loose tube, 6 fibres	2100 m	VDICD52306L
	Cut to length	VDICD52306LM
OM3 50/125, Loose tube, 12 fibres	2100 m	VDICD52312L
	Cut to length	VDICD52312LM
OM3 50/125, Loose tube, 24 fibres	2100 m	VDICD52324L
	Cut to length	VDICD52324LM

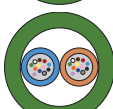

P118459  
P120001



P118455  
P120003



P118457  
P120004



#### OM4 50/125 µm

Type	Length	Ref. No
Optic cable indoor/outdoor, OM4 50/125 µm multimode fibres, green overall jacket.		
OM4 50/125, Loose tube, 6 fibres	2100 m	VDICD52406L
	Cut to length	VDICD52406LM
OM4 50/125, Loose tube, 12 fibres	2100 m	VDICD52412L
	Cut to length	VDICD52412LM
OM4 50/125, Loose tube, 24 fibres	2100 m	VDICD52424L
	Cut to length	VDICD52424LM

P118460  
P120000



P118459  
P120001



P118458  
P120002



P118455  
P120003



P118457  
P120004



#### OS1/OS2 9/125 µm

Type	Length	Ref. No
Optic cable indoor/outdoor, OS1/OS2 9/125 µm single-mode fibres, green overall jacket.		
OS1/OS2 9/125, Loose tube, 4 fibres	2100 m	VDICD52504L
	Cut to length	VDICD52504LM
OS1/OS2 9/125, Loose tube, 6 fibres	2100 m	VDICD52506L
	Cut to length	VDICD52506LM
OS1/OS2 9/125, Loose tube, 8 fibres	2100 m	VDICD52508L
	Cut to length	VDICD52508LM
OS1/OS2 9/125, Loose tube, 12 fibres	2100 m	VDICD52512L
	Cut to length	VDICD52512LM
OS1/OS2 9/125, Loose tube, 24 fibres	2100 m	VDICD52524L
	Cut to length	VDICD52524LM




# Cables

## EMEAS

### Range Tight buffered

P1184465



#### FL-C Tight buffered Fibre optic cables

##### Specifications

- Compact and universal cables suitable for indoor and specific outdoor installations:
- low Smoke Zero Halogen (LSZH) green coloured external sheath
- UV resistant
- dielectric
- high tensile strength
- rodent retardant
- longitudinally watertight
- Tight buffered gel-free cable construction with 900 µm coating
- Flame retardant according to IEC 60 332-1, EN 50 265 2.1, NF C 32 070 2.1 (Category C2). Fire retardant according to IEC 60 332-3 C, EN 50 266, NF C 32 070 2.2 (Category C1),
- Euroclass D<sub>CA</sub> s<sub>2</sub> d<sub>2</sub> a<sub>2</sub>.

##### Performances

- OM3 50/125 compliant with ITU G.651, IEC 60793-2-10 Type A1a.2 and ISO/IEC 11801 Ed3.0 OM3
- OM4 50/125 compliant with IEC 60793-2-10 Type A1a.3, ISO/IEC 11801 Ed3.0 OM4
- OS1/OS2 9/125 compliant with ITU G.652.D, IEC 60793-2-50 Type B1.3, ISO/IEC 11801 Ed3.0 OS2
- Cable mechanical characteristics tested according to IEC 60794-1.

##### Use







- High data rate fibre optic backbones for building and campus
- Horizontal cable (FTTD Fibre to the desk) with the 2 fibres
- Suitable for direct termination: installation with connectors (prefibred, cold-cured and/or heat-cured types).



# Cables

## EMEAS

### Range Tight buffered

		OM3 50/125 µm		
		Type	Length	Ref. No
P118461 P120010  P118463 P120006  P118465 P120008  P118466 P120009	 	Optic cable Indoor/outdoor OM2 50/125 µm multimode fibres, green overall jacket.		
		OM3 50/125, Tight buffered, 2 fibres	2100 m	VDICD52302T
			Cut to length	VDICD52302TM
		OM3 50/125, Tight buffered, 6 fibres	2100 m	VDICD52306T
	Cut to length	VDICD52306TM		
	OM3 50/125, Tight buffered, 12 fibres	2100 m	VDICD52312T	
	Cut to length	VDICD52312TM		
	OM3 50/125, Tight buffered, 24 fibres	2100 m	VDICD52324T	
	Cut to length	VDICD52324TM		
		OM4 50/125 µm		
		Type	Length	Ref. No
P118463 P120006  P118465 P120008  P118466 P120009	 	Optic cable indoor/outdoor, OM4 50/125 µm multimode fibres, green overall jacket.		
		OM4 50/125, Tight buffered, 6 fibres	2100 m	VDICD52406T
			Cut to length	VDICD52406TM
		OM4 50/125, Tight buffered, 12 fibres	2100 m	VDICD52412T
	Cut to length	VDICD52412TM		
	OM4 50/125, Tight buffered, 24 fibres	2100 m	VDICD52424T	
	Cut to length	VDICD52424TM		
		OS1/OS2 9/125 µm		
		Type	Length	Ref. No
P118463 P120006  P118465 P120008  P118466 P120009	 	Optic cable indoor/outdoor, OS1/OS2 9/125 µm single-mode fibres, green overall jacket.		
		OS1/OS2 9/125, Tight buffered, 6 fibres	2100 m	VDICD52506T
			Cut to length	VDICD52506TM
		OS1/OS2 9/125, Tight buffered, 12 fibres	2100 m	VDICD52512T
	Cut to length	VDICD52512TM		
	OS1/OS2 9/125, Tight buffered, 24 fibres	2100 m	VDICD52524T	
	Cut to length	VDICD52524TM		



# Cables

## APAC

### Indoor building cables, LSZH

#### Indoor duct cables

The Actassi indoor building cable is designed to provide superior optical performance. These flexible, flame retardant cables are for use indoors. All cables use high quality single-mode or multi-mode fibres. Each fibre is coated to 900 microns with durable, protective material. buffers are colour-coded. The buffered fibres are surrounded by aramid yarns for strength, and are covered with Low Smoke Zero Halogen (LSZH) sheath to meet tough emission control.

#### Product features

- High quality and compact design
- Small diameter and bend radius
- Compliant with Bellcore GR-409-core and ANSI/TIA/EIA-568C, ISO/IEC 11801 standards.

#### Customer benefits

- Easy to terminate
- Easy installation in space constrained area.

#### General specifications

##### Fibre selections

Single-mode	OS2, BISMF (bend-insensitive G.657A2)
Multi-mode	OM1, OM2, OM3, OM4

##### Cable sheath colours

Single-mode	Yellow
Multi-mode	Orange (OM1, OM2) Aqua (OM3, OM4)

#### Description

Description	Ref. No
Indoor building, xx-core, 9/125 µm single-mode OS2, LSZH	<b>ACTNDxxSM9LS</b>
Indoor building, xx-core, 50/125 µm multi-mode OM3, LSZH	<b>ACTNDTGxxMMLS</b>
Indoor building, xx-core, 50/125 µm multi-mode OM4, LSZH	<b>ACTNDxxMM5XLS</b>

Where **xx** denotes fibre counts (e.g. 02/04/06/08/12/16/24/48).

TBO4SM9FC\_TightBendBildg



ACTNDTB04SM9FR





# Cables

## APAC

### Indoor/outdoor LSZH duct cables

The Actassi indoor/outdoor LSZH cable is a Low Smoke Zero Halogen (LSZH) cable that provides excellent anti-flame performance. The need for splicing between indoor and outdoor cables can be eliminated. The tubes are surrounded by aramid yarns and are covered by a low smoke, flame-retardant jacket for protection. A direct outdoor to indoor transition can be completed with this single cable.

The indoor/outdoor LSZH cable passed the following tests:

- IEC 754 part 3, acidity/corrosively based on pH and conductivity measurements
- IEC 332 part 3, flammability and fire retardant
- NES 713, toxicity index
- IEC 1034, smoke emissions.

#### Product features

- Complies with ANSI/TIA/EIA-568-C, ISO/IEC11801 standards
- All dielectric self-supporting fibre
- Filled with water-resistant filling compound
- LSZH or PE rated.

#### Customer benefits

- Supports 100 Gigabit ethernet application
- Suitable for indoor/outdoor or inter/intra building backbones installation
- Water-blocking
- Excellent anti-flame performance.

DD06SM1LSZH\_IndoorLSZHBig2



ACTNUD04MM5LS

Description	Ref. No
Indoor/outdoor, xx-core, 50/125 µm multi-module OM3, LSZH	<b>ACTNUDxxMM5TLS</b>
Indoor/outdoor, xx-core, 50/125 µm multi-module OM4, LSZH	<b>ACTNUDxxMM5XLS</b>

Where **xx** denotes fibre counts (e.g. 04/06/08/12/16/24).





# Cables

## APAC

### Unitube non-armoured cables

#### Duct, Aerial cables

The Actassi unitube non-armoured cable is housed in a loose tube made of a high modulus plastic. The tube is filled with a water-resistant filling compound. Over the tube, water-blocking material is applied to keep the cable watertight. Two parallel steel wires are placed at the two sides of the cable. The cable is covered with a polyethylene (PE) sheath.

#### Product features

- Accurate fibre excess length
- High strength loose tube
- Two parallel steel wires
- PE sheath
- Small diameter, lightweight and hassle-free installation
- Long delivery length.

#### Customer benefits

- Accurate fibre excess length ensures good mechanical and temperature performance
- High strength loose tube is hydrolysis resistant and special tube filling compound ensures critical protection of fibre
- Two parallel steel wires ensure tensile strength
- PE sheath protects cable from ultraviolet radiation
- Flame retardant sheath protects cable from fire.

UTNA02SM9\_UnitubeNonArm



ACTUDUTNA04SM9

Description	Ref. No
Unitube non-armoured, xx-core, 9/125 µm single-module OS2, PE	<b>ACTUDUTNAxxSM9</b>
Unitube non-armoured, xx-core, 50/125 µm multi-module OM2, PE	<b>ACTUDUTNAxxMM5</b>
Unitube non-armoured, xx-core, 50/125 µm multi-module OM3, PE	<b>ACTUDUTNAxxMM5T</b>
Unitube non-armoured, xx-core, 50/125 µm multi-module OM4, PE	<b>ACTUDUTNAxxMM5X</b>

Where **xx** denotes fibre counts (e.g. 04/06/08/12/16/24).





# Cables

## APAC

### Unitube light-armoured cables

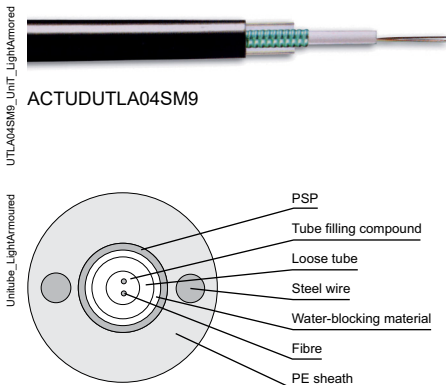
The Actassi Unitube light-armoured cable features a loose tube, made of a high modulus plastic. The tube is filled with a water-resistant filling compound and is longitudinally wrapped with a layer of Polyethylene Steel Polyethylene (PSP). Between the PSP and the loose tube, water-blocking material is applied to keep the cable compact and watertight. Two parallel steel wires are placed at the two sides of the steel tape. The cable is covered with a polyethylene (PE) sheath.

#### Product features

- Accurate fibre excess length
- High strength loose tube
- Specially designed compact structure and PE sheath
- Crush resistant and flexible
- PSP enhances the cable’s crush-resistance, impact-resistance and moisture-proofing
- Two parallel steel wires ensure tensile strength
- Small diameter, lightweight and hassle-free installation
- Long delivery length

#### Customer benefits

- Accurate fibre excess length ensures good mechanical and temperature performance.
- High strength loose tube is hydrolysis resistant and special tube filling compound ensures critical protection of fibre.
- Specially designed compact structure prevents loose tubes from shrinking.
- PE sheath protects cable from ultra-violet radiation.
- Flame-retardant sheath protects cable from fire.



Description	Ref. No
Unitube light-armoured, xx-core, 9/125 µm single-module OS2, PE	<b>ACTUDUTLaxxSM9</b>
Unitube light-armoured, xx-core, 50/125 µm multi-module OM2, PE	<b>ACTUDUTLaxxMM5</b>
Unitube light-armoured, xx-core, 50/125 µm multi-module OM3, PE	<b>ACTUDUTLaxxMM5T</b>
Unitube light-armoured, xx-core, 50/125 µm multi-module OM4, PE	<b>ACTUDUTLaxxMM5X</b>

Where **xx** denotes fibre counts (e.g. 04/06/08/12/16/24).



# Cables

## APAC

### Stranded loose tube light-armoured

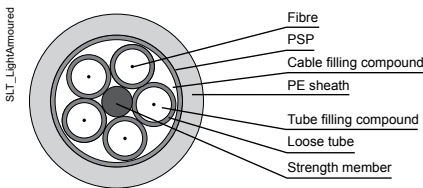
The Actassi Stranded loose tube light-armoured cable is housed in a loose tube made of a high modulus plastic. The tubes are filled with a water-resistant filling compound. A steel wire, sheathed with polyethylene (PE) is used for cables with high fibre counts and is located in the core centre to act as a metallic strength member. Tubes and fillers are stranded around the strength member into a compact and circular cable core. Polyethylene Steel Polyethylene (PSP) is longitudinally applied over the cable core, and the core is then filled with a filling compound to protect it from water ingress. The cable is covered with a PE sheath.

#### Product features

- Accurate fibre excess length
- High strength loose tube
- Specially designed compact structure
- Crush resistant and flexible
- Tight water-resistant measures - steel wire used as central strength member, loose tube filling compound, 100 % cable core filling, PSP enhancing moisture-proofing and water-blocking material.

#### Customer benefits

- Accurate fibre excess length ensures good mechanical and temperature performance
- High strength loose tube is hydrolysis resistant and special tube filling compound ensures critical protection of fibre
- Specially designed compact structure prevents loose tubes from shrinking.



Description	Ref. No
Stranded loose tube light-armoured, xx-core, 9/125 µm single-module OS2, PE	<b>ACTUDSLLAxxSM9</b>
Stranded loose tube light-armoured, xx-core, 50/125 µm multi-module OM2, PE	<b>ACTUDSLLAxxMM5</b>
Stranded loose tube light-armoured, xx-core, 50/125 µm multi-module OM3, PE	<b>ACTUDSLLAxxMM5T</b>
Stranded loose tube light-armoured, xx-core, 50/125 µm multi-module OM4, PE	<b>ACTUDSLLAxxMM5X</b>

Where **xx** denotes fibre counts (e.g. 04/06/08/12/16/24/30/36/48/72/96/144).





# Cables

## APAC

### Stranded loose tube armoured cables

The Actassi Stranded loose tube Armoured cable (with moisture barrier) is housed in a loose tube made of a high modulus plastic. The tubes are filled with a water-resistant filling compound. A steel wire, sheathed with polyethylene (PE) is used for cables with high fibre counts and is located in the core centre to act as a metallic strength member.

Tubes and fillers are stranded around the strength member into a compact and circular cable core. An Aluminium Polyethylene Laminate (APL) is applied around the cable core, which is then filled with filling compound to protect it from water-ingress. The cable core is covered with a thin PE inner sheath. After the Polyethylene Steel Polyethylene (PSP) is longitudinally applied over the inner sheath, the cable is covered with a PE outer sheath.

#### Product features

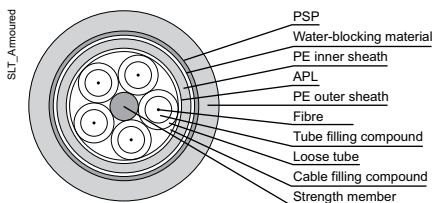
- Accurate fibre excess length
- High strength loose tube
- Specially designed compact structure
- Crush resistant and flexible
- Tight water-resistant measures - steel wire used as central strength member, loose tube filling compound, 100 % cable core filling, APL moisture barrier, PSP enhanced moisture-proofing and water-blocking material.

#### Customer benefits

- Accurate fibre excess length ensures good mechanical and temperature performance
- High strength loose tube is hydrolysis resistant and special tube filling compound ensures critical protection of fibre
- Specially designed compact structure prevents loose tubes from shrinking.



ACTUDSLAM04SM9



Description	Ref. No
Stranded loose armoured, xx-core, 9/125 µm single-module OS2, PE	<b>ACTUDSLAMxxSM9</b>
Stranded loose armoured, xx-core, 62.5/125 µm multi-module OM1, PE	<b>ACTUDSLAMxxMM6</b>
Stranded loose armoured, xx-core, 50/125 µm multi-module OM2, PE	<b>ACTUDSLAMxxMM5</b>
Stranded loose armoured, xx-core, 50/125 µm multi-module OM4, PE	<b>ACTUDSLAMxxMM5X</b>

Where **xx** denotes fibre counts (e.g. 04/06/08/12/16/24/30/36/48/72/96/144).



# Actassi FL-MLink Pre-terminated solution

EMEAS



3

## Answering to your quick deployment and high reliability need

Actassi Pre-terminated solution is a new Schneider Electric solution for data centres and IT room applications, covering the following requirements:

### 100 %

pre-assembled and pre-tested in factory.

#### High density and performance for data centres

- Up to 96 ports in 1U, up to 576 fibres
- MTP connector: MPO technical evolution which guarantees better robustness
- OM3, OM4, OS2, Bend Insensitive, Indoor/Outdoor
- Fan out splitter protections
- Ready to support 10 G, 40 G and 100 G performances
- Fully compliant to following international standards

#### Time secured for installation on site

- Delivery secured
- x3 faster installation compared to standard optic offer: save connection time on site, only deploy links and then reduce human intervention on site

#### Scalable and adaptable

- Pay as you grow
- Make your data centre evolve according to your needs
- Extensions possible thanks to on demand links

#### High security for your network

- Complete plug & play systems
- Pre-equipped cassettes, panels, standard and cassettes all types of links
- Expertise: factory 100 % pre-assembled and 100 % pre-tested
- On demand length to adjust to end user needs

#### Energy efficient thanks to "Green environment"

- Fibre use
- Reduce up to 90 % of waste on site



Plug & play fibre optic solution.



P111047



### Panel for cassette

- Empty sliding panel 1U, 19"
- Depth 257 mm
- Unit packaging
- Painting Epoxy RAL 9005 - Black color
- Provided with 2 cage nuts M6 compatible with perforations 8.5 x 8.5 mm and 9.5 x 9.5 mm.

### Overhead support for cassette

- Fixing under cable tray / mesh tray
- Passive optic network easy to relocate, bring flexibility in data centre
- Compliant with all cassettes VDILC\*
- Unit packaging
- Painting Epoxy RAL 9005 - Black color
- Provided with 2 fixation screws.

### Sealing plate

- Metallic face plate 1U and 1/2U
- Easy mounting on panels
- Obturation for cassette (1U) or half size (1/2U)
- Unit packaging
- Painting Epoxy RAL 9005 - Black color
- Provided with 2 screws with unloosable screws.

### MTP adapters

- 1U support equipped with MTP adapters
- Use for connectors MTP 12 and 24 fibres
- Mounted on cassettes and overhead patch support for cassettes
- Each adapter is equipped with cap.

### MTP adapters cont.

- Color code with adapters:
  - OM3: aqua, OM4: magenta, OS2: green
- Unit packaging
- Painting Epoxy RAL 9005 - Black color
- Provided with 2 fixation screws.

### MTP Helper

- White plastic helper for protecting and holding the MTP connector
- Applied force ≤50N
- Reusable
- Applicable for all MTP trunk cables and MTP fanout in our offer

### Cleaning tools

- Optic connectors have to be cleaned before any use for connections in order to ensure the best optic performance.
- Cleaning tools mandatory for SC, LC ou MTP connectors
- Cleaning in 1 action, Clean all type of residual
- More than 500 cleaning use for 1 single cleaning tool
- Adaptation for adapters
- RoHS compliant
- Unit packaging.

### Demo kit

- Aluminium pack
- Pack equipped with:
  - 1 optic panel equipped 96 LCq / 4\*24 MTP
  - 1 cassette 6\*24 MTP pre-terminated 6\*24 MTP - 2 meters
  - 1 link 24 LC preterminated 1\*24 MTP - 2 meters
  - 1 tool MTP
- Dimensions: 550 x 430 x 195 mm
- Unit packaging.



### Empty panels and accessories

Type	Ref. No
Empty panel 1U 19" for 4 cassettes or 8 half size cassettes	<b>VDILP3</b>
Overhead panel for 1 cassette 257 mm	<b>VDILP5</b>
Sealing plate 1 slot 1U for VDILP3	<b>VDILA1</b>
Sealing plate 1 slot 1/2U for VDILP3	<b>VDILA2</b>
Plate equipped with 6 adapters MTP OM3 for VDILP3	<b>VDILA33</b>
Plate equipped with 6 adapters MTP OM4 for VDILP3	<b>VDILA34</b>
Plate equipped with 6 adapters MTP OS2 for VDILP3	<b>VDILA36</b>
MTP Helper	<b>VDILA6</b>
Cleaning tool LC	<b>VDILA501</b>
Cleaning tool SC	<b>VDILA503</b>
Cleaning tool MTP	<b>VDILA504</b>
Demo kit	<b>VDILA4</b>



P147240

P140772



## Optic panels pre-connectorized SC/LC/LCq to MTP

### Specifications

- Metallic panels equipped with optic connectors pre-connectorized in factory
- 48 ports (SC or LC) and 96 ports (LCq) in 1U
- Depth 270 mm
- Pre-Tested panels in factory. Traceability per serial number
- Closed panels and equipped panels with immunity labels
- Color code with SC/LC/LCq adapters:
  - OM3: aqua
  - OM4: magenta
  - OS2: bleu
- MTP at the rear with 12 or 24 ports
- Color code MTP adapters:
  - OM3: aqua
  - OM4: magenta
  - OS2: vert
- Optic Standards: ANSI/TIA-568-C.0-2-2012
- Unit packaging
- Epoxy RAL 9005 - Black color
- Provided with 2 cage nuts M6 compatible with perforations 8.5 x 8.5 mm and 9.5 x 9.5 mm
- Transparent SC connector to ease testing
- Male MTP connector by default, female MTP connector is also available upon request
- Low loss connector is available upon request.

### Performances

- Optic Standards: ANSI/TIA-568-C.0-2-2012
- OM3, OM4, OS2.

Pre equipped fibre panel SC / LC / LCq to MTPm				
Performance	Connector Type	Number	MTP	Ref. No
OM3	LC	48	2 x 24	<b>VDILP131S5L</b>
			4 x 12	<b>VDILP131S5F</b>
	LCq	96	4 x 24	<b>VDILP132U5N</b>
			8 x 12	<b>VDILP132U5H</b>
	SC	48	2 x 24	<b>VDILP133S5L</b>
			4 x 12	<b>VDILP133S5F</b>
OM4	LC	48	2 x 24	<b>VDILP141S5L</b>
			4 x 12	<b>VDILP141S5F</b>
	LCq	96	4 x 24	<b>VDILP142U5N</b>
			8 x 12	<b>VDILP142U5H</b>
	SC	48	2 x 24	<b>VDILP143S5L</b>
			4 x 12	<b>VDILP143S5F</b>
OS2	LC	48	2 x 24	<b>VDILP161S5L</b>
			4 x 12	<b>VDILP161S5F</b>
	LCq	96	4 x 24	<b>VDILP162U5N</b>
			8 x 12	<b>VDILP162U5H</b>
	SC	48	2 x 24	<b>VDILP163S5L</b>
			4 x 12	<b>VDILP163S5F</b>

P140773





### Pre-connectorized optic cassette SC/LC to MTP

#### Specifications

- Pre-terminated optic cassettes enable architecture evolution according to your needs -> Pays as you grow
- Metallic cassettes are 100 % pre-equipped and pre-tested with optic connectors at factory site
- Optic cassettes 12 and 24 ports in 1U
- Optic cassettes 12 ports in 1/2U
- Traceability per serial number
- Cassettes can be mounted in cassette panel VDILP3 (4 cassettes capacity) and in overhead support VDILP5 (1 cassette capacity)
- Color code with SC/LC/LCq adapters:
  - OM3: aqua
  - OM4: magenta
  - OS2: blue
- MTP at the rear with 12 or 24 ports
- Color code MTP adapters:
  - OM3: aqua
  - OM4: magenta
  - OS2: green
- Optic Standards: ANSI/TIA-568-C.0-2-2012
- Unit packaging
- Epoxy RAL 9005 - Black color
- Provided with 2 fixation screws
- Transparent SC connector to ease testing
- Male MTP connector by default, female MTP connector is also available upon request
- Low loss connector is available upon request.


#### Performances

- Optic Standards: ANSI/TIA-568-C.0-2-2012
- OM3, OM4, OS2.

### Cassette MTP preterminated LC or SC

Performance	Connector		MTP	Ref. No
	Type	Number		
OM3	LC	12	1 x 12	VDILC135C1C*
			VDILC235C1C	
		24	1 x 24	VDILC235K1K
	2 x 12		VDILC235D1D	
	SC		12	1 x 12
	OM4	LC	12	1 x 12
VDILC245C1C				
24			1 x 24	VDILC245K1K
		2 x 12	VDILC245D1D	
		SC	12	1 x 12
OS2		LC	12	1 x 12
	VDILC265C1C			
	24		1 x 24	VDILC265K1K
		2 x 12	VDILC265D1D	
		SC	12	1 x 12

(\*) Cassette half size (1/2U).








# Actassi FL-MLink Pre-terminated solution

APAC



## Answering to your quick deployment and high reliability needs

Schneider Electric FL-MLink system is a pre-terminated optical fibre cabling system specifically designed to satisfy the increasing demand for high bandwidth and high density in data center network, enterprise building applications.

Factory-terminated solutions provide improved system performance; ensure component compatibility and consistent quality. The FL-MLink (MTP Brand) System significantly reduces installation time and cost by simplifying the process of deploying an optical network in the limited space environment, particularly in data center applications.

100 %

pre-assembled  
and pre-tested in  
factory.

## High density and performance for data centres

- > Up to 18 ports in 1U, up to 432 fibres
- > MTP connector: FL-MLink technical evolution which guarantees better robustness
- > OM3, OM4, OS2, Bend Insensitive, Indoor/Outdoor
- > Fan out splitter protections
- > 10 G ready. Ready to support future 40 G performances thanks to chosen polarity
- > Fully compliant to following international standards



Plug & play fibre  
optic solution.

## High security for your network

- > Complete plug & play systems
- > Pre-equipped cassettes, panels, standard and cassettes all types of links
- > Expertise: factory 100 % pre-assembled and 100 % pre-tested
- > On demand length to adjust to end user needs

## Time secured for installation on site

- > Delivery secured
- > x3 faster installation compared to standard optic offer: save connection time on site, only deploy links and then reduce human intervention on site

## Scalable and adaptable

- > Pay as you grow
- > Make your data centre evolve according to your needs
- > Extensions possible thanks to on demand links

## Energy efficient thanks to "Green environment"

- > Fibre use
- > Reduce up to 90 % of waste on site





# Pre-terminated solution

## APAC

### 19-HD fibre panel

Schneider Electric offers an innovative, robust 1U enclosure with sliding mechanism for 3 FL-MLink (MTP Brand) cassettes and 4U enclosure for 12 FL-MLink (MTP Brand) cassettes. It offers a flexible solution to customers, enabling them to incorporate a multi-functional enclosure which allow easy access during installation or maintenance, with no disturbance of existing cables.

This 19-HD fibre panel can fit MTP cassettes as pre-terminated solution or standard fibre adaptor plate for field-termination application.

To answer a higher density need, 19-HD+ fibre panel is also available, which can fit 4 HD+ MTP cassettes, supporting max. 96F MTP-LC pre-terminated solution.


#### Product features

- Fits 19" standard rack or cabinet
- Accommodate to all available FL-MLink (MTP Brand) cassettes
- 19-HD fibre panel also accommodate standard fibre adaptor plates (refer to page 165)
- Adjustable wiring ring for cable management
- Flexigrass front door with magnetic suction
- Cable gland with "U" rubber seal
- Compliant with EIA-310-D.

#### Customer benefits

- Support indoor applications for data centre, premise installations, telecommunication networks
- Easy to manage cable assemblies or fan-out cables
- Flexible to manage incoming trunk cables or cable assemblies.

C13B4506



Description	Ref. No
19-HD fibre panel, 1U, fits 3 MTP cassettes, unloaded	<b>ACTMP1U*</b>
19-HD+ fibre panel, 1U, fits 4 MTP cassettes, unloaded	<b>ACTMP1UH</b>
19-HD fibre panel, 4U, fits 12 MTP cassettes, unloaded	<b>ACTMP4U*</b>

(\*) Also accommodate standard fibre adaptor plates.





# Pre-terminated solution

## APAC MTP cassette

Schneider Electric FL-MLink (MTP brand) fibre cassette / adaptor plate is a repair and flexible plug and play cable management solution to improve cabling manageability.

Each fibre cassette is pre-installed with factory terminated and tested to assure quality on optical loss performance. The fibre cassette / adaptor plate is flexible to be integrated into 1U/4U 19-HD fibre panel and 19-HD+ fibre panel, which support rapid deployment and reliable cable management of high density data centre infrastructure.


### Product features

- MTP (US Conec) brand MPO in standard compliant multi fibre connector
- Standard MTP cassettes and HD+ MTP cassettes for different density need
- Duplex LC adaptors faceplate
- OS2, OM3 and OM4 fibre available
- Factory terminated and tested
- Options of polarity (straight through, reversed, pair flip)
- Compliant with TIA/EIA-568-C.3, ISO/IEC 11801
- Low loss connector by default.

### Customer benefits

- Simple installation and reconfiguration for Moves, Adds and Changes (MACs)
- High density easy-plug cassette (12-fibre per cassette as standard)
- Reduces labour cost and saves times on installation and testing
- Offer high precision and robust connectivity
- Superior performance with low insertion loss ( $\leq 0.5$  dB).

PG276528



ACTMMOT24xx

Description	Ref. No
MTP cassette, 12MTPf-LC duplex, 12-core	<b>ACTMMOx12zz</b>
MTP cassette, 12MTPfx2-LC duplex, 24-core	<b>ACTMMOx24zz</b>
MTP cassette, 12MTPm-LC duplex, 12-core	<b>ACTMMQx12zz</b>
Adaptor plate with six aqua MTP adaptors	<b>ACTMANFNC</b>
Blank plate for ACTMP1U and ACTMP4U	<b>ACTMPBP</b>
19-HD+ MTP cassette, 12MTPf-LC duplex, 12-core	<b>ACTMMOx12zzH</b>
19-HD+ MTP cassette, 12MTPfx2-LC duplex, 24-core	<b>ACTMMOx24zzH</b>
19-HD+ MTP cassette, 12MTPm-LC duplex, 12-core	<b>ACTMMQx12zzH</b>
19-HD+ adaptor plate with six aqua MTP adaptors	<b>ACTMANFNCH</b>
19-HD+ Blank plate for ACTMP1UH	<b>ACTMPBPH</b>

- Where **x** denotes fiber Performance (S = OS2, T = OM3, G = OM4).
- **zz** denotes polarity (S: Straight through, F: pair Flipped, R: Reversed, RF: Reversed, pair Flipped).





IMG\_9616



ACTMTMMT12LS055R

Schneider FL-MLink (MTP brand) trunk cables providing an effective way to install a large amount of cables quickly. It is especially suitable for the areas that require high density, rapid deployment and high performance such as Data Centre.

These high performance factory terminated and tested assemblies are pre-terminated 12-fibre or 24-fibre MTP connectors and offered in customer specific lengths. Normal fibre count is 12 or 24 (higher core counts up to 144 fibres are available upon special request) and fibre types OS2, OM3, OM4 are available for each installation need.

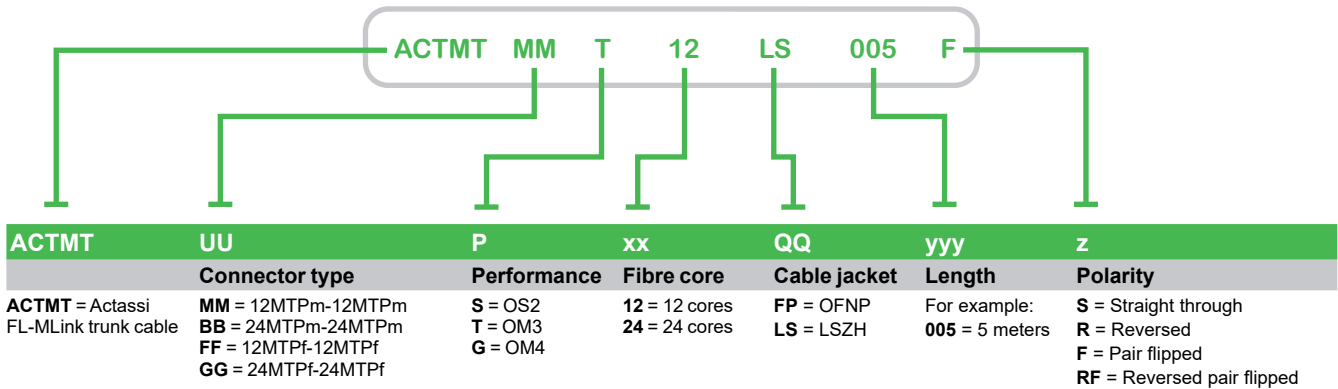
### Product features

- Compliant TIA/EIA-568-C3, ISO/IEC 11801, TIA/EIA-604-5
- 100 % factory terminated and tested
- LSZH trunk cable are doubled jacket, best suitable for backbone installation
- Low loss connector by default
- Options of polarity (straight through, reversed, pair flipped)
- Provide pulling eye at one end of the cable
- Label on the trunk cable for traceability.

### Customer benefits

- 10G, 40G, 100G ready a reliable high density, high performance optic interconnections
- Quick and easy connection with MTP mechanism
- Low insertion loss and reflectance for cable
- No cable preparation is necessary
- Reduced on-site disruption and installation time
- Pulling eye design to fit for different installation environment
- Cost effective optic cabling solution
- Superior connector with low insertion loss (MTP connector ≤ 0.35 dB).

### Principle of reference numbers



Note: MTPm = male MTP connector, MTPf = female MTP connector.

e.g.:

- ACTMTMMT12LS005F = Actassi FL-MLink trunk cable, 12MTPm-12MTPm, OM3, 12-core, LSZH, 5 m, Polarity Pair-flipped
- ACTMTMMS24LS010R = Actassi FL-MLink trunk cable, 2x12MTPm-2x12MTPm, OS2, 24-core, LSZH, 10 m, Polarity Reversed
- ACTMTBBT24FP050S = Actassi FL-MLink trunk cable, 24MTPm-24MTPm, OM3, 24-core, OFNP, 50 m, Polarity Straight Through.



MTP-LC 12F Harness



ACTMHMLT20185F

Schneider Electric FL-MLink (MTP Brand) ruggedized harness fan-out assembly is ideal for short internal interconnection. They are used to directly interconnect MTP cassettes, panels or backbone. MTP assemblies with the active equipment, saving costly data centre rack space and easing fibre management.

MTP-MTP and MTP-LC harness / fan-out assemblies are offered in fibre count 12 or 24 fibres (higher fibre counts up to 144 are also available upon special requests) using a compact and suggested micro cable structure. The compact cables optimize pathway use and improve airflow.

#### Product features

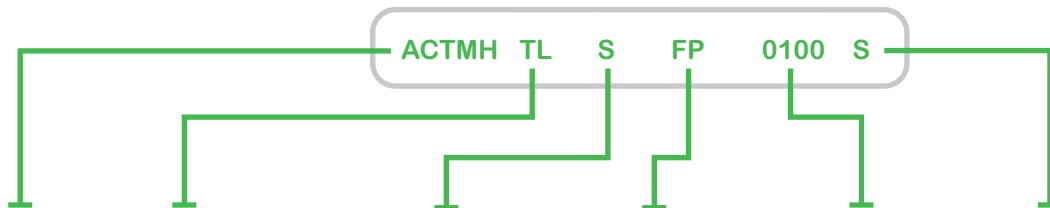
- Compliant to TIA/EIA-568-C.3, ISO/IEC 11801, TIA/EIA-604-5 & IEC 61754-7
- Standard fibre offer: OS2, OM3, OM4
- LSZH, OFNP cable jacket
- 100 % factory terminated and tested
- Low loss connector by default
- "W", "YW", "Y" cables are available supporting 40G/100G application
- Options of polarity (straight through, reversed, pair flipped)
- Label on the harness cable for traceability.

#### Customer benefits

- Multiple fibres angles and flammability options
- Application specific design 12 up to 144 fibres
- Can be secured to cabinet mounting profile for saving space
- Compact cable
- Reduced interconnection topology improves power budget
- High reliability due to 100 % factory terminated and tested
- Superior performance with low insertion loss (MTP connector ≤ 0.35 dB, LC connector ≤ 0.15 dB).



#### Principle of reference numbers: MTP-LC Harness



ACTMH	UU	P	xx	yyyy	z
	Connector 1	Performance	Cable jacket	Length	Polarity
ACTMH = Actassi FL-MLink Harness	TL = 12MTPf-LC T2L = 12MTPfx2-LC DL = 24MTPf-LC YL = 12MTPm-LC Y2L = 12MTPmx2-LC CL = 24MTPm-LC	S = OS2 T = OM3 G = OM4	FP = OFNP LS = LSZH	For example: 0055 = 5.5 meters	S = Straight through R = Reversed F = Pair flipped RF = Reversed pair flipped

Note: MTPf = female MTP connector.

e.g.:

- ACTMHTLSFP0100S = Actassi FL-MLink harness cable, 12MTPf-LC, OS2, OFNP, 10 meters, polarity Straight through
- ACTMH2TLGLS0300R = Actassi FL-MLink harness cable, 24MTPf-LC, OM4, LSZH, 30 meters, polarity Reversed.


#### Principle of reference numbers: MTP-MTP Harness

ACTMH	UU	P	xx	yyyy	z
	Connector 1	Performance	Cable jacket	Length	Polarity
ACTMH = Actassi FL-MLink Harness	TT = 12MTPf-12MTPf TY = 12MTPf-12MTPm T2T2 = 12MTPfx2-12MTPfx2 DT2 = 24MTPf-12MTPfx2 DY2 = 24MTPf-12MTPmx2 CT2 = 24MTPm-12MTPfx2 DD = 24MTPf-24MTPf DC = 24MTPf-24MTPm DN3 = 24MTPf-8MTPfx3 CN3 = 24MTPm-8MTPfx3 T2N3 = 12MTPfx2-8MTPfx3 Y2N3 = 12MTPmx2-8MTPfx3	S = OS2 T = OM3 G = OM4	FP = OFNP LS = LSZH	For example: 0055 = 5.5 meters	S = Straight through R = Reversed F = Pair flipped RF = Reversed pair flipped

Note: MTPm = male MTP connector, MTPf = female MTP connector.

e.g.:

- ACTMHTTSL0050S = Actassi FL-MLink harness cable, 12MTPf-12MTPf, OS2, LSZH, 5 meters, polarity Straight through
- ACTMHTTMSL0100R = Actassi FL-MLink harness cable, 12MTPf-12MTPm, OM3, LSZH, 10 meters, polarity Reversed.



IMG\_018740.jpg

Schneider Electric FL-MLink (MTP Brand) ruggedized harness fan-out assembly is ideal for short internal interconnection. They are used to directly interconnect MTP cassettes, panels or backbone. MTP assemblies with the active equipment, saving costly data centre rack space and easing fibre management.

LC-LC harness / fan-out assemblies are offered in fibre count 12 to 144 fibres using a compact and suggested micro cable structure. The compact cables optimize pathway use and improve airflow.

Fibre count higher than 24 fibres are with staggered design (50mm separator for each 12F) for easy management, identification and different distance connections.

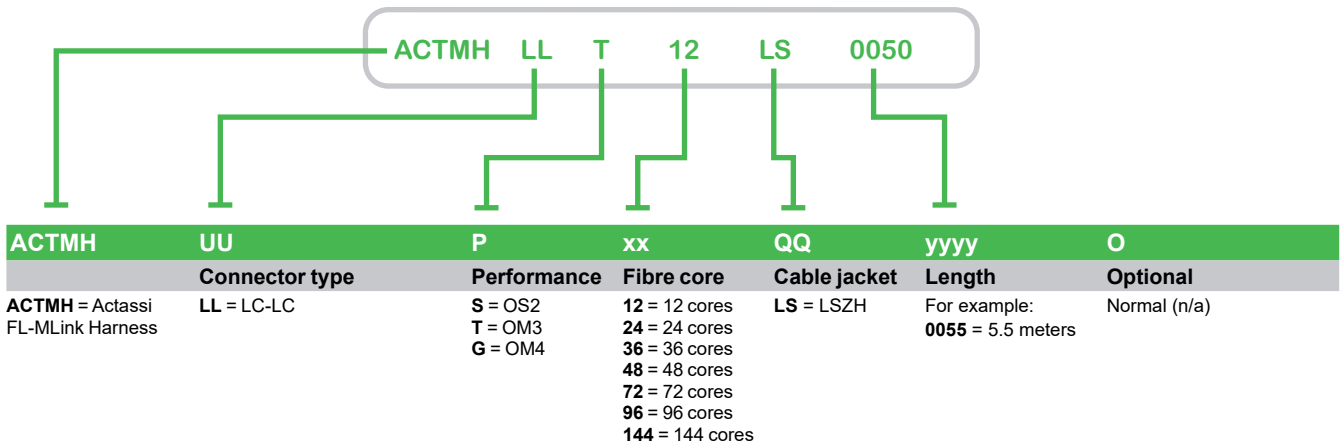
#### Product features

- Compliant to TIA/EIA-568-C.3, ISO/IEC 11801, TIA/EIA-604-5 & IEC 61754-7
- Standard fibre offer: OS2, OM3, OM4
- LSZH cable jacket by default
- 100 % factory terminated and tested
- Label on the harness cable for traceability.

#### Customer benefits

- Multiple fibres angles and flammability options
- Application specific design 12 up to 144 fibres
- Staggered design for easy cable management
- Can be secured to cabinet mounting profile for saving space
- Compact cable
- Reduced interconnection topology improves power budget
- High reliability due to 100 % factory terminated and tested.

#### Principle of reference numbers: LC-LC Harness



e.g.:

- ACTMHLLS12LS0050 = Actassi FL-MLink harness cable, LC-LC, 12 cores, OS2, LSZH, 5 meters
- ACTMHLLT144LS0100 = Actassi FL-MLink harness cable, LC-LC, 144 cores, OM3, LSZH, 10 meters.






# Actassi fibre optic HD LC patch cords

Actassi fibre optic HD LC patch cords ensure a reliable transmission in data networks. It is terminated with uniboot LC connectors at both ends, from multimode (OM3, OM4) to single-mode OS2 performances, come with a special latch that can push & pull out easily in high density environment. The patchcord is tool-less polarity changeable from A-B to A-A.

All fibre optic patch cords are compliant with IEC 11801 Ed3.0 and provide safe plug & play with a high quality thanks to the performances, the LSFRZH sheath (LSZH with fire retardant properties) and the warranties.



# Patch cords

## HD LC fibre patch cords


The HD LC fibre patch cords are 2 mm mini cordage with uniboot LC connectors terminated on each end. These patch cords are available in duplex, multi-mode and single-mode configurations.

### Product features

- Meets ANSI/TIA/EIA 568-C.3 and ISO/IEC 11801 standards
- Patch cords are available in single-mode and multi-mode configurations with different length options
- Cords are easy-to-install and environmentally stable
- Low Smoke Zero Halogen (LSZH) sheath compliant to IEC 60332-3C
- Insertion loss:  $\leq 0.2$  dB.


### Customer benefits

- Supports LAN, WAN and active device termination
- Provides a reliable and durable connection solution
- Easy patching push & pull in high density environment
- Bending insensitive OM3 & OM4 fibres
- Tool-less polarity changeable
- All cords are factory terminated and tested.




P148078-3S.eps

HD-LC Duplex OS2



P148080-3S.eps

HD-LC Duplex OM3



P148079-3S.eps

HD-LC Duplex OM4

Description	Ref. No
<b>Duplex OS2, single-mode</b>	
HD LC duplex, single-mode, patch cord, 1 m	ACTFP2LH1S19S10
HD LC duplex, single-mode, patch cord, 2 m	ACTFP2LH1S19S20
HD LC duplex, single-mode, patch cord, 3 m	ACTFP2LH1S19S30
HD LC duplex, single-mode, patch cord, 5 m	ACTFP2LH1S19S50
<b>Duplex OM3, multi-mode</b>	
HD LC duplex, multi-mode, patch cord, 1 m	ACTFP2LH1M35M10
HD LC duplex, multi-mode, patch cord, 2 m	ACTFP2LH1M35M20
HD LC duplex, multi-mode, patch cord, 3 m	ACTFP2LH1M35M30
HD LC duplex, multi-mode, patch cord, 5 m	ACTFP2LH1M35M50
<b>Duplex OM4, multi-mode</b>	
HD-LC duplex, multi-mode, patch cord, 1 m	ACTFP2LH1M45M10
HD-LC duplex, multi-mode, patch cord, 2 m	ACTFP2LH1M45M20
HD-LC duplex, multi-mode, patch cord, 3 m	ACTFP2LH1M45M30
HD-LC duplex, multi-mode, patch cord, 5 m	ACTFP2LH1M45M50




# Actassi fibre optic patch cords

Actassi fibre optic patch cords ensure a reliable transmission in data networks. They are available with SC and LC connectors (ST, FC connectors are also available upon special requests), from multimode (OM2, OM3, OM4) to single-mode OS2 performances, in different lengths to cover all installation needs.

All fibre optic patch cords are compliant with ISO/IEC 11801 Ed3.0 and provide safe plug & play with a high quality thanks to the performances, the LSFRZH sheath (LSZH with fire retardant properties) and the warranties.

LC\_LC\_2\_mqaa.eps



# Patch cords

## LC fibre patch cords


The simplex and duplex LC fibre patch cords are 1.6 mm mini cordage with push-pull LC connectors terminated on each end. These patch cords are available in duplex, multi-mode and single-mode configurations.

### Product features

- Meets ANSI/TIA/EIA 568-C.3 and ISO/IEC 11801 standards
- Patch cords are available in single-mode and multi-mode configurations with different length options
- Cords are easy-to-install and environmentally stable
- Low Smoke Zero Halogen (LSZH) sheath compliant to IEC 60332-3C
- Insertion loss:  $\leq 0.2$  dB.

### Customer benefits

- Supports LAN, WAN and active device termination
- Provides a reliable and durable connection solution
- Bending insensitive OM3 & OM4 fibres
- All cords are factory terminated and tested.




LC\_LC\_SM\_duplex\_patch\_cord\_eps

LC-LC Duplex OS2




LC\_LC\_OM1\_OM2\_duplex\_p\_c\_eps

LC-LC Duplex OM2



LC\_LC\_2\_anqua\_eps

LC-LC Duplex OM3



LC\_LC\_2\_anqua\_4m\_eps

LC-LC Duplex OM4

Description	Ref. No
<b>Duplex OS2, single-mode</b>	
LC-LC duplex, single-mode, patch cord, 1 m	ACTFP2L1S19S10
LC-LC duplex, single-mode, patch cord, 2 m	ACTFP2L1S19S20
LC-LC duplex, single-mode, patch cord, 3 m	ACTFP2L1S19S30
LC-LC duplex, single-mode, patch cord, 5 m	ACTFP2L1S19S50
LC-LC duplex, single-mode, patch cord, 10 m	ACTFP2L1S19S100
<b>Duplex OM2, multi-mode</b>	
LC-LC 50 $\mu$ m, duplex, multi-mode, patch cord, 1 m	ACTFP2L1M25M10
LC-LC 50 $\mu$ m, duplex, multi-mode, patch cord, 2 m	ACTFP2L1M25M20
LC-LC 50 $\mu$ m, duplex, multi-mode, patch cord, 3 m	ACTFP2L1M25M30
LC-LC 50 $\mu$ m, duplex, multi-mode, patch cord, 5 m	ACTFP2L1M25M50
<b>Duplex OM3, multi-mode</b>	
LC-LC OM3 50 $\mu$ m, duplex, multi-mode, patch cord, 1 m	ACTFP2L1M35M10
LC-LC OM3 50 $\mu$ m, duplex, multi-mode, patch cord, 2 m	ACTFP2L1M35M20
LC-LC OM3 50 $\mu$ m, duplex, multi-mode, patch cord, 3 m	ACTFP2L1M35M30
LC-LC OM3 50 $\mu$ m, duplex, multi-mode, patch cord, 5 m	ACTFP2L1M35M50
LC-LC OM3 50 $\mu$ m, duplex, multi-mode, patch cord, 10 m	ACTFP2L1M35M100
<b>Duplex OM4, multi-mode</b>	
LC-LC OM4 50 $\mu$ m, duplex, multi-mode, patch cord, 1 m	ACTFP2L1M45M10
LC-LC OM4 50 $\mu$ m, duplex, multi-mode, patch cord, 2 m	ACTFP2L1M45M20
LC-LC OM4 50 $\mu$ m, duplex, multi-mode, patch cord, 3 m	ACTFP2L1M45M30
LC-LC OM4 50 $\mu$ m, duplex, multi-mode, patch cord, 5 m	ACTFP2L1M45M50
LC-LC OM4 50 $\mu$ m, duplex, multi-mode, patch cord, 10 m	ACTFP2L1M45M100



# Patch cords

## SC fibre patch cords


The simplex and duplex SC fibre patch cords are 1.6 mm mini cordage with push-pull SC connectors terminated on each end. These patch cords are available in duplex, multi-mode and single-mode configurations.

### Product features

- Meets ANSI/TIA/EIA 568-C.3 and ISO/IEC 11801 standards
- Patch cords are available in simplex, duplex, single-mode and multi-mode configurations with different length options
- Cords are easy-to-install and environmentally stable
- Low Smoke Zero Halogen (LSZH) sheath compliant to IEC 60332-3C.


### Customer benefits

- Supports LAN, WAN and active device termination
- All cords are factory terminated and tested
- Provides a reliable and durable connection solution.




SC\_SC\_SM\_duplex\_patch\_cord.eps

SC-SC Duplex OS2




SC\_SC\_OM1\_OM2\_duplex\_p\_c.eps

SC-SC Duplex OM2



SC\_SC\_OM3\_OM4\_duplex\_p\_c.eps

SC-SC Duplex OM3



SC\_SC\_OM3\_OM4\_M.eps

SC-SC Duplex OM4

Description	Ref. No
<b>Duplex OS2, single-mode</b>	
SC-SC duplex, single-mode, patch cord 1 m	<b>ACTFP2C1S19S10</b>
SC-SC duplex, single-mode, patch cord 2 m	<b>ACTFP2C1S19S20</b>
SC-SC duplex, single-mode, patch cord 3 m	<b>ACTFP2C1S19S30</b>
SC-SC duplex, single-mode, patch cord 5 m	<b>ACTFP2C1S19S50</b>
SC-SC duplex, single-mode, patch cord 10 m	<b>ACTFP2C1S19S100</b>
<b>Duplex OM2, multi-mode</b>	
SC-SC 50 µm duplex, multi-mode, patch cord 2 m	<b>ACTFP2C1M25M20</b>
SC-SC 50 µm duplex, multi-mode, patch cord 3 m	<b>ACTFP2C1M25M30</b>
SC-SC 50 µm duplex, multi-mode, patch cord 5 m	<b>ACTFP2C1M25M50</b>
<b>Duplex OM3, multi-mode</b>	
SC-SC OM3 50 µm duplex, multi-mode, patch cord 1 m	<b>ACTFP2C1M35M10</b>
SC-SC OM3 50 µm duplex, multi-mode, patch cord 2 m	<b>ACTFP2C1M35M20</b>
SC-SC OM3 50 µm duplex, multi-mode, patch cord 3 m	<b>ACTFP2C1M35M30</b>
SC-SC OM3 50 µm duplex, multi-mode, patch cord 5 m	<b>ACTFP2C1M35M50</b>
SC-SC OM3 50 µm duplex, multi-mode, patch cord 10 m	<b>ACTFP2C1M35M100</b>
<b>Duplex OM4, multi-mode</b>	
SC-SC OM4 50 µm duplex, multi-mode, patch cord 1 m	<b>ACTFP2C1M45M10</b>
SC-SC OM4 50 µm duplex, multi-mode, patch cord 2 m	<b>ACTFP2C1M45M20</b>
SC-SC OM4 50 µm duplex, multi-mode, patch cord 3 m	<b>ACTFP2C1M45M30</b>
SC-SC OM4 50 µm duplex, multi-mode, patch cord 5 m	<b>ACTFP2C1M45M50</b>
SC-SC OM4 50 µm duplex, multi-mode, patch cord 10 m	<b>ACTFP2C1M45M100</b>



# Patch cords

## SC-LC fibre patch cords


The duplex SC-LC fibre patch cords are 1.6 mm mini cordage with push-pull SC-LC connectors terminated on each end. These patch cords are available in duplex multi-mode and single-mode configurations.

### Product features

- Meets ANSI/TIA/EIA 568-C.3 and ISO/IEC 11801 standards
- Patch cords are available in Duplex, multi-mode configurations with different length options
- Cords are easy-to-install and environmentally stable
- Low Smoke Zero Halogen (LSZH) sheath compliant to IEC 60332-3C.


### Customer benefits

- Supports LAN, WAN and active device termination
- Provides a reliable and durable connection solution
- All cords are factory terminated and tested.




SC\_LC\_SM\_duplex\_patch\_cord.eps

SC-LC Duplex OS2




SC\_LC\_OM1\_OM2\_duplex\_p\_c.eps

SC-LC Duplex OM2



SC-LC-OM3\_duplexpatch\_cord.eps

SC-LC Duplex OM3



SC\_LC\_OM3\_OM4\_M.eps

SC-LC Duplex OM4

Description	Ref. No
<b>Duplex OS2, single-mode</b>	
SC-LC duplex, single-mode, patch cord, 1 m	ACTFP2CL1S19S10
SC-LC duplex, single-mode, patch cord, 2 m	ACTFP2CL1S19S20
SC-LC duplex, single-mode, patch cord, 3 m	ACTFP2CL1S19S30
SC-LC duplex, single-mode, patch cord, 5 m	ACTFP2CL1S19S50
SC-LC duplex, single-mode, patch cord, 10 m	ACTFP2CL1S19S100
<b>Duplex OM2, multi-mode</b>	
SC-LC 50 µm, duplex, multi-mode, patch cord, 1 m	ACTFP2CL1M25M10
SC-LC 50 µm, duplex, multi-mode, patch cord, 2 m	ACTFP2CL1M25M20
SC-LC 50 µm, duplex, multi-mode, patch cord, 3 m	ACTFP2CL1M25M30
SC-LC 50 µm, duplex, multi-mode, patch cord, 5 m	ACTFP2CL1M25M50
<b>Duplex OM3, multi-mode</b>	
SC-LC OM3 50 µm, duplex, multi-mode, patch cord, 1 m	ACTFP2CL1M35M10
SC-LC OM3 50 µm, duplex, multi-mode, patch cord, 2 m	ACTFP2CL1M35M20
SC-LC OM3 50 µm, duplex, multi-mode, patch cord, 3 m	ACTFP2CL1M35M30
SC-LC OM3 50 µm, duplex, multi-mode, patch cord, 5 m	ACTFP2CL1M35M50
SC-LC OM3 50 µm, duplex, multi-mode, patch cord, 10 m	ACTFP2CL1M35M100
<b>Duplex OM4, multi-mode</b>	
SC-LC OM4 50 µm, duplex, multi-mode, patch cord, 1 m	ACTFP2CL1M45M10
SC-LC OM4 50 µm, duplex, multi-mode, patch cord, 2 m	ACTFP2CL1M45M20
SC-LC OM4 50 µm, duplex, multi-mode, patch cord, 3 m	ACTFP2CL1M45M30
SC-LC OM4 50 µm, duplex, multi-mode, patch cord, 5 m	ACTFP2CL1M45M50
SC-LC OM4 50 µm, duplex, multi-mode, patch cord, 10 m	ACTFP2CL1M45M100



# Pigtails

## LC fibre pigtails


The simplex LC fibre pigtails are 0.9 mm tight buffed fibre with push-pull LC connectors terminated on each end. These pigtails are available in simplex multi-mode and single-mode configurations.

### Product features

- Meets ANSI/TIA/EIA 568-C.3 and ISO/IEC 11801 standards
- Patch cords are available in simplex, single-mode and multi-mode configurations with different length options
- Cords are easy-to-install and environmentally stable
- Low Smoke Zero Halogen (LSZH) sheath compliant to IEC 60332-3C.

### Customer benefits

- Supports LAN, WAN and active device termination
- Provides a reliable and durable connection solution
- All cords are factory terminated and tested.




LC\_SM\_pigtails

LC OS2 pigtail




LC\_OM1\_OM2\_pigtails

LC OM2 pigtail



LC OM3\_pigtails

LC OM3 pigtail



LC\_OM3\_pigtail\_Mbps

LC OM4 pigtail

Description	Ref. No
<b>OS2, single-mode</b>	
LC, single-mode, pigtail, 1.0 m	ACTFT1L1S19S10
LC, single-mode, pigtail, 2.0 m	ACTFT1L1S19S20
<b>OM2, multi-mode</b>	
LC, 50 µm, multi-mode, pigtail, 1.0 m	ACTFT1L1M25M10
<b>OM3, multi-mode</b>	
LC, 50 µm, multi-mode, pigtail, 1.0 m	ACTFT1L1M35M10
LC, 50 µm, multi-mode, pigtail, 1.5 m	ACTFT1L1M35M15
LC, 50 µm, multi-mode, pigtail, 2.0 m	ACTFT1L1M35M20
<b>OM4, multi-mode</b>	
LC, 50 µm, multi-mode, pigtail, 1.0 m	ACTFT1L1M45M10
LC, 50 µm, multi-mode, pigtail, 2.0 m	ACTFT1L1M45M20

# Pigtails

## SC fibre pigtails

The Simplex SC fibre pigtails are 0.9 mm tight buffer fibre with push-pull SC connectors terminated on each end. These pigtails are available in simplex single-mode and multi-mode configurations.

### Product features

- Meets ANSI/TIA/EIA 568-C.3 and ISO/IEC 11801 standards
- Patch cords are available in simplex, single-mode and multi-mode configurations with different length options
- Cords are easy-to-install and environmentally stable
- Low Smoke Zero Halogen (LSZH) sheath compliant to IEC 60332-3C.

### Customer benefits

- Supports LAN, WAN and active device termination
- Provides a reliable and durable connection solution
- All cords are factory terminated and tested.



SC OS2 pigtail

SC\_blue.eps



SC OM2 pigtail

SC\_OM1\_OM2\_pigtail.eps



SC OM3 pigtail

SC\_OM3\_OM4\_pigtail.eps



SC OM4 pigtail

SC\_OM3\_OM4\_pigtail\_M.eps

Description	Ref. No
<b>OS2, single-mode</b>	
SC, single-mode, pigtail, 1.0 m	ACTFT1C1S19S10
SC, single-mode, pigtail, 1.5 m	ACTFT1C1S19S15
SC, single-mode, pigtail, 2.0 m	ACTFT1C1S19S20
<b>OM2, multi-mode</b>	
SC, 50 µm, multi-mode, pigtail, 1.0 m	ACTFT1C1M25M10
<b>OM3, multi-mode</b>	
SC, OM3, 50 µm, multi-mode, pigtail, 1.0 m	ACTFT1C1M35M10
<b>OM4, multi-mode</b>	
SC, OM4, 50 µm, multi-mode, pigtail, 1.0 m	ACTFT1C1M45M10





# Actassi 19-C fibre panels

A simple all-in-one concept, pre-equipped with for example Quick Fix function, coiling wheels and cable glands. It has a capacity of 24 fibres and has transparent lids for protection and a clear visibility of the inside. Can hold up to 4 cover plates, and since it is delivered with 3 blank plates, the choice is open for the fourth to be used according to your needs. The cover plates are available in empty and pre-equipped versions with adapters.

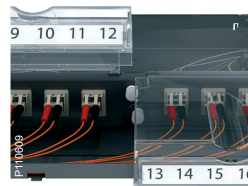


To match your fibre optic panel we have developed a range of pre-equipped cover-plates. It's a time-saving, safer and smarter way to work with your installations.




### Coiling wheels

The panel contains wheels to keep the fibres in place and to avoid tension on the connectors. This will also give a correct bending radius and more space for excess lengths of the fibres.



### Excellent protection

The transparent covers give both protection and overview. The front covers can be opened for quick access and the top cover is easily removed.




### Clear marking

Since the marking is very clear, identifying the cable you are looking for will never be a problem.




### Integrated guiding panel

A patchcord guiding panel, with smoothly shaped edges to protect the cords, is integrated in the panel. So there is no need to add a separate guiding panel that would take another 1U space.




### Rear quick fixation

A quick-fixation system is provided for the cables at the rear. Use the provided 16 mm glands for cables. If a 21 mm gland (not provided) is needed, just remove the rear plastic support and fix the gland directly in the cable entry. Quick and easy!




### Sliding function

The panel can be slid or completely removed for a more convenient working position.



P111286



### Evolution universal sliding fibre optic panel 1U

- Universal sliding 19" fibre optic panel with 4 positions, equipped with 3 blank plates. The 1st position is empty and is to be fitted with suitable coverplate
- 1 Quick Fix function on both sides to allow a simple, quick fixing position and sliding feature
- Removable transparent cover mounted
- Fibre patchcord guiding structure at the front, protected by cover equipped with label holders
- Maximum density of 48 fibres for 1U (LC rectangular version).

#### Evolution panel for direct terminations

- Equipped with 2 coiling wheels and 2 PG9 (Ø 7 mm max.) cable glands.

Description	Ref. No
Evolution fibre optic panel 1U with 3 blank plates	<b>VDIG150991V2</b>

P120602




### Basic universal sliding fibre optic panel 1U Basic

- Universal sliding 19" fibre optic panel with 4 positions
- 1 Quick Fix function on both sides to allow a simple, quick fixing position and sliding feature
- Removable transparent cover mounted
- Fibre patchcord guiding structure at the front
- Equipped with 1 coiling wheel and 2 PG9 (Ø 7 mm max.) cable glands.

Description	Ref. No
Basic fibre optic panel 1U	<b>VDIG050991V2</b>

P146834



### Splice tray

- Delivered with a cover and accessories
- Maximum 2 x 1U fusion splice tray kit can be stacked inside 19-C fibre panel
- Ready to install: fusion splice holders & heat shrink tube included.

Description	Ref. No
1U Fusion splice tray kit (max. 24-fibres)	<b>ACTFMSPTKIT</b>





# Actassi 19-C Basic fibre panels

This is a cost-effective basic fibre optic panel solution to cater indoor field termination applications. It provides a good inter-connection or cross-connection for fibre backbone installation and LAN network of medium/small building.

The enclosure is mountable in 1U 19" equipment racks or cabinets. This 1U height panel has two unloaded configurations, in which it accommodates with modular LC duplex adapters (max. 24 pcs or 48-fibre) or modular SC duplex adapters (max. 12 pcs or 24-fibre).

The panel consists of two major components: removal top cover lip and sliding drawer. In which, it is to provide protection against dust and humidity. Built-in PG9 cable gland and rubber-seal cable entries are aimed to cater for flexible cable management.





LC Basic fibre panel

P1448750-20.eps



SC Basic fibre panel

P1448753-20.eps

### Basic fibre panel 1U

Actassi 1U 19" fibre optic empty panel with LC/SC duplex adapter ports. It provides all basic but specific features to facilitate easy installation and maintenance. A cost-effective fibre optic panel selection for small/medium building installations.

#### Product features

- 1U metallic powder coated panel in dark grey (RAL 7016)
- Recess design plus removal top cover lip and simple sliding drawer
- Equipped with PG9 (0.7 mm max.) cable gland plus cable entries and fixtures
- Pre-installed plastic covers for protection (partially)
- Compatible with existing fusion splice tray kits (ACTFMSPTKIT)
- Panel dimension and construction comply with EIA/ECA-310-D, IEC 60297.

#### Customer benefits

- Scalable panel capacity and rack space optimization up to 48-fiber (LC rectangular version)
- Simple sliding function, removable drawer for ease installation/maintenance.
- Fully compatible with optional fusion splice tray kit (24-fibre), modular single-mode or multi-mode LC/SC adaptors
- Quick fixation of incoming fibre cable(s) with provisional PG9 cable gland and fixtures
- Smooth management of bend radius of patch cords by recess panel design
- Fully compatible with 19" open rack & cabinet.

#### Technical specifications

<b>Panel material</b>	Powder coated mild steel (thickness 1.2 mm)
<b>Panel color</b>	Dark grey (RAL 7016)
<b>Capacity</b>	1U: LC Duplex Adaptors x 24 (max. 48-fibre) 1U: SC Duplex Adaptors x 12 (max. 24-fibre)
<b>Physical dimensions</b>	1U: L480 x D260 x H43 mm (with end flanges)
<b>Standards</b>	EIA/ECA-310-D IEC 60297




LC adaptor

TFA2LMMZP.psd



SC adaptor

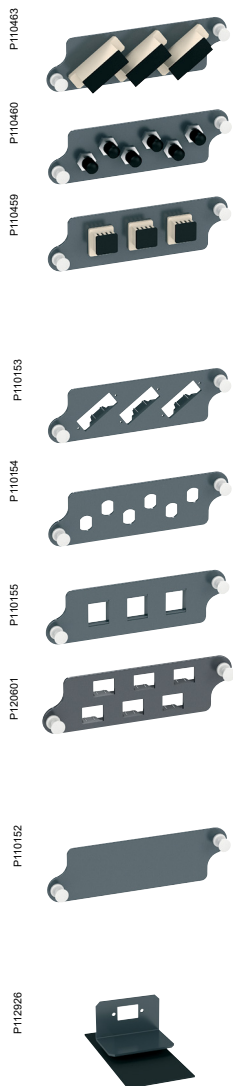
TFA2CSMZP.psd



Fusion splice tray kit

P146834-40.eps

Description	Ref. No
Basic fibre panel, 1U 48F LC duplex, unloaded	<b>ACTFM1UBLC48U</b>
Basic fibre panel, 1U 24F SC duplex, unloaded	<b>ACTFM1UBSC24U</b>
<b>Optional accessories</b>	
LC adaptor, duplex, single-mode, zirconia ceramic, plastic	<b>ACTFA2LSMZP</b>
LC adaptor, duplex, multi-mode, zirconia ceramic, plastic	<b>ACTFA2LMMZP</b>
SC adaptor, duplex, single-mode, zirconia ceramic, plastic	<b>ACTFA2CSMZP</b>
SC adaptor, duplex, single-mode, zirconia ceramic, plastic	<b>ACTFA2CMMZP</b>
1U fusion splice tray kit (max. 24-fiber)	<b>ACTFMSPTKIT</b>



### Plates

- Blank plates and coverplates to be fixed on fibre optic Quick Fix panel ref VDIG150991,VDIG150991001 and VDIG050991
- Quick fixation by push-pull rivets.

### Coverplates with adapters

Description	Ref. No
Coverplate provided with 3 SC duplex multimode adapters	<b>VDIM1530311</b>
Coverplate provided with 6 ST multimode adapters	<b>VDIM1510611</b>
Coverplate provided with 3 LC duplex multimode adapters	<b>VDIM1550311</b>

### Coverplates without adapters

Description	Ref. No
Coverplate for 3 SC duplex adapters	<b>VDIM153031</b>
Coverplate for 6 ST adapters	<b>VDIM151061</b>
Coverplate for 3 LC duplex adapters (compatible with LC duplex Adapters / square VDIB6051001, VDIB6051002, VDIB6052001 and VDIB6052002).	<b>VDIM155031</b>
Coverplate for 6 LC duplex adapters (compatible with LC duplex Adapters / rectangular VDIB6051003, VDIB6051004, VDIB6052003 and VDIB6052004).	<b>VDIM155061</b>

### Blank plate

Description	Ref. No
Blank plate for fibre optic panel	<b>VDIM150061</b>

### Internal fixing plate for 1 adapter MPO to be fixed at the rear of the panel

Description	Ref. No
Internal fixing plate for 1 adapter MPO	<b>VDIM157021</b>

# Actassi 19-HD fibre panels



## Answering to your high density needs

Actassi 19-HD fibre panel is a superior and compact fibre termination solution for High productivity building and small data centre applications, covering the following requirements:

### High density field termination solution

- Accepts 3 adaptor plates, up to 72 ports in 1U
- Accepts 12 adaptor plates, up to 288 ports in 4U
- Space optimization, 50 % more than standard fibre panel

### Safety and Protection

- Transparent front cover (with magnetic suction mechanism) provides instant visibility of the connection status also provides perfect protection against dust and humidity
- Radiation safety label is available in the front cover

### Scalable and flexible

- Pay as you grow
- Optional snap-in adaptor plates and blank plate
- Fusion splicing is possible with optional splice tray kit sets
- Built-in (adjustable in 1U panel) wiring rings, rubber-seal cable entries are aimed to cater easy cable management
- Single-mode and Multi-mode adaptors are available with color differentiation

### Energy efficient thanks to "Green environment"

- Fibre use
- Reduce up to 90 % of waste on site



The Actassi 19-HD fibre panel is a superior and compact fibre termination solution. It is mountable in 19" equipment racks or cabinets. The 1U panel accepts maximum 3 adaptor plates with maximum 72 fibres count while 4U panel can accept maximum 12 adaptor plates with maximum capacity of 288 fibres.

Built-in (adjustable in 1U panel) wiring rings, rubber-seal cable entries are aimed to cater easy cable management.

Transparent front cover (with magnetic suction mechanism) provides instant visibility of the connection status, also provides perfect protection against dust and humidity.

Design with multiple applications in mind, the Actassi 19-HD fibre panel can accommodate different types of modular adaptor panel plates and splice trays (optional) to give outstanding performance and functionality.

### 1U Panel: 400 x 482 x 44 mm

- Compatible with 19" open rack / cabinets (depth > 500 mm)
- 1U panel drawer with sliding rails and stopper lock mechanism
- Optional snap-in adaptor plates / blank plates (max. 3)
- Built-in adjustable cable management rings and cable entries
- Maximum density of 72 fibres (LC version).

#### Description

HD fibre panel, 1U, fits up to 3 adaptor plates, Unloaded

#### Ref. No

**ACTMP1U**

P146540



### 4U panel: 400 x 482 x 175 mm

- Compatible with 19" open rack / cabinets (depth > 500 mm)
- With removal top cover lip
- Optional snap-in adaptor plates / blank plates (max. 12)
- Built-in cable management rings and cable entries
- Maximum density of 288 fibres (LC version).


#### Description

HD fibre panel, 4U, fits up to 12 adaptor plates, Unloaded



#### Ref. No

**ACTMP4U**

P146841







### Plates

- Blank plates and adapter plates to be fixed on Actassi 19-HD fibre panel ref ACTMP1U and ACTMP4U
- Quick fixation by push-pull rivets
- Zirconia ceramic material ferrules for higher performance.

### Coverplates with adapters

Description	Ref. No
Adapter plate with 3 SC duplex beige adapters for multimode OM2/OM3/OM4 (support also singlemode)	<b>ACTFM1UF2SC3PMM</b>
Adapter plate with 3 SC duplex blue adapters for singlemode OS1/OS2 (support also multimode OM2/OM3/OM4)	<b>ACTFM1UF2SC3PSM</b>
Adapter plate with 6 SC duplex beige adapters for multimode OM2/OM3/OM4 (support also singlemode)	<b>ACTFM1UF2SC6PMM</b>
Adapter plate with 6 SC duplex blue adapters for singlemode OS1/OS2 (support also multimode OM2/OM3/OM4)	<b>ACTFM1UF2SC6PSM</b>
Adapter plate with 6 LC duplex beige adapters for multimode OM2/OM3/OM4 (support also singlemode)	<b>ACTFM1UF2LC6PMM</b>
Adapter plate with 6 LC duplex blue adapters for singlemode OS1/OS2 (support also multimode OM2/OM3/OM4)	<b>ACTFM1UF2LC6PSM</b>
Adapter plate with 12 LC duplex beige adapters for multimode OM2/OM3/OM4 (support also singlemode)	<b>ACTFM1UF2LC12PMM</b>
Adapter plate with 12 LC duplex blue adapters for singlemode OS1/OS2 (support also multimode OM2/OM3/OM4)	<b>ACTFM1UF2LC12PSM</b>

### Blank plate

Description	Ref. No
Blank adapter plate for ACTMP1U & ACTMP4U	<b>ACTMPBP</b>

### Splice tray

- Delivered with a cover and accessories
- Maximum 3 x 1U fusion splice tray kit can be stacked inside 1U HD fibre panel
- Only 1x 4U fusion splice tray kit is needed for 4U HD fibre panel (total 12 splice trays)
- Ready to install: fusion splice holders & heat shrink tube included.

Description	Ref. No
1U Fusion splice tray kit (max. 24-fibres)	<b>ACTFMSPTKIT</b>
4U Fusion splice tray kit (Full Set for up to 288 fibres)	<b>ACTFMSPT4USET</b>



## Adaptors

- Fibre optic adaptors suitable to connect and align optic connectors (for both applications: optic patchpanels in technical rooms and faceplates at workstation)
- both multimode and singlemode versions
- identification of multimode adaptors with beige color
- identification of singlemode adaptors with blue color
- available in SC, SC APC, ST, LC and MPO formats
- zirconia ceramic material ferrules
- snap-in latch.

## Multimode (MM) adaptors

Type	Qty/pack	Ref. No
SC Duplex Adapter MM	1	VDIB6031001
	100	VDIB6031002
SC Simplex Adapter MM	1	VDIB6021001
ST Simplex Adapter MM	1	VDIB6011001
	100	VDIB6011002
LC Duplex Adapter sq MM	1	VDIB6051001
	100	VDIB6051002
LC Duplex Adapter rect MM	1	VDIB6051003
	100	VDIB6051004

## Singlemode (SM) adaptors

Type	Qty/pack	Ref. No
SC Duplex Adapter SM	1	VDIB6032001
	100	VDIB6032002
SC APC Simplex Adapter SM	1	VDIB6072001
SC APC Duplex Adapter SM	1	VDIB6082001
LC Duplex Adapter sq SM	1	VDIB6052001
	100	VDIB6052002
LC Duplex Adapter rect SM	1	VDIB6052003
	100	VDIB6052004

P133687



P133692



P134792



P133694



P133699



P133698



P133695



P133701



P133693



P133700






The Actassi fibre optic connectors and adaptors are superior products delivering the best networking performance when used in conjunction with other Actassi fibre optic products.

**Specifications**

- Fibre optic adapters suitable to connect and align optic connectors (for both applications: optic patchpanels in telecom/equipment rooms and faceplates at workstation)
- both multimode and singlemode versions
- identification of multimode adapters with beige color
- identification of singlemode adapters with blue color
- available in SC, ST, LC and MTRJ formats
- zirconia ceramic material ferrules
- snap-in latch.

**Performances**

- SC connectors compliant with TIA/EIA 604-3 and IEC 61754-4 Ed.2
- LC connectors compliant with TIA/EIA 604-10A and IEC 61754-20 Ed.2
- ST connectors compliant with TIA/EIA 604-2 and IEC 61754-2
- MTRJ connectors compliant with TIA/EIA 604-12 and IEC 61754-18.



Description	Ref. No
<b>ST adaptors</b>	
ST adaptor, simplex, multi-mode, zirconia ceramic, metal	<b>ACTFA1TMMZM</b>
<b>SC adaptors</b>	
SC adaptor, simplex, single-mode, zirconia ceramic, plastic	<b>ACTFA1CSMZP</b>
SC adaptor, simplex, multi-mode, zirconia ceramic, plastic	<b>ACTFA1CMMZP</b>
SC adaptor, duplex, single-mode, zirconia ceramic, plastic	<b>ACTFA2CSMZP</b>
SC adaptor, duplex, multi-mode, zirconia ceramic, plastic	<b>ACTFA2CMMZP</b>
<b>LC adaptors</b>	
LC adaptor, duplex, single-mode, zirconia ceramic, plastic	<b>ACTFA2LSMZP</b>
LC adaptor, duplex, multi-mode, zirconia ceramic, plastic	<b>ACTFA2LMMZP</b>







## Enclosures for indoor needs

Wall-mounting


Floor-standing



PB501435



PB501418



PT33087

PB501427



PB501419



PB501631

# Actassi Enclosures

## Enclosures content (reminder)

<b>OPB</b> .....	<b>173</b>
19" Wall-Mounted Open Box .....	173
19" Wall-Mounted Open Box with swing rack .....	174
19" Wall-Mounted Open Box with fixed rack .....	177
19" Mobile Open Box .....	178
Roof accessories .....	180
Base accessories.....	181
<b>KDB</b> .....	<b>183</b>
19" Wall Knock-Down Box .....	184
Thermal management.....	186
<b>VDA</b> .....	<b>188</b>
Easy to install and to integrate .....	188
VDA/VDS Racks Overview .....	190
<b>VDA-B</b> .....	<b>191</b>
Simple and functional.....	191
<b>VDA-E</b> .....	<b>195</b>
Equipped and ready to use .....	195
<b>VDA-L</b> .....	<b>199</b>
Prepared for Ruko locking system .....	199
<b>VDS</b> .....	<b>202</b>
19" server enclosure .....	202
Patching frame.....	207
Overhead patching frame .....	207
<b>VDA/VDS</b> .....	<b>208</b>
EA accessories .....	208
EA Base accessories .....	218
Universal accessories.....	220
Earth connection.....	222
Fixing components.....	223
Shelves (compatible only with floor standing enclosures) .....	224
Equipment support.....	227
Electrical power distribution rails.....	228
Power distribution .....	231
Cable management .....	232
Cable management (compatible only with floor standing) .....	234
Plates.....	237
Thermal-management .....	238
<b>19-E Universal accessories lighting</b> .....	<b>240</b>
Customised offer.....	240
VDA/VDS.....	242
Customisation services.....	242
<b>Technical information</b> .....	<b>248</b>
Technical information .....	248



# Actassi Enclosures

With the Actassi system you can create a seamless end-to-end network connectivity solution for all needs. There are different conditions and demands on the installations in buildings, data centers and small offices. That is why Actassi includes all possible sizes of wall-mounted and floor-standing enclosures, from 6 to 47 units in different widths, depths, colors and compositions. You can always find an Actassi enclosure that gives a perfect result.



Do you want to have other enclosures than standard? No problem. With Actassi enclosures it's possible to customize color, accessories, specific lining etc. according to your personal needs.



## The Digital Rule helps you select products

Hard to select the Actassi enclosures, RJ45 connectors, patch panels and cables? Visit [se.com](http://se.com) and try our Digital Rule.

It's an intelligent online e-catalog which will facilitate your choices and helps ensuring an error-free specification.




## The Actassi system – Network Connectivity

Actassi is Schneider Electric's new global state-of-the-art range for networking and connectivity infrastructure solutions for buildings. It consists of the best performing features from local Schneider Electric brands such as LexCom, Infraplus, Clipsal Datacomms, Sarel and Himel. From RJ45 connectors to network enclosures, the Actassi system offers every installer around the world the best of the best solutions.

Ref: LSB02659EN  
06/2022




Scan or click



# Actassi wall-mounted enclosures


The Actassi wall-mounted OPB OpenBox enclosures allow you to easily integrate patch panels, cables, switches and digital recorders. All the lining can be removed without tools, and with the swing-rack version of OPB, with a quick-locking system, you'll get access to the connections from the back to handle the maintenance in a convenient way. Too hot in the enclosure? No problem, it's easy to integrate a blanking plate with two fans. With Actassi KDB, the new flat-pack knock-down boxes, you save 60% of space in the stock. And it takes only 5 minutes to assemble.



PB501435

4

## Actassi OPB and KDB



PB501435

**Actassi OPB**  
Open Box with swing  
rack



PB501434

**Actassi OPB**  
Open Box with fixed  
rack



PB501476

**Actassi OPB**  
Mobile Open Box



P133087

**Actassi KDB**  
Knock-Down Box



P146954

**Actassi wall-mounted**

# Maximised capacity and swift maintenance with Actassi OPB

Time for adjustments? Just open the sides and fold out the swing rack. Replace and add whatever parts you need, no tools are necessary. Fold back the rack, close the sides and you are done. To increase the flexibility of the entire installation, use the Actassi OPB as a distributed solution.



The Actassi OPB serves perfectly as a distributed solution. In a hospital for instance, the need for quick, reliable and easily expandable network connectivity can be crucial.

## Actassi OPB – open for installation

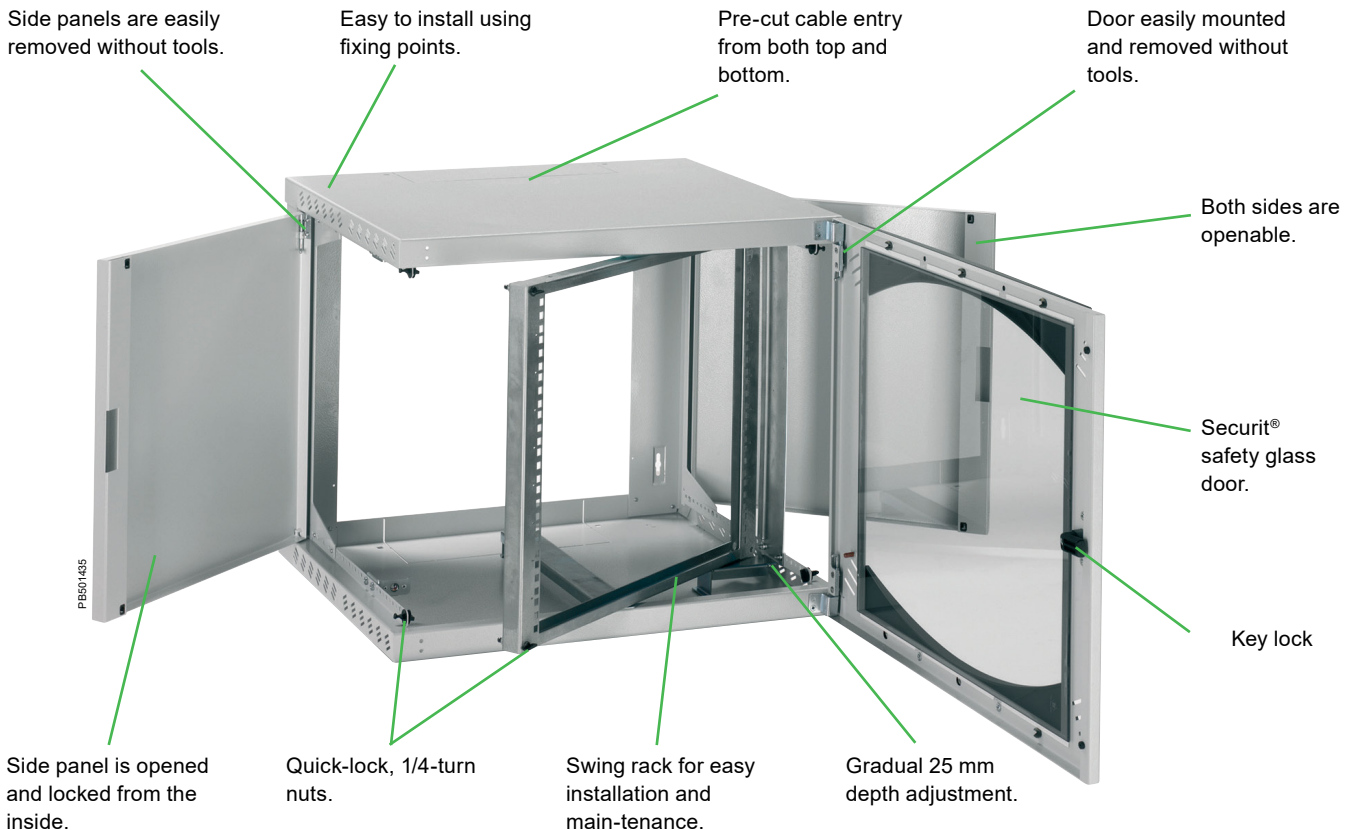
The Actassi OPB is wide open for a swift and struggle-free installation. Steady as a rock, even with the side panels and the door dismantled.

## The swing rack makes all the difference

When making the first installation, as well as continuous upgrades, you will find that the swing rack makes all the difference for you as an installer. Access from all sides, pre-cut cable entries and minimum usage of tools are some of the other features that make the OPB truly open for installation and maintenance.



P131659





# OPB

## 19" Wall-Mounted Open Box

Ergonomic and Adaptable




Actassi OPB is assembled at delivery, ready to use



Side panels, swing rack and door can be opened and removed without tools. Quick and easy.

# 50 kg


The body allows mounting of components up to 50 kg.



**Easy to install**  
The Actassi OPB enclosure can be wall-mounted by a single person using the fixing points intended for the passage of holding screw heads into the wall.




**Ergonomics**  
The side panels swing through 120° and can be easily removed without tools. Rear access is easy. Door easily removable without tools.



**Easy to cable**  
The cable entries, top or bottom, are pre-cut and open into the rear of the Actassi OPB enclosure. The enclosure fits around those cables that are already in place (rear blanking plate optional).



**Adaptable**  
The 19" uprights are designed to be depth-adjustable with a step of 25 mm. Their fixing with screws helps guaranteeing the rigidity of the Actassi OPB enclosure.



**Easy to install and to reverse**  
Its drilling template on the packaging and its 4 wall-mounted points enable quick and efficient installation while guaranteeing reversibility by simply turning the enclosure around.



**Ergonomics**  
The side panels are locked from the inside by two 1/4-turn nuts, accessible only when the door is open.



# OPB

## 19" Wall-Mounted Open Box with swing rack

### Open for easy installation and maintenance Introduction and selection guides




PB501435



Total accessibility with the swing rack and the swingable and removable side panels and door.

- Wall-mounted enclosure made from folded and welded sheet steel, powder paint, leather-grain finish, RAL 7035 light grey epoxy-polyester
- Enclosure made up of a body, 2 hinged and removable side panels, a 19" swing rack and a Securit® glass transparent door with key no. 333
- Protection rating: IP20
  - protection against objects > 12.5 mm
  - no protection against liquids
  - Impact Protection: IK08
  - Impact energy = 5 joules
- Available enclosures:
  - 5 heights: 6, 9, 12, 15, 18U
  - 3 depths: 400, 500 and 600 mm
- Swing rack: acceptable load of 25 kg (Include 25% of margin load rating according to IEC 62208)
- Certifications: in compliance with directive RoHs, with 19" standard IEC 60297-3-100 and EIA-310-E.

### Installed enclosures




Number of U	Dimensions (mm)			Ref. No	Blanking plate	Cable-gland plate with brush gasket	Blanking plate with 2 fans, cannot be used directly with UK PDU
	Height	Width	Depth				
6	380	600	400	NSYOPB6U4P	NSYOPB6UTPN	NSYECP300	NSYECVT300
6	380	600	500	NSYOPB6U5P	NSYOPB6UTPN		
9	515	600	400	NSYOPB9U4P	NSYOPB9UTPN		
9	515	600	500	NSYOPB9U5P	NSYOPB9UTPN		
12	650	600	500	NSYOPB12U5P	NSYOPB12UTPN		
12	650	600	600	NSYOPB12U6P	NSYOPB12UTPN		
15	780	600	500	NSYOPB15U5P	NSYOPB15UTPN		
15	780	600	600	NSYOPB15U6P	NSYOPB15UTPN		
18	915	600	500	NSYOPB18U5P	NSYOPB18UTPN		



# OPB

## 19" Wall-Mounted Open Box with swing rack



PB501434




2U extra space "for free", 1U in the top and 1U in the bottom. Can be used for example for power rails.


### Ergonomic and adaptable Introduction and selection guides

- Wall-mounted enclosure made from folded and welded sheet steel, powder paint, leather-grain finish, RAL 7035 light grey epoxy-polyester
- Enclosure made up of a body, 2 hinged and removable side panels, 19" fixed uprights and a Securit® glass transparent door or plain sheet steel door with key no. 333
- Protection rating: IP20
  - protection against objects > 12.5 mm
  - no protection against liquids
- Impact Protection: IK08 (for glazed door)
  - impact energy = 5 joules
- Impact Protection: IK10 (for plain door)
  - impact energy = 20 joules
- Available enclosures:
  - 6 heights: 6, 9, 12, 15, 18, 21U
  - 3 depths: 400, 500 and 600 mm
- Fixed 19" rack. Acceptable load: 3 kg/U; max. 50 kg per enclosure (Include 25% of margin load rating according to IEC 62208)
- Certifications: in compliance with directive RoHs, with 19" standard IEC 60297-3-100 and EIA-310-E.

### Installed enclosures



PB501418



PB501436



PB501440



PB501011

Number of U	Dimensions (mm)			Ref. No	Blanking plate	Cable-gland plate with brush gasket	Blanking plate with 2 fans, cannot be used directly with UK PDU
	Height	Width	Depth				
6	380	600	400	NSYOPB6U4F	NSYOPB6UTPN	NSYECVP300	NSYECVT300
6	380	600	500	NSYOPB6U5F	NSYOPB6UTPN		
9	515	600	400	NSYOPB9U4F	NSYOPB9UTPN		
9	515	600	500	NSYOPB9U5F	NSYOPB9UTPN		
9	515	600	600	NSYOPB9U6F	NSYOPB9UTPN		
12	650	600	400	NSYOPB12U4F	NSYOPB12UTPN		
12	650	600	500	NSYOPB12U5F	NSYOPB12UTPN		
12	650	600	600	NSYOPB12U6F	NSYOPB12UTPN		
15	780	600	400	NSYOPB15U4F	NSYOPB15UTPN		
15	780	600	500	NSYOPB15U5F	NSYOPB15UTPN		
15	780	600	600	NSYOPB15U6F	NSYOPB15UTPN		
18	915	600	400	NSYOPB18U4F	NSYOPB18UTPN		
18	915	600	500	NSYOPB18U5F	NSYOPB18UTPN		
21	1050	600	500	NSYOPB21U5F	NSYOPB21UTPN		
21	1050	600	600	NSYOPB21U6F	NSYOPB21UTPN		

### Enclosure with plain door



P131668



PB501436



PB501011

Number of U	Dimensions (mm)			Ref. No	Blanking plate	Blanking plate with 2 fans, cannot be used directly with UK PDU
	Height	Width	Depth			
9	515	600	400	NSYOPB9U4FR	NSYOPB9UTPN	NSYECVT300
12	650	600	400	NSYOPB12U4FR	NSYOPB12UTPN	
15	780	600	500	NSYOPB15U5FR	NSYOPB15UTPN	
18	915	600	500	NSYOPB18U5FR	NSYOPB18UTPN	

# OPB

## 19" Wall-Mounted Open Box with swing rack



NSYOPB6U4P

### 19" Wall-Mounted Open Box with swing rack

- Wall-mounted enclosure made from folded and welded sheet steel, powder paint, leather-grain finish, RAL 7035 light grey epoxy-polyester
- Enclosure made up of a body, 2 hinged and removable side panels, a 19" swing rack and a Securit® glass transparent door with key no. 333
- Protection rating: IP20
  - protection against objects > 12.5 mm
  - no protection against liquids
- Impact Protection: IK08
- Impact energy = 5 joules
- Available enclosures:
  - 5 heights: 6, 9, 12, 15, 18U
  - 3 depths: 400, 500 and 600 mm
- Swing rack: acceptable load of 25 kg (Include 25% of margin load rating according to IEC 62208)
- Certifications: in compliance with directive RoHs, with 19" standard IEC 60297-3-100 and EIA-310-E.

Number of U	Dimensions (mm)			Ref. No	Characteristics
	Height	Width	Depth		
6	380	600	400	<b>NSYOPB6U4P</b>	19" Wall-Mounted Open Box with swing rack, glazed door
6	380	600	500	<b>NSYOPB6U5P</b>	19" Wall-Mounted Open Box with swing rack, glazed door
9	515	600	400	<b>NSYOPB9U4P</b>	19" Wall-Mounted Open Box with swing rack, glazed door
9	515	600	500	<b>NSYOPB9U5P</b>	19" Wall-Mounted Open Box with swing rack, glazed door
12	650	600	500	<b>NSYOPB12U5P</b>	19" Wall-Mounted Open Box with swing rack, glazed door
12	650	600	600	<b>NSYOPB12U6P</b>	19" Wall-Mounted Open Box with swing rack, glazed door
15	780	600	500	<b>NSYOPB15U5P</b>	19" Wall-Mounted Open Box with swing rack, glazed door
15	780	600	600	<b>NSYOPB15U6P</b>	19" Wall-Mounted Open Box with swing rack, glazed door
18	915	600	500	<b>NSYOPB18U5P</b>	19" Wall-Mounted Open Box with swing rack, glazed door

Cable-gland plate with brush gasket,

ref. **NSYECP300**, see [page 180](#)

Blanking plate with 2 fans, cannot be used directly with UK PDU, ref. **NSYECVT300**, see [page 180](#)

# OPB

## 19" Wall-Mounted Open Box with fixed rack



### 19" Wall-Mounted Open Box with fixed rack

- Wall-mounted enclosure made from folded and welded sheet steel, powder paint, leather-grain finish, RAL 7035 light grey epoxy-polyester
- Enclosure made up of a body, 2 hinged and removable side panels, 19" fixed uprights and a Securit® glass transparent door or plain sheet steel door with key no. 333
- Protection rating: IP20
  - protection against objects > 12.5 mm
  - no protection against liquids
- Impact Protection: IK08 (for glazed door)
  - impact energy = 5 joules
- Impact Protection: IK10 (for plain door)
  - - impact energy = 20 joules
- Available enclosures:
  - 6 heights: 6, 9, 12, 15, 18, 21U
  - 3 depths: 400, 500 and 600 mm
- Fixed 19" rack. Acceptable load: 3 kg/U; max. 50 kg per enclosure (Include 25% of margin load rating according to IEC 62208)
- Certifications: in compliance with directive RoHs, with the 19" standard IEC 60297-3-100 and EIA-310-E.

Cable-gland plate with brush gasket, ref. [NSYEC300](#), see [page 180](#)  
 Blanking plate with 2 fans, cannot be used directly with UK PDU, ref. [NSYECVT300](#), see [page 180](#)

Number of U	Dimensions (mm)			Ref. No	Characteristics
	Height	Width	Depth		
6	380	600	400	<a href="#">NSYOPB6U4F</a>	19" Wall-Mounted Open Box with fixed rack, glazed door
6	380	600	500	<a href="#">NSYOPB6U5F</a>	19" Wall-Mounted Open Box with fixed rack, glazed door
9	515	600	400	<a href="#">NSYOPB9U4F</a>	19" Wall-Mounted Open Box with fixed rack, glazed door
9	515	600	500	<a href="#">NSYOPB9U5F</a>	19" Wall-Mounted Open Box with fixed rack, glazed door
9	515	600	600	<a href="#">NSYOPB9U6F</a>	19" Wall-Mounted Open Box with fixed rack, glazed door
12	650	600	400	<a href="#">NSYOPB12U4F</a>	19" Wall-Mounted Open Box with fixed rack, glazed door
12	650	600	500	<a href="#">NSYOPB12U5F</a>	19" Wall-Mounted Open Box with fixed rack, glazed door
12	650	600	600	<a href="#">NSYOPB12U6F</a>	19" Wall-Mounted Open Box with fixed rack, glazed door
15	780	600	400	<a href="#">NSYOPB15U4F</a>	19" Wall-Mounted Open Box with fixed rack, glazed door
15	780	600	500	<a href="#">NSYOPB15U5F</a>	19" Wall-Mounted Open Box with fixed rack, glazed door
15	780	600	600	<a href="#">NSYOPB15U6F</a>	19" Wall-Mounted Open Box with fixed rack, glazed door
18	915	600	400	<a href="#">NSYOPB18U4F</a>	19" Wall-Mounted Open Box with fixed rack, glazed door
18	915	600	500	<a href="#">NSYOPB18U5F</a>	19" Wall-Mounted Open Box with fixed rack, glazed door
21	1050	600	500	<a href="#">NSYOPB21U5F</a>	19" Wall-Mounted Open Box with fixed rack, glazed door
21	1050	600	600	<a href="#">NSYOPB21U6F</a>	19" Wall-Mounted Open Box with fixed rack, glazed door

### Enclosure with plain door

Blanking plate with 2 fans, cannot be used directly with UK PDU, ref. [NSYECVT300](#), see [page 180](#)

Number of U	Dimensions (mm)			Ref. No	Characteristics
	Height	Width	Depth		
9	515	600	400	<a href="#">NSYOPB9U4FR</a>	19" Wall-Mounted Open Box with fixed rack, plain door
12	650	600	400	<a href="#">NSYOPB12U4FR</a>	19" Wall-Mounted Open Box with fixed rack, plain door
15	780	600	500	<a href="#">NSYOPB15U5FR</a>	19" Wall-Mounted Open Box with fixed rack, plain door
18	915	600	500	<a href="#">NSYOPB18U5FR</a>	19" Wall-Mounted Open Box with fixed rack, plain door



# OPB

## 19" Mobile Open Box

Flexible and versatile

### Made for audiovisual application

#### Technical characteristics

- The body of the enclosure has cut-outs at the top and bottom to allow natural airing
- Cable entry through rear opening and through pre-cut areas on the top and bottom of the enclosure
- 4 cut-outs are provided for wall-mounted
- The 2 side panels can be opened very easily by means of two 1/4-turn nuts. The panels can be removed without tools
- The 19" uprights in zinc-coated steel are depth-adjustable on a 25 mm step
- The Securit® glass door is completely reversible. It is equipped with a handle and a locking system with key no. 333. It is easily removed without tools
- Certifications: in compliance with directive RoHs, with 19" standard IEC 60297-3-100 and EIA-310-E.

#### Composition

- Actassi OPB with top and bottom cut-outs
- 1 glazed front door with a lock, key no. 333
- 1 rear plate, reference: **NSYOPB6UTPN** to **NSYOPB21UTPN**
- 4 depth-adjustable 19" uprights. Additional uprights available
- 4 wheels, reference **NSYRUFOPB**
- Option of installing a plinth instead of the wheels.




P6601476

# OPB

## 19" Mobile Open Box

Flexible and versatile



PB501438

### Rear blanking plate

- Blanking plate made from sheet steel, powder paint, leather-grain finish, RAL 7035 light grey epoxy-polyester

**Supply:**

Delivered with the fixings required for installation

Number of U	Ref. No	Characteristics
6	NSYOPB6UTPN	Rear blanking plate
9	NSYOPB9UTPN	Rear blanking plate
12	NSYOPB12UTPN	Rear blanking plate
15	NSYOPB15UTPN	Rear blanking plate
18	NSYOPB18UTPN	Rear blanking plate
21	NSYOPB21UTPN	Rear blanking plate

### Additional 19" uprights

- Material: zinc-coated sheet steel, 20/10 mm thick
- Maximum load: 3 kg/U; max. 50 kg per enclosure
- Unit marking.

**Supply:**

Set of two 19" uprights delivered with the fixings required for installation



NSYOPB6UF

Number of U	Ref. No	Characteristics
6	NSYOPB6UF	Additional 19" uprights
9	NSYOPB9UF	Additional 19" uprights
12	NSYOPB12UF	Additional 19" uprights
15	NSYOPB15UF	Additional 19" uprights
18	NSYOPB18UF	Additional 19" uprights
21	NSYOPB21UF	Additional 19" uprights



PB501441

### 19" uprights, rear, 2U

- Allows to save 2U on the front and to fix Power Distribution Unit on the back of the enclosure
- It is fixed to the rear of the enclosure
- It allows the installation of products in 19" format
- Height adjustment with a step of 44.45 mm (1U)
- Material: zinc-coated sheet steel.

**Supply:**

Set made up of 2 partial 2U 19" uprights delivered with the fixings required for installation

Number of U	Ref. No	Characteristics
2	NSYSSOPB	19" uprights, rear, 2U



PB501445

### Cable support for enclosure, rear

- Allows to help securing and guide the cables on the back of the enclosure
- Fixed to the rear of the enclosure to support and fix the cables
- Height adjustable with a step of 44.45 mm (1U)
- Material: zinc-coated steel

**Supply:**

Delivered with the fixings required for installation.


Cable support	Characteristics
NSYSPBOPB	Cable support for enclosure, rear



# OPB

## EA accessories

### Roof accessories



NSYEC300

#### Top or bottom blanking plate

- Plain blanking plate
- Material: zinc-coated steel sheet.

**Supply:**

Delivered with the fixings required for installation.

Ref. No	Characteristics
NSYEC300	Top or bottom blanking plate



#### Blanking plate with brush gasket

- Fixing to the top or bottom openings of the enclosures
- Material: zinc-coated steel sheet

**Supply:**

Delivered with the fixings required for installation.

Dimensions (mm)	Ref. No	Characteristics
35 x 300	NSYEC300	Blanking plate with brush gasket




NSYECPT300

#### Total brush gasket

- It is fixed to the top and bottom cable entries.

Dimensions (mm)	Ref. No	Characteristics
100 x 300	NSYECPT300	Total brush gasket



NSYECAV300

#### Top or bottom blanking plate with ventilation louvres

- Fixing to the top or bottom openings of the enclosures
- Material: zinc-coated sheet steel

**Supply:**

Delivered with the fixings required for installation.

Ref. No	Characteristics
NSYECAV300	Top or bottom blanking plate with airing louvres



NSYECVT300

#### Top or bottom blanking plate with 2 fans

- 2 fans installed and wired to on the terminal block, including a protection grille.
- A power supply cable of 2 m in length is supplied connected
- Free flow of 35 m<sup>3</sup>/h each
- Fixing to the top or bottom openings of the enclosures
- Material: zinc-coated sheet steel
- Delivered with the fixings required for installation
- Sound level: 35 dB (A)
- Cannot be used directly with UK PDU.

**Supply:**

Delivered with the fixings required for installation.

Ref. No	Characteristics
NSYECVT300	Top or bottom blanking plate with 2 fans



See also the 19-E  
Universal accessories



Thermal management  
page 239

# OPB

## EA accessories

### Base accessories



NSYPNOPB

#### Levelling feet

- Require drilling of the enclosure at the knock-out point for direct installation
- Set of 4 parts.

**Supply:**

Delivered with the fixings required for installation.

Ref. No	Characteristics
NSYPNOPB	Levelling feet



NSYRUFOPB

#### Wheels

- Require drilling of the enclosure at the knock-out point for direct installation
- Installation possible on the plinth
- Set of 4 parts.

**Supply:**

Delivered with the fixings required for installation.

Ref. No	Characteristics
NSYRUFOPB	Wheels



NSYZUN65OPB

#### Plinths

- Material: sheet steel, 15/10 mm thick, powder paint, leather grain finish, RAL 7011 dark grey epoxy-polyester
- Height 100 mm
- Removable surfaces
- Knock-out entries on the side and rear surfaces for cable entry.

**Supply:**

Delivered with the fixings required for installation.

Dimensions (mm)		Ref. No	Characteristics
Width	Depth		
600	500	NSYZUN65OPB	Plinths
600	600	NSYZUN66OPB	Plinths

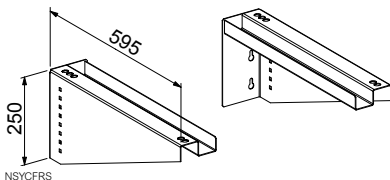


NSYJPSVD

#### Brush gasket for the cable entries through the plinth

- It is fixed to the knock-out areas for the cable entries
- Delivery as a unit.

Entry width (mm)	Ref. No	Characteristics
75 x 400	NSYJPSVD	Brush gasket for the cable entries through the plinth



NSYCFRS

#### Wall-mounted kit for Actassi enclosures

- Allows wall-mounted of enclosures from 6U to 29U, with a depth of 600 mm
- Maximum load inside the enclosure: 50 kg
- The kit includes 2 brackets

**Supply:**

Delivered with the fixings required for installation.

Enclosure depth (mm)	Ref. No	Characteristics
600	NSYCFRS	Wall-mounted kit for Actassi enclosures





NSYGF140OPB

#### Partial fixed slides

- Set of 2 slides for supporting a drawer, a shelf or 19" hardware
- Fixing by attachment on the front 19" uprights
- Material: zinc-coated steel
- Acceptable load: 15 kg.

Width (mm)	Ref. No	Characteristics
140	<b>NSYGF140OPB</b>	Partial fixed slides




NSYGF200OPB

#### Fixed slides

- Set of 2 slides for supporting a drawer, a shelf or 19" hardware
- Fixing by attachment between the front and rear 19" uprights
- Material: zinc-coated steel
- Heel of 0 mm
- Acceptable load: 15 kg.

Centre-to-centre distance (mm)	Ref. No	Characteristics
200	<b>NSYGF200OPB</b>	Fixed slides



NSYSRCOPB

#### Rear cable support on 19" uprights

- Fixing to the rear of the 19" uprights to support the cables
- Material: zinc-coated steel

#### Supply:

Delivered with the fixings required for installation.

Ref. No	Characteristics
<b>NSYSRCOPB</b>	Rear cable support on 19" uprights



NSYCTOPB

#### Earthing kit for Actassi OPB

- To earth all the covering components.

Ref. No	Characteristics
<b>NSYCTOPB</b>	Earthing kit for Actassi OPB

# Actassi KDB knock-down boxes – ideal for smaller businesses

Imagine providing excellent equipment for network, telephone, security and audio/video while saving up to 60% on stock space. Add smart benefits like the flat-package and the exceptional mounting time of 5 minutes, and you have the major advantages of the KDB enclosure in a little box.

## Actassi KDB knock-down box

A sturdy, robust enclosure made of welded sheet steel, with great opportunities for several kinds of installations, would probably lead to quite time- and space-consuming mounting and installation. Not the Actassi KDB knock-down boxes. The keyword is “easy”.

## Easy to stock, assemble and manage

Let’s start with the package. The clever flat pack will help save up to 60 % on storage space. It’s easy to stock – just grab a couple of packages from the shelf, load them into the your car and you are ready to go.

On site, the enclosure can be put up, wall-mounted and prepared for the components in just a few minutes. In addition, there are a number of handy features that provide equal easiness: the tool-less door with spring hinges for optimized access to the patch panels, the brush panel for swift cable management and the fan plates for smart airing.



The Actassi KDB boxes are available at your wholesaler. Always quick and easy to find an enclosure for your needs.



## Save 60 % on stock space

The KDB enclosure is easy to stock and load. The flat-pack allows you to save up to 60% on space, which means you can make more installations in less time.



**5** minutes  
**1** person  
**1** tool

Actassi KDB enclosures offer exceptional simplicity in terms of mounting and installation. One person can set up the KDB in less than 5 minutes. And the only tool needed is a regular screwdriver.




4

# KDB

## 19" Wall Knock-Down Box

Simple and space-saving



### 5 minutes

You need only five minutes to mount the Actassi KDB enclosure.



Easy to assemble. You only need one single tool. A drilling template facilitates the fixation on the wall.

### 40 kg

The body allows mounting of components up to 40 kg.



**Easy to stock and ship**  
The flat-pack architecture of KDB enclosure helps saving 60% of space in the stock. It is also very easy to ship and carry.



**Easy to assemble**  
The symmetric construction of the top, bottom and side panels gives easy and helps assembling.



**Easy to use**  
Tool-less door with spring hinges facilitates the access to the patch panels.



**Easy cable management (option)**  
Use the 19" brush panel to easily manage the entry of cables suppress into the top and bottom.



**Smart ventilation (option)**  
Helps protecting the installed components like switches and PABX. Use the 19" smart fan plates equipped with a thermostat adjustable from 0 °C to 55 °C



**Easy to adapt**  
If you need more space at the front of the enclosure, you can easily move the 19" uprights each 25 mm.



# KDB

## 19" Wall Knock-Down Box

Simple and space-saving



# 60 %

The flat-pack helps saving up to 60% of space in the stock

### Introduction and selection guides

- Flat-pack wall-mounted enclosure dismantled in 1 package
- Symmetric enclosure made from welded sheet steel, powder-painted, leather-grain finish, RAL 7035 light grey epoxy-polyester.
- Enclosure made up of a body, one pair of 19" fixed uprights and a Securit® glass transparent door with key no. 333.
- Top and bottom 19" knock-down plates for entry cables and fans – 0U
- Protection rating: IP20
- protection against objects > 12.5 mm
- no protection against liquids
- Impact Protection: IK08
- impact energy = 5 joules
- Acceptable load: 3 kg/U; max. 40 kg per enclosure.
- (Include 25% of margin load rating according to IEC 62208)
- Certifications: in compliance with directive RoHs, with 19" standard IEC 60297-3-100 and EIA-310-E
- Brush entry cables **NSYCRTM1U1PS** (in option)
- Smart fan **NSY1FAN230T** to manage the temperature from 0°C to 55°C (in option).

### Installed enclosures

Number of U	Dimensions (mm)			Ref. No	Brush entry cables	Smart fan
	Height	Width	Depth			
6	352	600	400	<b>NSYKDB6U4F</b>	<b>NSYCRTM1U1PS</b>	<b>NSY1FAN230T</b>
9	485	600	400	<b>NSYKDB9U4F</b>		
12	618	600	600	<b>NSYKDB12U6F</b>		
15	752	600	600	<b>NSYKDB15U6F</b>		





### Smart fans

- 19" fan plate
- 0U on top and bottom of the box
- - 3U fixed on the 19" uprights
- Equipped with 1 or 2 fans
- 90 CFM per fan (155 m3/h)
- 230 V - AC
- plugs IEC 14 to power
- Mains input: socket IEC C14 - for connection with IEC C13 plug power cable
- Equipped with 1 adjustable thermostat 0 °C to 55 °C
- Equipped with 1 led switch On/Off.



#### Smart fans

- Equipped with 1 adjustable thermostat 0°C to 55°C
- Equipped with 1 led switch On/Off.

#### Basic fans

- Without thermostat and switch.



**Supply:**  
Delivered without cable.

Basic fans	Type	Ref. No	Characteristics
	1 Fan	<b>NSY1FAN230</b>	Basic fans
	2 Fans	<b>NSY2FAN230</b>	Basic fans

### Basic fans

- 19" fan plate
- 0U on top and bottom of the box
- 3U fixed on the 19" uprights
- Equipped with 1 or 2 fans
- 90 CFM per fan (155 m3/h)
- 230 V - AC
- plugs IEC 14 to power
- Mains input: socket IEC C14 - for connection with IEC C13 plug power cable
- Without thermostat and switch.

**Supply:**  
Delivered without cable.

Smart fans	Type	Ref. No	Characteristics
	1 Fan	<b>NSY1FAN230T</b>	Smart fans
	2 Fans	<b>NSY2FAN230T</b>	Smart fans

### Cables for smart & basic fan plates

- Black power cables of 3 m to power the fan plates.

	Plug Out	Plug In	Ref. No	Characteristics		Plug Out	Plug In	Ref. No	Characteristics
	IEC C13	Schuko/FR	<b>NSYIEC13SCH</b>	Cables for smart & basic fan plates		IEC C13	IEC C14	<b>NSYIEC13IEC14</b>	Cables for smart & basic fan plates

# Actassi floor-standing enclosures

Are you looking for an enclosure that is robust and very quick to install? Actassi VDA should be your choice. Smart details and an option to choose pre-installed accessories reduce the installation time. If you need a top-of-the-line server enclosure, Actassi VDS is hard to beat. It can be mounted with up to 750 kg of 19" components, and the micro-perforated door helps ensuring superior air flow (above 80%).



**Actassi VDA-B**  
Cabling enclosure



**Actassi VDA-E**  
Cabling enclosure



**Actassi VDA-L**  
Cabling enclosure.  
Prepared for Ruko  
locking system



**Actassi VDS**  
Server enclosure

4

# VDA

## Easy to install and to integrate 19" Cabling enclosure



### Adaptable

The configured offer allows you to equip the rack according to your needs:

- 2 framework models,
- 13 door models,
- 2 side panel models.

### Aesthetics and customisation

3 models referenced: VDA-B, VDA-E, VDA-L (Ruko).

2 colour variants:

- 2 colors light grey (RAL7035) or dark grey (RAL9011)



### Time saving

All doors can be installed and removed quickly.

The cladding can be installed and removed by one person. The feet can be adjusted from the inside.

### Rigidity and sturdiness

400 kg of acceptable static load. Option of increasing to 500 kg using a rigidity kit.

# VDA


## Easy to install and to integrate

### 19" Cabling enclosure



#### Innovation

The side cable entry is the most ergonomic and efficient solution on the market. The top and bottom openings, flush with the structure, allow the cables to be prepared before installing the rack. These openings also allow for easy maintenance and are closed when the side panels are installed.



#### Ergonomics

The routing of the cable glands is easier:

- Knock-out side cable glands at top and bottom.
- Knock-out rear cable glands at top and bottom.
- Large opening on the roof, offset towards the rear and equipped with a removable plate. Allows the integration of live equipment at the top and the entry of cables by the rear.
- Large opening at the bottom.



#### Accessories

The central openings on the roof and the base support multiple blanking plate combinations (plain, with brush gasket or ventilated). Optional installation of the blanking plates with the roof plate thanks to the roof stand-offs.



Panels and doors can be installed and removed quickly by one person.




#### Harmonious design

With modern aesthetics: strip, handle, hinge, in rounded shape.



#### Safety

Helps securing installed components such as switches. The latches of the panels can be equipped with a key locking system (the key is identical for all the doors).



#### Smart

The pivot and guide system allows the panels to be returned to their place quickly, with maximum safety.



The airing is adjustable and does not take up any units (1 to 9 fans).



#### Practical

Marking of the units on the front panel and on the side for quick installation of the equipment. The 19" uprights are easily adjusted in depth on site.



#### Adjustable airing


The roof airing is depth-adjustable and does not take up any units. Option of installing 1 to 9 fans according to the size of your enclosure.



# VDA/VDS Racks Overview



VDA B/E/L Enclosures



VDS - Server Enclosure

		Acceptable Static Load	Colors	19" Uprights		Lining specificities			Equipments	
				Front	Rear	Door	Side Panel	Rear		
VDA-B	Simply and functionally designed for cabling applications with switches and routers	400 kg 882 lbs	Ral7035 - Light Grey	x2	No	glazed (1-point locking system)	locking by latches	Panel (locking by latches)	Earthing kit NSYC-TVDA must be ordered separately	
VDA-E	Equipped and ready to use for IT and VIDEO applications		Ral7035 - Light Grey	x2	x2	glazed (2-point locking system)		Full plain door (1-point locking system)	Earthing kit is pre-installed + bag of 30 cage nuts M6 and 30 screws&washers	
VDA-L	Prepared and ready to use for network applications with Ruko Locking System		24U	Ral9011 - Black	x2	x2		glazed (2-point locking system)	Full plain door (1-point locking system)	Earthing kit is pre installed + Bag of 30 cage nuts M6 and 30 screws&washers
			42U	Ral7035 - Light Grey	x2	No		glazed (1-point locking system)	Panel (locking by latches)	Cover NSYAEDKRUVD is must be ordered separately for Ruko locking system
				Ral9011 - Black	x2	x2		glazed or plain (2-point locking system)	Panel (locking by latches)	Adapter NSYAEDN1DVD is supplied with the rack for Ruko locking system
VDS	19" Server enclosure, robust and ventilated for micro data centers	750 kg 1654 lbs	Ral9011 - Black	x2	x2	ventilated (2-point locking system)	Ventilated Door (2-point locking system)	Earthing kit is pre-installed		

# VDA-B

## Simple and functional

### Introduction



#### VDA-B rack

- Designed for circulation applications with switches and routers
- 6 heights: 24U, 29U, 33U, 38U, 42U and 47U
- 2 widths: 600 and 800 mm
- 3 depths: 600, 800 and 1000 mm
- Acceptable static load: 400 kg
- Dynamic load: 250 kg
- Color: light Grey (RAL 7035) for lining
- Protection rating: IP20
  - protection against objects > 12.5 mm
  - no protection against liquids
- Impact Protection: IK08
  - impact energy = 5 joules
- Certifications: in compliance with directive RoHS, with 19" standard IEC 60297-3-100 and EIA-310D.

#### Rack composition

- Top and bottom frames, mechanically assembled by Torx screws to the vertical structure uprights, thus forming a rigid framework
- Base without blanking plate
- Cut-out roof, closed with a removable blanking plate
- Glazed reversible front door, 4 mm Securit® glass, opening to 180°, 1-point lock with a key no. 333. Hinges on the right as standard
- Rear panel with quick installation and removal, locking by latches
- Side panels with quick installation and removal, locking by latches
- Top and bottom side cable glands flush with the structure
- Top and bottom side knock-out areas for cable entry, with a width of 800 mm
- Large opening on the bottom and large knock-out area on the rear for cable entry.
- Levelling feet installed
- Two 19" uprights made from treated steel, installed 100 mm back from the front surface and depth-adjustable in steps of 25 mm
- Delivered on a pallet wrapped with film.

#### Composition of the rack without side panels

- Exactly the same composition as the above rack, but without the side panels
- Coupling kit not supplied
- If coupling is required, use the coupling kit (ref. **NSYCUNVDA**) and the brush gasket (ref. **NSYCUNPL800** or **NSYCUNPL1000**) to close the cable entry left by the 2 side panels.


# VDA-B

## Simple and functional, Overview

### Selection guide

VDA-B racks, RAL 7035 Light Grey

Installed enclosures



Number of U	Dimensions (mm)			Rack with side panels	Rack without side panels	19" uprights	100 mm plinth	Handling wheels	Cable-gland trim
	Height	Width	Depth						
24	1200	600	600	NSYVDA24U66B	-	NSYBR9F24	NSYZUN66VDA	NSYRUFVDA	-
24	1200	600	800	NSYVDA24U68B	-	NSYBR9F24	NSYZUN68VDA	NSYRUFVDA	-
24	1200	600	1000	NSYVDA24U610B	-	NSYBR9F24	NSYZUN610VDA	NSYRUFVDA	-
24	1200	800	600	NSYVDA24U86B	-	NSYBR9F24	NSYZUN86VDA	NSYRUFVDA	NSYPV24
24	1200	800	800	NSYVDA24U88B	-	NSYBR9F24	NSYZUN88VDA	NSYRUFVDA	NSYPV24
24	1200	800	1000	NSYVDA24U810B	-	NSYBR9F24	NSYZUN810VDA	NSYRUFVDA	NSYPV24
29	1400	600	600	NSYVDA29U66B	-	NSYBR9F29	NSYZUN66VDA	NSYRUFVDA	-
29	1400	600	800	NSYVDA29U68B	-	NSYBR9F29	NSYZUN68VDA	NSYRUFVDA	-
29	1400	800	600	NSYVDA29U86B	-	NSYBR9F29	NSYZUN86VDA	NSYRUFVDA	-
29	1400	800	800	NSYVDA29U88B	-	NSYBR9F29	NSYZUN88VDA	NSYRUFVDA	-
33	1600	600	600	NSYVDA33U66B	-	NSYBR9F33	NSYZUN66VDA	NSYRUFVDA	-
33	1600	600	800	NSYVDA33U68B	-	NSYBR9F33	NSYZUN68VDA	NSYRUFVDA	-
33	1600	800	800	NSYVDA33U88B	-	NSYBR9F33	NSYZUN88VDA	NSYRUFVDA	NSYPV33
38	1800	600	600	NSYVDA38U66B	-	NSYBR9F38	NSYZUN66VDA	NSYRUFVDA	-
38	1800	600	800	NSYVDA38U68B	-	NSYBR9F38	NSYZUN68VDA	NSYRUFVDA	-
38	1800	800	600	NSYVDA38U86B	-	NSYBR9F38	NSYZUN86VDA	NSYRUFVDA	-
38	1800	800	800	NSYVDA38U88B	-	NSYBR9F38	NSYZUN88VDA	NSYRUFVDA	-
42	2000	600	600	NSYVDA42U66B <sup>(1)</sup>	-	NSYBR9F42	NSYZUN66VDA	NSYRUFVDA	-
42	2000	600	800	NSYVDA42U68B	-	NSYBR9F42	NSYZUN68VDA	NSYRUFVDA	-
42	2000	600	1000	NSYVDA42U610B	-	NSYBR9F42	NSYZUN610VDA	NSYRUFVDA	-
42	2000	800	600	NSYVDA42U86B	-	NSYBR9F42	NSYZUN86VDA	NSYRUFVDA	NSYPV42
42	2000	800	800	NSYVDA42U88B <sup>(1)</sup>	NSYVDAC42U88B	NSYBR9F42	NSYZUN88VDA	NSYRUFVDA	NSYPV42
42	2000	800	1000	NSYVDA42U810B <sup>(1)</sup>		NSYBR9F42	NSYZUN810VDA	NSYRUFVDA	NSYPV42
47	2200	600	600	NSYVDA47U66B	-	NSYBR9F47	NSYZUN66VDA	NSYRUFVDA	-
47	2200	600	800	NSYVDA47U68B	-	NSYBR9F47	NSYZUN68VDA	NSYRUFVDA	-
47	2200	800	600	NSYVDA47U86B	-	NSYBR9F47	NSYZUN86VDA	NSYRUFVDA	-
47	2200	800	800	NSYVDA47U88B	-	NSYBR9F47	NSYZUN88VDA	NSYRUFVDA	-

<sup>(1)</sup> This size exists in kit version (delivered disassembled)

Only 2 people and 10 mn is needed.  
Same Reference but + "K" at the end

- > NSYVDA42U66BK
- > NSYVDA42U810BK
- > NSYVDA42U88BK

### Rack with side panels



NSYVDA24U66B

Characteristics	Number of U	Height (mm)	Width (mm)	Depth (mm)	Ref. No
Rack with side panels	24	1200	600	600	NSYVDA24U66B
Rack with side panels	24	1200	600	800	NSYVDA24U68B
Rack with side panels	24	1200	600	1000	NSYVDA24U610B
Rack with side panels	24	1200	800	600	NSYVDA24U86B
Rack with side panels	24	1200	800	800	NSYVDA24U88B
Rack with side panels	24	1200	800	1000	NSYVDA24U810B
Rack with side panels	29	1400	600	600	NSYVDA29U66B
Rack with side panels	29	1400	600	800	NSYVDA29U68B
Rack with side panels	29	1400	800	600	NSYVDA29U86B
Rack with side panels	29	1400	800	800	NSYVDA29U88B
Rack with side panels	33	1600	600	600	NSYVDA33U66B
Rack with side panels	33	1600	600	800	NSYVDA33U68B
Rack with side panels	33	1600	800	800	NSYVDA33U88B
Rack with side panels	38	1800	600	600	NSYVDA38U66B
Rack with side panels	38	1800	600	800	NSYVDA38U68B
Rack with side panels	38	1800	800	600	NSYVDA38U86B
Rack with side panels	38	1800	800	800	NSYVDA38U88B
Rack with side panels	42	2000	600	600	NSYVDA42U66B
Rack with side panels, kit version (delivered disassembled)	42	2000	600	600	NSYVDA42U66BK
Rack with side panels	42	2000	600	800	NSYVDA42U68B
Rack with side panels	42	2000	600	1000	NSYVDA42U610B
Rack with side panels	42	2000	800	600	NSYVDA42U86B
Rack with side panels	42	2000	800	800	NSYVDA42U88B
Rack with side panels, kit version (delivered disassembled)	42	2000	800	800	NSYVDA42U88BK
Rack with side panels	42	2000	800	1000	NSYVDA42U810B
Rack with side panels, kit version (delivered disassembled)	42	2000	800	1000	NSYVDA42U810BK
Rack with side panels	47	2200	600	600	NSYVDA47U66B
Rack with side panels	47	2200	600	800	NSYVDA47U68B
Rack with side panels	47	2200	800	600	NSYVDA47U86B
Rack with side panels	47	2200	800	800	NSYVDA47U88B

### Rack without side panels



NSYVDAC42U88B

Characteristics	Number of U	Height (mm)	Width (mm)	Depth (mm)	Ref. No
Rack without side panels	42	2000	800	800	NSYVDAC42U88B

### Additional 19" uprights

- Assembly on the depthwise supports
- Depth adjustable in steps of 25 mm
- Set of 2 uprights and the fixings required for assembly
- For partial assembly use depth-support references NSYSBRF66 to NSYSBRF88
- 9.5 mm square holes in the front panel.



NSYBR9F2

Characteristics	Number of U	Ref. No
Additional 19" uprights	24U	NSYBR9F24
Additional 19" uprights	29U	NSYBR9F29
Additional 19" uprights	33U	NSYBR9F33
Additional 19" uprights	38U	NSYBR9F38
Additional 19" uprights	42U	NSYBR9F42
Additional 19" uprights	47U	NSYBR9F47

# VDA-B

## Simple and functional



NSYZUN66VDA

### Plinths (F1)

- Plinth made from folded sheet steel, RAL 7011 dark grey, epoxy-polyester, textured, powder paint
- Plinth height: 100 mm
- Allows the assembly of standard levelling feet compatible with handling wheels reference NSYRUFNPVDA
- Option of removing the 4 strips
- Side and rear strips equipped with a knock-out area for cable entry
- Front strip equipped with airing louvres.

Characteristics	Width (mm)	Depth (mm)	Ref. No
Plinths (F1)	600	600	NSYZUN66VDA
Plinths (F1)	600	800	NSYZUN68VDA
Plinths (F1)	600	1000	NSYZUN610VDA
Plinths (F1)	800	600	NSYZUN86VDA
Plinths (F1)	800	800	NSYZUN88VDA
Plinths (F1)	800	1000	NSYZUN810VDA




NSYRUFVDA

### Handling wheels (M3)

- Set of 4 swivel wheels, 2 of which are equipped with a locking system
- Direct fixing under the bottom frame of the rack by M12 screws
- Height of the wheels: 105 mm.

Characteristics	Ref. No
Handling wheels (M3)	NSYRUFVDA



NSYPV24

### Vertical trim strips with cable entries (H2)

- For enclosures with a width of 800 mm only
- Side cut-outs allowing the entry of cables every 250 mm. Knock-out entries on the front plate every 250 mm
- Assembly on the framework uprights providing aesthetic continuity between the framework and the 19" uprights positioned at least 100 mm away from the door
- RAL 7011 dark grey paint
- Cable-protection strips (not supplied) to be ordered separately
- Dismounting by 1/4-turn screws
- Set of 2 trim strips.

Characteristics	Number of U	Ref. No
Vertical trim strips with cable entries (H2)	24U	NSYPV24
Vertical trim strips with cable entries (H2)	33U	NSYPV33
Vertical trim strips with cable entries (H2)	42U	NSYPV42



# VDA-E

## Equipped and ready to use

### Introduction



#### VDA-E rack

- Designed for IT and video applications, among others
- 4 heights: 24U, 38U, 42U and 47U
- 2 widths: 600 and 800 mm
- 3 depths: 600, 800 and 1000 mm.
- Acceptable static load: 400 kg
- Dynamic load: 250 kg
- Color:
  - light Grey (RAL 7035) for lining
  - black (RAL 9011)
- Protection rating: IP20
  - protection against objects > 12.5 mm
  - no protection against liquids
- Impact Protection: IK08
  - impact energy = 5 joules
- Certifications: in compliance with directive RoHs, with 19" standard IEC 60297-3-100 and EIA-310D.

#### Rack composition

- Top and bottom frames, mechanically assembled by Torx screws to the vertical structure uprights, thus forming a rigid framework
- Base without blanking plate
- Cut-out roof, closed with a removable plain sheet
- Glazed reversible front door, 4 mm Securit® glass, opening to 180°, 2-point lock with a key no. 333 and handle. Hinges on the right as standard. Option of adding a third central locking point as an accessory, with reference **NSYAEDN3PVD**
- Reversible full plain rear door, 1-point lock with a key no. 333, opening to 180°
- Side panels with quick installation and removal, locking by latches
- Top and bottom side cable glands flush with the structure
- Top and bottom side knock-out areas for cable entry, with a width of 800 mm
- Large opening on the bottom and large knock-out area on the rear for cable entry
- Levelling feet installed
- Four 19" uprights made from treated steel, installed 100 mm back from the front plate and depth-adjustable in steps of 25 mm
- Delivered on a pallet wrapped with film
- Earthing kit pre-installed
- 1 bag of fixings with 30 M6 screws + washers + caged nuts.

#### Composition of the rack without side panels

- Exactly the same composition as the above rack
- Coupling kit not supplied
- If coupling is required, use the coupling kit (ref. **NSYCUNVDA**) and the brush gasket (ref. **NSYCUNPL800** or **NSYCUNPL1000**) to close the cable entry left by the 2 side panels.

#### VDA-E racks, RAL 9011 black cladding

- 1 height: 42U
- 2 widths: 600 and 800 mm
- 3 depths: 600, 800 and 1000 mm
- Rack composition
- Delivered assembled.





# VDA-E

## Equipped and ready to use, Overview

### Selection guide

#### VDA-E racks, RAL 7035 Light Grey

Installed enclosures

Number of U	Dimensions (mm)			Rack with side panels	Rack without side panels	100 mm plinth	Handling wheels	Cable-gland trim
	Height	Width	Depth					
								
24	1200	600	600	NSYVDA24U66E	-	NSYZUN66VDA	NSYRUFVDA	-
24	1200	600	800	NSYVDA24U68E	-	NSYZUN68VDA	NSYRUFVDA	-
24	1200	600	1000	NSYVDA24U610E	-	NSYZUN610VDA	NSYRUFVDA	-
24	1200	800	600	NSYVDA24U86E	-	NSYZUN86VDA	NSYRUFVDA	NSYPV24
24	1200	800	800	NSYVDA24U88E	-	NSYZUN88VDA	NSYRUFVDA	NSYPV24
24	1200	800	1000	NSYVDA24U810E	-	NSYZUN810VDA	NSYRUFVDA	NSYPV24
38	1800	600	600	NSYVDA38U66E	-	NSYZUN66VDA	NSYRUFVDA	-
38	1800	600	800	NSYVDA38U68E	-	NSYZUN68VDA	NSYRUFVDA	-
38	1800	800	600	NSYVDA38U86E	-	NSYZUN86VDA	NSYRUFVDA	-
38	1800	800	800	NSYVDA38U88E	-	NSYZUN88VDA	NSYRUFVDA	-
42	2000	600	600	NSYVDA42U66E	-	NSYZUN66VDA	NSYRUFVDA	-
42	2000	600	800	NSYVDA42U68E	-	NSYZUN68VDA	NSYRUFVDA	-
42	2000	600	1000	NSYVDA42U610E	-	NSYZUN610VDA	NSYRUFVDA	-
42	2000	800	600	NSYVDA42U86E	-	NSYZUN86VDA	NSYRUFVDA	NSYPV42
42	2000	800	800	NSYVDA42U88E	NSYVDAC42U88E	NSYZUN88VDA	NSYRUFVDA	NSYPV42
42	2000	800	1000	NSYVDA42U810E	-	NSYZUN810VDA	NSYRUFVDA	NSYPV42
47	2200	600	600	NSYVDA47U66E	-	NSYZUN66VDA	NSYRUFVDA	-
47	2200	600	800	NSYVDA47U68E	-	NSYZUN68VDA	NSYRUFVDA	-
47	2200	800	600	NSYVDA47U86E	-	NSYZUN86VDA	NSYRUFVDA	-
47	2200	800	800	NSYVDA47U88E	-	NSYZUN88VDA	NSYRUFVDA	-

#### VDA-E racks, RAL 9011 black

Installed enclosures

Number of U	Dimensions (mm)			Rack with side panels	Rack without side panels	100 mm plinth	Handling wheels	Cable-gland trim
	Height	Width	Depth					
								
42	2000	600	600	NSYVDA42U66EN	-	NSYZUN66VDA	NSYRUFVDA	-
42	2000	600	800	NSYVDA42U68EN	-	NSYZUN68VDA	NSYRUFVDA	-
42	2000	600	1000	NSYVDA42U610EN	-	NSYZUN610VDA	NSYRUFVDA	-
42	2000	800	600	NSYVDA42U86EN	-	NSYZUN86VDA	NSYRUFVDA	NSYPV42
42	2000	800	800	NSYVDA42U88EN	-	NSYZUN88VDA	NSYRUFVDA	NSYPV42
42	2000	800	1000	NSYVDA42U810EN	-	NSYZUN810VDA	NSYRUFVDA	NSYPV42

# VDA-E

## Equipped and ready to use

### Rack with side panels

- VDA-E racks,
- RAL 7035 Light Grey



Characteristics	Number of U	Height (mm)	Width (mm)	Depth (mm)	Ref. No
Rack with side panels	24	1200	600	600	NSYVDA24U66E
Rack with side panels	24	1200	600	800	NSYVDA24U68E
Rack with side panels	24	1200	600	1000	NSYVDA24U610E
Rack with side panels	24	1200	800	600	NSYVDA24U86E
Rack with side panels	24	1200	800	800	NSYVDA24U88E
Rack with side panels	24	1200	800	1000	NSYVDA24U810E
Rack with side panels	38	1800	600	600	NSYVDA38U66E
Rack with side panels	38	1800	600	800	NSYVDA38U68E
Rack with side panels	38	1800	800	600	NSYVDA38U86E
Rack with side panels	38	1800	800	800	NSYVDA38U88E
Rack with side panels	42	2000	600	600	NSYVDA42U66E
Rack with side panels	42	2000	600	800	NSYVDA42U68E
Rack with side panels	42	2000	600	1000	NSYVDA42U610E
Rack with side panels	42	2000	800	600	NSYVDA42U86E
Rack with side panels	42	2000	800	800	NSYVDA42U88E
Rack with side panels	42	2000	800	1000	NSYVDA42U810E
Rack with side panels	47	2200	600	600	NSYVDA47U66E
Rack with side panels	47	2200	600	800	NSYVDA47U68E
Rack with side panels	47	2200	800	600	NSYVDA47U86E
Rack with side panels	47	2200	800	800	NSYVDA47U88E

### Rack without side panels

- VDA-E racks,
- RAL 7035 Light Grey



Characteristics	Number of U	Height (mm)	Width (mm)	Depth (mm)	Ref. No
Rack without side panels	42	2000	800	800	NSYVDAC42U88E

### Rack with side panels

- VDA-E racks,
- RAL 9011 black



Characteristics	Number of U	Height (mm)	Width (mm)	Depth (mm)	Ref. No
Rack with side panels	42	2000	600	600	NSYVDA42U66EN
Rack with side panels	42	2000	600	800	NSYVDA42U68EN
Rack with side panels	42	2000	600	1000	NSYVDA42U610EN
Rack with side panels	42	2000	800	600	NSYVDA42U86EN
Rack with side panels	42	2000	800	800	NSYVDA42U88EN
Rack with side panels	42	2000	800	1000	NSYVDA42U810EN

# VDA-E

## Simple and Functional

NSYZUN6VDA



### Plinths (F1)

- Plinth made from folded sheet steel, RAL 7011 dark grey, epoxy-polyester, textured, powder paint
- Plinth height: 100 mm
- Allows the assembly of standard levelling feet compatible with handling wheels reference NSYRUFNPVDA
- Option of removing the 4 strips
- Side and rear strips equipped with a knock-out area for cable entry
- Front strip equipped with airing louvres.

Characteristics	Width (mm)	Depth (mm)	Simple and Functional
Plinths (F1)	600	600	NSYZUN66VDA
Plinths (F1)	600	800	NSYZUN68VDA
Plinths (F1)	600	1000	NSYZUN610VDA
Plinths (F1)	800	600	NSYZUN86VDA
Plinths (F1)	800	800	NSYZUN88VDA
Plinths (F1)	800	1000	NSYZUN810VDA

NSYRUFVDA




### Handling wheels (M3)

- Set of 4 swivel wheels, 2 of which are equipped with a locking system
- Direct attachment under the bottom frame of the rack by M12 screws
- Height of the wheels: 105 mm.

Characteristics	Simple and Functional
Handling wheels (M3)	NSYRUFVDA

NSYPV24



### Vertical trim strips with cable entries (H2)

- For enclosures with a width of 800 mm only
- Side cut-outs allowing the entry of cables every 250 mm. Knock-out entries on the front plate every 250 mm
- Assembly on the framework uprights providing aesthetic continuity between the framework and the 19" uprights positioned at least 100 mm away from the door
- RAL 7011 dark grey paint
- Cable-protection strips (not supplied) to be ordered separately
- Dismounting by 1/4-turn screws
- Set of 2 trim strips.

Characteristics	Number of U	Simple and Functional
Vertical trim strips with cable entries (H2)	24U	NSYPV24
Vertical trim strips with cable entries (H2)	33U	NSYPV33
Vertical trim strips with cable entries (H2)	42U	NSYPV42

# VDA-L

## Prepared for Ruko locking system

### Introduction

#### VDA-L rack, RAL 7035 Light Grey

- Designed for IT and video applications among others
- Height: 24U - 42U
- 2 widths: 600 and 800 mm
- 2 depths: 600 and 800
- Acceptable static load: 400 kg
- Dynamic load: 250 kg
- Color:
  - light Grey (RAL 7035) for lining
  - black (RAL 9011)
- Protection rating: IP20
  - protection against objects > 12.5 mm
  - no protection against liquids
- Impact Protection: IK08
  - impact energy = 5 joules
- Certifications: in compliance with directive RoHs, with 19" standard IEC 60297-3-100 and EIA-310D.

#### Rack composition

- Top and bottom frames, mechanically assembled by Torx screws to the vertical structure uprights, thus forming a rigid framework
- Base without blanking plate
- Cut-out roof, closed with a removable plate equipped with a brush gasket
- Glazed or front door, 4 mm Securit® glass, opening to 180°, 2-point lock with a key no. EK333 and handle. Hinges on the right as standard. Option of adding a third central locking point as an accessory, with reference **NSYAEDN3PVD**
- Single rear panel
- Side panels with quick installation and removal, locking by latches
- Top and bottom side cable glands flush with the structure
- Top and bottom side knock-out areas for cable entry, with a width of 800 mm
- Large opening on the bottom and large knock-out area on the rear for cable entry
- Levelling feet
- One pair of 19" uprights made from treated steel, installed 100 mm back from the front plate and depth-adjustable in steps of 25 mm
- Delivered on a pallet wrapped with film.

#### Composition of the rack without side panels

- Exactly the same composition as the above rack, but without the side panels.
- Coupling kit not supplied
- If coupling is required, use the coupling kit (ref. **NSYCUNVDA**) and the brush gasket (ref. **NSYCUNPL800** or **NSYCUNPL1000**) to close the cable entry left by the 2 side panels.

#### VDA-L racks, RAL 9011 black

- 1 height: 42U
- 1 width: 600 mm
- 1 depths: 1000 mm.

#### Rack composition

- Same composition to the above rack with glazed door
- Two pairs of 19" uprights made from treated steel, installed 100 mm back from the front plate and depth-adjustable in steps of 25 mm
- Delivered assembled.

PBE501545



PBE501420





# VDA-L

## Prepared for Ruko locking system overview




### Selection guide

VDA-L racks, RAL 7035 Light Grey

Installed enclosures									
									
Number of U	Dimensions (mm)			Rack with glazed door	Rack with plain door	19" uprights	100 mm plinth	Handling castors	
	Height	Width	Depth						
24U	1200	600	800	NSYVDA24U68L	-	NSYBR9F24	NSYZUN68VDA	NSYRUFVDA	
42U	2000	600	600	NSYVDA42U66L	NSYVDA42U66LR	NSYBR9F42	NSYZUN66VDA	NSYRUFVDA	
42U	2000	600	800	NSYVDA42U68L	NSYVDA42U68LR	NSYBR9F42	NSYZUN68VDA	NSYRUFVDA	
42U	2000	800	800	NSYVDA42U88L	NSYVDA42U88LR	NSYBR9F42	NSYZUN88VDA	NSYRUFVDA	
42U	2000	800	600	NSYVDA42U86L	NSYVDA42U86LR	NSYBR9F42	NSYZUN86VDA	NSYRUFVDA	

### Selection guide

VDA-L racks, RAL 9011 black

Installed enclosures									
									
Number of U	Dimensions (mm)			Rack with glazed door	100 mm plinth		Handling castors		
	Height	Width	Depth						
42U	2000	600	1000	NSYVDA42U610LN	NSYZUN610VDA		NSYRUFVDA		
42U	2000	800	1000	NSYVDA42U810LN	NSYZUN810VDA		NSYRUFVDA		



NSYVDA24U68L

### Rack with glazed door

- VDA-L racks,
- RAL 7035 Light Grey

Characteristics	Number of U	Height (mm)	Width (mm)	Depth (mm)	Ref. No
Rack with glazed door	24	1200	600	800	NSYVDA24U68L
Rack with glazed door	42	2000	600	600	NSYVDA42U66L
Rack with glazed door	42	2000	600	800	NSYVDA42U68L
Rack with glazed door	42	2000	800	800	NSYVDA42U88L
Rack with glazed door	42	2000	800	600	NSYVDA42U86L



NSYVDA42U66L

### Rack with plain door

- VDA-L racks,
- RAL 7035 Light Grey

Characteristics	Number of U	Height (mm)	Width (mm)	Depth (mm)	Ref. No
Rack with plain door	42	2000	600	600	NSYVDA42U66LR
Rack with plain door	42	2000	600	800	NSYVDA42U68LR
Rack with plain door	42	2000	800	800	NSYVDA42U88LR
Rack with plain door	42	2000	800	600	NSYVDA42U86LR



NSYVDA42U10LN

### Rack with glazed door

- VDA-L racks,
- RAL 9011 black

Characteristics	Number of U	Height (mm)	Width (mm)	Depth (mm)	Ref. No
Rack with glazed door	42	2000	600	1000	NSYVDA42U610LN
Rack with glazed door	42	2000	800	1000	NSYVDA42U810LN



NSYZUN6VDA

### Plinths (F1)

- Plinth made from folded sheet steel, RAL 7011 dark grey, epoxy-polyester, textured, powder paint
- Plinth height: 100 mm
- Allows the assembly of standard levelling feet compatible with handling wheels reference **NSYRUFNPVDA**
- Option of removing the 4 strips
- Side and rear strips equipped with a knock-out area for cable entry
- Front strip equipped with airing louvres.

Characteristics	Width (mm)	Depth (mm)	Ref. No
Plinths (F1)	600	600	NSYZUN66VDA
Plinths (F1)	600	800	NSYZUN68VDA
Plinths (F1)	600	1000	NSYZUN610VDA
Plinths (F1)	800	600	NSYZUN86VDA
Plinths (F1)	800	800	NSYZUN88VDA
Plinths (F1)	800	1000	NSYZUN810VDA



NSYRUFVDA

### Handling wheels (M3)

- Set of 4 swivel wheels, 2 of which are equipped with a locking system
- Direct fixing under the bottom frame of the rack by M12 screws
- Height of the wheels: 105 mm.

Characteristics	Ref. No
Handling wheels (M3)	NSYRUFVDA

### Additional 19" uprights

- Assembly on the depthwise supports
- Depth adjustable in steps of 25 mm
- Set of 2 uprights and the fixings required for assembly
- For partial assembly use depth-support references **NSYSBRF66** to **NSYSBRF88**
- 9.5 mm square holes in the front panel.



NSYSBRF2

Characteristics	Number of U	Ref. No
Additional 19" uprights	24U	NSYBR9F24
Additional 19" uprights	42U	NSYBR9F42



# VDS

## 19" server enclosure

Robust and ventilated



### Ventilated

The front and rear doors are microperforated across the width of the 19" uprights to guide the air flow through the equipment. They allow above 80% of air through for optimal airing of the live components that equip the 19" rack.



### Rigidity and robustness

750 kg of acceptable static load.



### Vertical cable manager (option)

Efficient vertical cable managers can be used to duct, support and hide fiber and copper cables in improving airflow.



### Adaptation and customisation

The configured offer allows you to equip the rack according to your needs:

- 2 framework models.
- 13 door models (microperforated double-door, etc.).
- 2 side panel models.

# VDS

## 19" server enclosure

Robust and ventilated



The airing is adjustable and does not take up any units (1 to 9 fans).




PB501620

### Innovating

The side cable entry is the most ergonomic and efficient solution on the market.

The top and bottom openings, flush with the structure, allow the strands to be prepared before installing the rack. These openings also allow for easy maintenance and are closed when the side panels are installed.



PB501622

### Ergonomic

The routing of the cable entries is easier:

- Side cable entries at top and bottom, pre-cut.
- Rear cable entries at the bottom, pre-cut.
- Large opening on the roof, offset towards the rear and equipped with a blanking plate.
- Allows the integration of live equipment at the top and the entry of cables from the rear.
- Large opening at the bottom.



PB501628

### Adaptable airing


The roof airing is depth adjustable and does not result in the loss of any units. Option of installing 1 to 9 fans according to the size of your enclosure.



PB501625

### Safety


The latches of the panels can be equipped with a key locking system (the key is identical for all the doors).



PB501626

### Smart

The pivot and guide system allows the panels to be returned to their place quickly, with maximum safety.



PB501627

### Practical

Marking of the units on the front panel and on the side for quick installation of the equipment. The 19" uprights are easily depth-adjustable on the site.



Panels and doors can be installed and removed quickly by a single operator.



PB501623

### Time saving

All the doors and panels can be installed and removed quickly. The cladding can be installed and removed by a single person. The feet can be adjusted from the inside.



PB501629

### Accessories

The central openings on the roof and the base support allow multiple blanking plate combinations (plain, with brush or ventilated). Option of installing the blanking plates with the roof plate thanks to the roof stand-offs.

# VDS

## 19" server enclosure

### Robust and ventilated


#### Introduction

##### Technical characteristics

- **Folded and welded sheet-steel enclosure, textured, RAL 9011 black epoxy-polyester powder paint**
- **Earth continuity guaranteed, according to the standard**
- **Allowed air flow above 80%**
- **Acceptable static load: 750 kg**
- **Color: black (RAL 9011)**
- **Protection rating: IP20**
  - protection against objects > 12.5 mm
  - no protection against liquids
- **Impact Protection: IK10**
  - impact energy = 20 joules
- **Certifications: in compliance with directive RoHS, with 19" standard IEC 60297-3-100 and EIA-310D**

##### Rack composition

- Top and bottom frames, mechanically assembled by Torx screws to the vertical structure uprights, thus forming a rigid framework
- Base without blanking plate
- Cut-out roof, closed with a blanking plate with dismountable brush gasket
- Reversible microperforated front and rear door, opening to 180°, 2-point locking system with a handle and a key no. 333. Hinges on the right as standard
- Side panels, with quick installation and removal, closing by latches
- Top and bottom side cable entries flush with the structure
- Top and bottom side knock-out areas for cable entry, with a width of 800 mm
- Large opening on the bottom and large knock-out area on the rear for cable entry
- Levelling feet installed
- Four 19" uprights made from treated steel, installed 100 mm back from the front plate and depth-adjustable in steps of 25 mm
- Earthing kit installed
- Delivered on a pallet wrapped with film
- Composition of the rack without side panels
- Exactly the same composition as the above rack, but without the side panels
- Coupling kit not supplied
- If coupling is required, use coupling kit ref. **NSYCUNVDA** and brush gasket (ref. **NSYCUNPL800** or **NSYCUNPL1000**) to close the cable entry left by the 2 side panels.



P66501631



### Selection guide

#### Server rack with and without side panels

Installed enclosures



Number of U	Dimensions (mm)			Rack with side panels	Rack without side panels	100 mm plinth	Stand-off plinth for raised floor
	Height	Width	Depth				
24	1200	600	1000	NSYVDS24U610N	-	NSYZUN610VDA	NSYAEBP2F610
24	1200	800	800	NSYVDS24U88N	-	NSYZUN88VDA	NSYAEBP2F88
24	1200	800	1000	NSYVDS24U810N	-	NSYZUN810VDA	NSYAEBP2F810
42	2000	600	800	NSYVDS42U68N	-	NSYZUN68VDA	NSYAEBP2F68
42	2000	600	1000	NSYVDS42U610N	-	NSYZUN610VDA	NSYAEBP2F610
42	2000	800	800	NSYVDS42U88N	-	NSYZUN88VDA	NSYAEBP2F88
42	2000	800	1000	NSYVDS42U810N	NSYVDSC42U810N	NSYZUN810VDA	NSYAEBP2F810



Configured

- Configuration service: save time and rather remain focussed on your installation, letting us configure the product, color and accessories and their installation.
- One single order, one single delivery

See page 248



Specific

- Specific service: tailor-made enclosures; we specify the enclosure dimensions (15U rack, 400 mm depth, etc.), knock-outs, configuration, color and accessories and their installation for you.
- One single order, one single delivery.

See page 253

# VDS

## 19" server enclosure

Robust and ventilated



NSYVDS24U88N

### Rack with side panels

Characteristics	Number of U	Height (mm)	Width (mm)	Depth (mm)	Ref. No
Rack with side panels	24	1200	800	800	<b>NSYVDS24U88N</b>
Rack with side panels	24	1200	800	1000	<b>NSYVDS24U810N</b>
Rack with side panels	42	2000	600	800	<b>NSYVDS42U68N</b>
Rack with side panels	42	2000	600	1000	<b>NSYVDS42U610N</b>
Rack with side panels	42	2000	800	800	<b>NSYVDS42U88N</b>
Rack with side panels	42	2000	800	1000	<b>NSYVDS42U810N</b>

### Rack without side panels

Characteristics	Number of U	Height (mm)	Width (mm)	Depth (mm)	Ref. No
Rack without side panels	42	2000	800	1000	<b>NSYVDS24U88N</b>

### Plinths (F1)

- Plinth made from folded sheet steel, RAL 7011 dark grey, epoxy-polyester, textured, powder paint
- Plinth height: 100 mm
- Allows the assembly of standard levelling feet compatible with handling wheels reference **NSYRUFNPVDA**
- Option of removing the 4 strips
- Side and rear strips with a knock-out area for cable entry
- Front strip equipped with airing louvres.



NSYZUN6VDA

Characteristics	Width (mm)	Depth (mm)	Ref. No
Plinths (F1)	600	800	<b>NSYZUN68VDA</b>
Plinths (F1)	600	1000	<b>NSYZUN610VDA</b>
Plinths (F1)	800	800	<b>NSYZUN88VDA</b>
Plinths (F1)	800	1000	<b>NSYZUN810VDA</b>

### Stand-off plinth for raised floor

- Folded and welded sheet-steel frame, RAL 9005 black, epoxy-polyester, textured, powder paint
- Delivered with feet adjustable from 0 to 60 mm with holes for fixing to the floor
- Can support Actassi VDA, Actassi VDS, Spacial SM and Spacial SF enclosures
- Standard adjustment for heights from 200 mm to a maximum of 300 mm in steps of 25 mm
- Acceptable static load: 1000 kg
- To adjust heights from 335 to 435 mm, use feet reference **NSYAEBP2F4F**.




NSYAEBP2F88


Characteristics	Width (mm)	Depth (mm)	Ref. No
Stand-off plinth for raised floor	600	800	<b>NSYAEBP2F68</b>
Stand-off plinth for raised floor	600	1000	<b>NSYAEBP2F610</b>
Stand-off plinth for raised floor	800	800	<b>NSYAEBP2F88</b>
Stand-off plinth for raised floor	800	1000	<b>NSYAEBP2F810</b>

# Patching frame

## Overhead patching frame



The Actassi 19" overhead patching frame allows you to use the empty space above the enclosure. Just mount the frame onto the tray, either vertically or at an angle. For mounting on Defem mesh trays, use the Defem B1 fitting. Install patch panels and make the entire enclosure beneath available for server hosting. The patching frame now works as a consolidation point, enabling flexible cabling layout as well as convenient addition of new enclosures and servers.



Robust cord managers for bending radius protection.



Large label for clear visibility from the ground.



For maximum convenience, the brackets enable vertical or angled mounting of the frame.

# VDA/VDS

## EA accessories

### Locking systems

NSYSTVDA



#### Locking system (P1)

- Allows the locking of a side panel and the rear panel.
- Lock with key no. 333 with escutcheon plate
- It is installed on the opening latches of the side and rear panels
- Delivery of 2 locks per panel.

Ref. No	Characteristics
NSYSTVDA	Locking system (P1)

NSYAEDN1DVD



#### Adapter for 2-point locking system handle

- Assembly on the rear of the handle for doors with 2-point locking system as standard on Actassi VDA-E or Actassi VDS
- Adapter supplied without the insert.

Adapter	Ref. No	Characteristics
DIN half-cylinder	NSYAEDN1DVD	Adapter for 2-point locking system handle
ASSA	NSYAEDN1AVD	Adapter for 2-point locking system handle
KABA	NSYAEDN1KVD	Adapter for 2-point locking system handle

NSYAEDNH2124EVD



#### Key insert for 2-point locking system

- Assembly on the handle for doors with 2-point locking system as standard on the Actassi
- VDA-E front door or on Actassi VDS.

Key no.	Ref. No	Characteristics
2124E	NSYAEDNH2124EVD	Key insert for 2-point locking system

NSYAEDN3PVD



#### 3rd closure point for handle

- Assembly on the handle for doors with 2-point locking system as standard on the Actassi
- VDA-E front door or on Actassi VDS
- Provides a 3rd locking point (central).

References	Characteristics
NSYAEDN3PVD	3rd locking point for handle

NSYAEDN2124EVD



#### Key insert for 1-point locking system


- Assembly on the handle for doors with 1-point locking system as standard on the Actassi
- VDA or on Actassi VDA-B or on the Actassi VDA-E rear door.

Key no.	References	Characteristics
2124E	NSYAEDN2124EVD	Key insert for 1-point locking system

# VDA/VDS

## EA accessories

### Cladding



#### Side panels

- Panels made from folded sheet steel with plastic obturators at the ends, epoxy-polyester, textured, powder paint
- Panels with quick assembly and removal by latches
- Unit of 2 panels delivered in cardboard packaging
- Option of installing a lock with key ref. **NSYSTVDA**.

Number of U	Height (mm)	Depth (mm)	RAL 7035 light grey	Characteristics
24U	1200	600	<b>NSY2PLVDC24U6</b>	Side panel, RAL 7035 light grey
24U	1200	1000	<b>NSY2PLVDC24U10</b>	Side panel, RAL 7035 light grey
33U	1600	600	<b>NSY2PLVDC33U6</b>	Side panel, RAL 7035 light grey
42U	2000	600	<b>NSY2PLVDC42U6</b>	Side panel, RAL 7035 light grey
42U	2000	800	<b>NSY2PLVDC42U8</b>	Side panel, RAL 7035 light grey
42U	2000	1000	<b>NSY2PLVDC42U10</b>	Side panel, RAL 7035 light grey
42U	2000	800	<b>NSY2PLVDC42U8N</b>	Side panel, RAL 9011 black
42U	2000	1000	<b>NSY2PLVDC42U10N</b>	Side panel, RAL 9011 black

#### 100 mm rear extension kit (D20)

- Frame made from folded sheet steel, RAL 7035 light grey, epoxy-polyester, textured, powder paint
- Assembly on the rear of the enclosure framework
- Allows the assembly of a door or a panel
- Allows depths of 700, 900 and 1100 mm
- Delivered with assembly instructions
- Please consult us for other sizes.

Height (mm)	Width (mm)	Ref. No	Characteristics
250	600	<b>NSYAEPX42U8</b>	100 mm rear extension kit (D20)






# VDA/VDS

## EA accessories

### Coupling



#### Coupling kit (R1)

- Kit to be used when coupling two racks side by side
- Kit made up of 4 flanges and the fixings required for assembly.

Ref. No	Characteristics
NSYCUNVDA	Coupling kit (R1)



#### Blanking brush gasket for the cable entries between coupled racks

- Blanking plate with brush gasket
- Assembly on the top or bottom frame between two coupled racks, on the cable entry left by the 2 side panels

**Supply:**


Delivered with the fixings required for installation.

Depth (mm)	Ref. No	Characteristics
800	NSYCUNPL800	Blanking brush gasket for the cable entries between coupled racks
1000	NSYCUNPL1000	Blanking brush gasket for the cable entries between coupled racks

# VDA/VDS

## EA accessories


### Cable management and cladding



#### Vertical trim strips with cable entries (H2)

- For enclosures with a width of 800 mm only
- Side cut-outs allowing the entry of cables every 250 mm. Knock-out entries on the front plate every 250 mm
- Assembly on the framework uprights providing aesthetic continuity between the framework and the 19" uprights positioned at least 100 mm away from the door
- RAL 7011 dark grey paint
- Cable-protection strips (not supplied) to be ordered separately
- Dismounting by 1/4-turn screws
- Set of 2 trim strips.

Number of U	Ref. No	Characteristics
24U	<b>NSYPV24</b>	Vertical trim strips with cable entries (H2)
33U	<b>NSYPV33</b>	Vertical trim strips with cable entries (H2)
42U	<b>NSYPV42</b>	Vertical trim strips with cable entries (H2)



#### Structure trim strips (H3)

- For enclosures with widths of 600 and 800 mm
- Assembly on the framework guarantees aesthetic continuity between the framework and the 19" uprights
- RAL 7011 dark grey paint
- They do not allow the assembly of a door or a panel
- Set of 2 trim strips
- Please consult us for other sizes.

**Supply:**  
(Incompatible with Actassi VDS)

Number of U	Width (mm)	Ref. No	Characteristics
42U	800	<b>NSYAEPF42U8</b>	Structure trim strips (H3)



#### Vertical trim strips with cable entries

(Incompatible with Actassi VDS)

- For enclosures with a width of 800 mm only
- Cut-outs on front panel allowing the entry of cables
- Assembly on the 19" uprights by modifying the position of the 19" upright supports
- RAL 7035 light grey paint
- Cable-protection strips (not supplied) to be ordered separately
- Set of 2 trim strips
- Please consult us for other sizes.

Number of U	References	Characteristics
42U	<b>NSYTVRN42U</b>	Vertical trim strips with cable entries



# VDA/VDS

## EA accessories

### Wall and floor fixing accessories



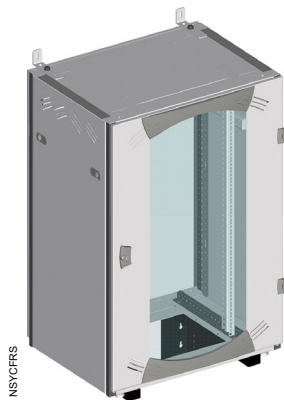
#### Fixing kit

- Allows the rack to be fixed to the floor and/or to the wall

**Supply:**

Delivered with assembly instructions.

Ref. No	Characteristics
NSYCFM	Fixing kit



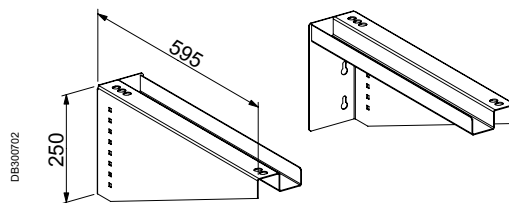
#### Wall-mounting kit for Actassi enclosures

- Allows wall-mounted of enclosures from 6U to 29U, with a depth of 600 mm
- The kit includes 2 brackets
- Maximum load inside the rack: 100 kg.

**Supply:**

Delivered with the fixings required for installation.

depth (mm)	Ref. No	Characteristics
600	NSYCFRS	Wall-mounted kit for Actassi enclosures



# VDA/VDS

## EA accessories

### Roof and base accessories

NSYTSPC450



#### Plain roof plate (E1)

- Removable plate made from folded sheet steel, RAL 7035 light grey, epoxy-polyester, textured, powder paint
- Plate delivered assembled on the framework
- Option of installing roof stand-offs (reference **NSYEX206**) and blanking plates.

Ref. No	Characteristics
<b>NSYTSPC450</b>	Plain roof plate (E1)

NSYTSP450



#### Roof plate with brush gasket (E2)

- Removable plate made from folded sheet steel, RAL 7035 light grey, epoxy-polyester, textured, powder paint, equipped with a brush gasket for cable entry
- Plate delivered assembled on the framework
- Option of installing roof stand-offs (reference **NSYEX206**) and blanking plates.

Dimensions	Ref. No	Characteristics
75 x 400 mm	<b>NSYTSP450</b>	Roof plate with brush gasket (E2)

NSYEX206




#### Roof plate elevators for aeration (Q1)

- Direct fixing between the roof and the roof plate
- Stand-offs to be ordered with a minimum of 100 pieces.

Height (mm)	Ref. No	Characteristics
20	<b>NSYEX206</b>	Roof plate elevators for aeration (Q1)

NSYEC440



#### Plain blanking plate (J1) (K1)

- Fixing on the internal surface of the base or roof
- Can be combined with other types of blanking plates
- Treated sheet steel

**Supply:**  
Delivered with the fixings required for installation.

Ref. No	Characteristics
<b>NSYEC440</b>	Plain blanking plate (J1) (K1)

NSYECP440




#### Blanking plate with brush gasket (J2) (K2) (L1)

- Fixing on the internal surface of the base or roof or on a 6U knock-out panel of the reduced rear door
- Can be combined with other types of blanking plates
- Treated sheet steel

**Supply:**  
Delivered with the fixings required for installation.

Dimensions	Ref. No	Characteristics
75 x 400 mm	<b>NSYECP440</b>	Blanking plate with brush gasket (J2) (K2) (L1)

NSYEC4V440



#### Blanking plate with airing louvres (J5) (K3) (L4)

- Fixing on the internal surface of the base or roof or on a 6U knock-out panel of the reduced rear door
- Can be combined with other types of blanking plates
- Treated sheet steel

**Supply:**  
Delivered with the fixings required for installation.

Ref. No	Characteristics
<b>NSYEC4V440</b>	Blanking plate with airing louvres (J5) (K3) (L4)



# VDA/VDS

## EA accessories

### Roof and base accessories

NSYECPL600



#### Brush gaskets for cable entry on the side panels

- Set of 2 brush gaskets
- Assembly instead of the plastic obturators, at the top or bottom of the side panels
- Cable-entry width: 35 mm.

Depth (mm)	Ref. No	Characteristics
600	NSYECPL600	Brush gaskets for cable entry on the side panels
800	NSYECPL800	Brush gaskets for cable entry on the side panels
1000	NSYECPL1000	Brush gaskets for cable entry on the side panels

NSYJPSVD



#### Brush gasket for a knock-out area

- Assembly on the knock-out areas for cable entry
- Cable-entry width: 75 mm.

Ref. No	Characteristics
NSYJPSVD	Brush gasket for a knock-out area

NSYVL400



#### Airing plate for a knock-out area

- Fixing to the knock-out areas for cable entry
- 2 fans installed wired with a terminal block, protection grille and 3-m power cord
- Treated sheet steel
- Noise level: 34 dB (A)
- Flow rate of 35 m<sup>3</sup>/h for each fan
- Cannot be used directly with UK PDU.

**Supply:**

Delivered with the fixings required for installation.

Ref. No	Characteristics
NSYVL400	Airing plate for a knock-out area

NSYECS400



#### Blanking plate for a knock-out area

- Treated sheet steel
- Assembly on the knock-out areas for cable entry.

Ref. No	Characteristics
NSYECS400	Blanking plate for a knock-out area

NSYTPV




#### Sheet-edge protection strip

- 10-m roll of rubber protection strip.

Ref. No	Characteristics
NSYTPV	Sheet-edge protection strip

NSYAELM12VD



#### Hoisting accessories, lifting eyes

- Set of 4 lifting eyes
- Fixing to the framework of the rack
- Maximum load: 360 kg for 4 eyes (slinging at 60°)
- Ø M12.


Ref. No	Characteristics
NSYAELM12VD	Hoisting accessories



#### Blanking plates with or without fans, Ø 120 mm (J3) (J4) (L2) (L3)

- Fixing on the internal surface of the base or roof or on a 6U knock-out panel of the reduced rear door
  - Equipped with 2 or 3 fans, free flow of 170 m<sup>3</sup>/h each, 220 V-50/60 Hz, installed wired with terminal board. A 3-m power cord is supplied, installed
  - Can be combined with other types of blanking plates
  - Treated sheet steel
  - Noise level: 34 dB (A)
  - 1U front panel with thermostat
  - Cannot be used directly with UK PDU.
- Supply:**  
Delivered with the fixings required for installation.

NSYECVT2440



Characteristics	Ref. No
2 positions without fan	NSYECVT2440
2 positions with 2 fans	NSYECVT2V440
3 positions without fan	NSYECVT3440
3 positions with 3 fans	NSYECVT3V440

#### Filter for ventilated blanking plate

- It is fixed on top of the ventilated plates or the plates with airing louvres.

NSYFECVT440



Characteristics	Ref. No
Filter for ventilated blanking plate	NSYFECVT440

#### Filter for ventilated blanking plate

Top frame - 3 blanking plates					
Width	Depth	Example 1	Example 2	Example 3	Example 4
600 mm 800 mm	600 mm 800 mm 1000 mm				
Cut-out => 400 x 450 mm					
Bottom frame - 2 Blanking plates					
Width	Depth	Example 1	Example 2	Example 3	Example 4
600 mm 800 mm	600 mm				
Cut-out => 400 x 300 mm					
Bottom frame - 3 Blanking plates					
Width	Depth	Example 1	Example 2	Example 3	Example 4
600 mm 800 mm	800 mm 1000 mm				
Cut-out => 400 x 450 mm					

4

# VDA/VDS

## EA accessories

### Installation Supports



#### Additional 19" uprights

- Assembly on the depthwise supports
- Depth adjustable in steps of 25 mm
- Set of 2 uprights and the fixings required for assembly
- For partial assembly use depth-support references NSYSBRF66 to NSYSBRF88
- 9.5 mm square holes in the front panel.

Characteristics	Number of U	Ref. No
Additional 19" uprights	12U	<b>NSYBR9F12</b>
Additional 19" uprights	21U	<b>NSYBR9F21</b>
Additional 19" uprights	24U	<b>NSYBR9F24</b>
Additional 19" uprights	29U	<b>NSYBR9F29</b>
Additional 19" uprights	33U	<b>NSYBR9F33</b>
Additional 19" uprights	38U	<b>NSYBR9F38</b>
Additional 19" uprights	42U	<b>NSYBR9F42</b>
Additional 19" uprights	47U	<b>NSYBR9F47</b>

#### Adhesive strip for marking the U

- Set of 10 self-adhesive strips
- Attached on the front panel of the 19" upright
- Allows the units to be numbered
- Length: 42U.

Characteristics	Ref. No
Adhesive strip for marking the U	<b>NSYENU</b>

#### Additional 19" upright supports

- Assembly in intermediate position on the framework to reinforce the rigidity of the 19" rack and/or to support the cables
- Set of 2 supports and the fixings required for assembly.

Characteristics	Rack width (mm)	Rack depth (mm)	Ref. No
Additional 19" upright supports	600	600	<b>NSYSBRF66</b>
Additional 19" upright supports	600	800	<b>NSYSBRF68</b>
Additional 19" upright supports	600	1000	<b>NSYSBRF610</b>
Additional 19" upright supports	800	600	<b>NSYSBRF86</b>
Additional 19" upright supports	800	800	<b>NSYSBRF88</b>
Additional 19" upright supports	800	1000	<b>NSYSBRF810</b>

# VDA/VDS

## EA accessories

### Installation Supports



NSYBR9F2U6

#### Fixed partial 19" uprights

- Height: 2U
- Direct assembly on the framework of the rack, 100 mm back from the front panel
- Treated sheet steel
- Set of 2 uprights and the fixings required for assembly.

Characteristics	Number of U	Rack width (mm)	Ref. No
Fixed partial 19" uprights	2	600	<b>NSYBR9F2U6</b>
Fixed partial 19" uprights	2	800	<b>NSYBR9F2U8</b>

#### Metric uprights

- Direct assembly on the framework, with the help of the metric uprights, instead of the 19" uprights
- Set of 2 uprights and the fixings required for assembly
- Depth adjustable in steps of 25 mm.

Characteristics	Number of U	Rack height (mm)	Ref. No
Metric uprights	68	1800	<b>NSYBMF68</b>




NSYBMF68

#### Cable-support cross-rails on framework (N)

- Direct assembly on the framework of the enclosure
- Allow cables to be secured using cable ties
- Treated sheet steel
- Set of 2 cross-rails and the fixings required for assembly.

Characteristics	Rack width (mm)	Rack depth (mm)	Ref. No
Cable-support cross-rails on framework (N)	600	-	<b>NSYTVPSL6</b>
Cable-support cross-rails on framework (N)	800	-	<b>NSYTVPSL8</b>
Cable-support cross-rails on framework (N)	-	600	<b>NSYTVPSP6</b>
Cable-support cross-rails on framework (N)	-	800	<b>NSYTVPSP8</b>
Cable-support cross-rails on framework (N)	-	1000	<b>NSYTVPSP10</b>



NSYTVPSL6



NSYPNVDA

### Standard levelling feet (M1)

- Set of 4 feet
- Steel feet, height adjustable, from the inside of the rack
- Direct fixing, under the bottom frame or under the plinth of the rack, by M12 screws
- Height: 30 mm.

Ref. No	Characteristics
NSYPNVDA	Standard levelling feet (M1)



NSYPRVDA

### Anti-vibration levelling feet (M2)

- Batch of 4 feet
- Steel feet, height adjustable, with rubber collar for absorbing vibrations
- Direct fixing, under the bottom frame by M12 screws
- Height 80 mm.

Ref. No	Characteristics
NSYPRVDA	Anti-vibration levelling feet (M2)



NSYRUFVDA

### Handling wheels (M3)

- Batch of 4 swivel castors, 2 of which are equipped with a locking system
- Direct fixing under the bottom frame of the rack by M12 screws
- Height of the castors: 105 mm.

Ref. No	Characteristics
NSYRUFVDA	Handling wheels (M3)



NSYRUFNPVDA

### Foot-wheels adaptation kit for plinth (M4)

- Kit made up of 4 adaptation parts, 4 castors without brakes, and fixings
- Allows simultaneous assembly of castor reference **NSYRUFVDA** and levelling foot reference **NSYRUFNPVDA**
- Direct assembly on the base of an enclosure equipped with a plinth
- Use the levelling feet installed as standard on the rack
- Material: treated sheet steel.

Ref. No	Characteristics
NSYRUFNPVDA	Foot-wheels adaptation kit for plinth (M4)



NSYRUFNPVDA

### Foot and wheels kit for rack

- Kit made up of 4 castors without brakes and supports for accommodating the positioning feet
- Allows direct assembly on the base of the rack.
- Allows simultaneous assembly of the castors and levelling feet
- Use the levelling feet installed as standard on the rack
- Height of the castors: 105 mm.

Ref. No	Characteristics
NSYRUFNPVDA	Foot and wheels kit for rack



NSYZUN66VDA

### Plinths (F1)

- Plinth made from folded sheet steel, RAL 7011 dark grey, epoxy-polyester, textured, powder paint
- Plinth height: 100 mm
- Allows the assembly of standard levelling feet compatible with handling wheels reference **NSYRUFNPVDA**
- Option of removing the 4 strips
- Side and rear strips equipped with a knock-out area for cable entry
- Front strip equipped with airing louvres.

Characteristics	Width (mm)	Depth (mm)	Ref. No
Plinths (F1)	600	600	<b>NSYZUN66VDA</b>
Plinths (F1)	600	800	<b>NSYZUN68VDA</b>
Plinths (F1)	600	1000	<b>NSYZUN610VDA</b>
Plinths (F1)	800	600	<b>NSYZUN86VDA</b>
Plinths (F1)	800	800	<b>NSYZUN88VDA</b>
Plinths (F1)	800	1000	<b>NSYZUN810VDA</b>



NSYZUNA800VDA

### Anti-tilt accessory (F2)

- It is fixed to a standard plinth, on the front or rear panel
- Two adjustable anti-tilt feet
- Material: folded sheet, RAL 7011 dark grey, epoxy-polyester, textured, powder paint.

Characteristics	Depth (mm)	Ref. No
Anti-tilt accessory (F2)	800	<b>NSYZUNA800VDA</b>
Anti-tilt accessory (F2)	1000	<b>NSYZUNA1000VDA</b>



NSYJPSVD

### Brush gasket for the cable entries of the plinth

- It is fixed to the knock-out areas for the cable entries
- Delivery by unit.

Characteristics	Entry width (mm) x L	Ref. No
Brush gasket for the cable entries of the plinth	75 x 400	<b>NSYJPSVD</b>



NSYAEBP2F68

### Stand-off plinth for raised floor

- Folded and welded sheet-steel frame, RAL 9005 black, epoxy-polyester, textured, powder paint
- Delivered with feet adjustable from 0 to 60 mm with holes for fixing to the floor
- Can support Actassi VDA, Actassi VDS, Spacial SM and Spacial SF enclosures
- Standard adjustment for heights from 200 mm to a maximum of 300 mm in steps of 25 mm
- Acceptable static load: 1000 kg
- To adjust heights from 335 to 435 mm, use feet reference **NSYAEBP2F4F**.

Characteristics	Width (mm)	Depth (mm)	Ref. No
Stand-off plinth for raised floor	600	800	<b>NSYAEBP2F68</b>
Stand-off plinth for raised floor	600	1000	<b>NSYAEBP2F610</b>
Stand-off plinth for raised floor	800	800	<b>NSYAEBP2F88</b>
Stand-off plinth for raised floor	800	1000	<b>NSYAEBP2F810</b>



NSYAEBP2F4F

### Set of 4 feet for stand-off plinths

- Folded and welded sheet-steel feet, textured, RAL 9005 black epoxy-polyester powder paint
- They are installed on the stand-off plinths for raised floor, reusing the levelling feet delivered with the plinth
- Acceptable static load: 1000 kg on 4 feet.

Characteristics	Ref. No
Set of 4 feet for stand-off plinths	<b>NSYAEBP2F4F</b>



NSYAEBP2FS6

### Floor-panel support bracket

- Set of 2 brackets made from folded sheet steel painted RAL 9005 black
- They are installed across the width and/or depth on the stand-off plinth to support the panels of the raised floor
- Height adjustment  $\pm 30$  mm.

Characteristics	Width (mm)	Depth (mm)	Ref. No
Floor-panel support bracket	600	600	<b>NSYAEBP2FS6</b>
Floor-panel support bracket	800	800	<b>NSYAEBP2FS8</b>
Floor-panel support bracket	1000	1000	<b>NSYAEBP2FS10</b>



## Mounting components

### Equipment support



PB500189

**Fixings for 19" racks**

Page  
223


### Equipment support



PB501477

**Fixed 19" trays**

Page  
225



PB500190

**Telescopic 19" trays**

Page  
225

## Power-distribution

### Current distribution



PB501479

**19" distribution rail with or without protection**

Page  
228

### Modular distribution



PB501480

**19" front plates for modular circuit breakers**

Page  
231

## Cable-management plates


### 19" cover plate



PB501481

**19" cover plates**  
Painted steel: 1.5 mm

Page  
237







PB501482



**19" cover plates with airing louvres**  
Steel 1.5 mm

Page  
237

## Cable-management

Cable distribution		Cable management	
 <p>PB501483</p>	 <p>PB501484</p>	 <p>PB501485</p>	 <p>PB501487 PB501486</p>
1U or 2U 19" front panels with cable-gland openings	1U 19" cable-gland front panels with brush gasket	1U 19" front panels with insulating guides	1U 19" front panels with metal guides or with cable ducting
Page 235 - 236	Page 235	Page 235	Page 242

## Thermal-management

19" thermostats	
 <p>PB501488</p>	 <p>PB501489</p>
1U front panel with switch and thermostat	1U front panel with digital thermostat
Page 237	Page 237

## Cable-management plates

Lighting
 <p>PB101706</p>
Lamp to be fixed on 19"
Page 240

NSYAEECS



### Earthing strip (Y)

- Two models available:
  - insulated: 10 x 5 mm brass bar with 40 connection points by screws for lugs (screws not installed)
  - non-insulated: stainless-steel bar ref. **NSYAEEC1UF**, connection by Faston lug 6.5 or by copper bar with caged terminal ref. **NSYAEEC1UN**
- Fixing to the 19" rack or to the framework
- Length: 480 mm
- Delivered with fixings
- Strip reference **NSYAEEC1UN** is equipped with caged terminal blocks.

Characteristics	Insulated	Ref. No
Earthing strip (Y)	Yes	<b>NSYAEECS</b>
Earthing strip (Y)	No	<b>NSYAEEC1UF</b>
Earthing strip (Y)	No	<b>NSYAEEC1UN</b>

NSYAEEC100C



### Earthing claws

- Set of 100 pieces
- Provides earthing continuity of the front panels and blanking plates.

**Note:**

it is the installer's responsibility to help ensuring earth continuity and connection.

Characteristics	Ref. No
Earthing claws	<b>NSYAEEC100C</b>

NSYCTVDA



### Earthing kit for Actassi VDA / VDS

- Kit for earthing the cladding pieces of the enclosure
- Assembly on all the doors of the enclosure to comply with standard IEC 62208, Section 9.10 regarding the continuity of the protection circuit
- Brass and copper lugs
- Green-yellow PVC insulated sheath.

**Note:**

it is the installer's responsibility to help ensuring earth continuity and connection.

Characteristics	Ref. No
Earthing kit for Actassi VDA / VDS	<b>NSYCTVDA</b>

For fixing components to the rear of the 19" uprights.



NSYGFR12M65

### Nuts for 19" uprights

- Set of 50 M6 caged nuts
- Bag of M6 caged nuts for 12 mm square holes (holes on the rear of the 19" uprights).

Characteristics	Set of	Ref. No
Nuts for 19" uprights	50	<b>NSYGFR12M65</b>



NSYGR95M63

### Fixings for 19" rack

- They allow 19" accessories to be mounted
- Caged nut compatible with 8.5 x 8.5 mm and 9.5 x 9.5 mm holes.

Characteristics	Set of	Ref. No
M6 screws + washers + nuts	30	<b>NSYGR95M63</b>
M6 caged nuts	100	<b>NSYCN9M625</b>
M6 screws + washers + nuts	50	<b>NSYGR95M65</b>
M5 screws + washers + nuts	50	<b>NSYGR95M55</b>

**Compatible only with floor-standing enclosures**

**Fixed perforated and plain 19" trays, 1U**

- Fixing by attachment without tools between the front and rear 19" uprights
- Sheet steel, RAL 7035 or RAL 7016 grey paint
- Acceptable load: 100 kg
- Option of installing a handle reference **NSYASR3U** on the front panel and a guide reference **NSYGCA46** on the rear panel **page 232**

**Note:**

(1) -100 ...+50 mm, adjustable in steps of 25 mm.




Characteristics	Rack depth (mm)	Fixing center-to-center distance (mm)	Color	Ref. No
Perforated 19" tray	600-800-1000	258 <sup>(1)</sup>	RAL 7035	<b>NSYBBF1U40P</b>
Perforated 19" tray	800-1000	458 <sup>(1)</sup>	RAL 7035	<b>NSYBBF1U60P</b>
Perforated 19" tray	1000	658 <sup>(1)</sup>	RAL 7035	<b>NSYBBF1U80P</b>
Plain 19" tray	600-800-1000	258 <sup>(1)</sup>	RAL 7035	<b>NSYBBF1U40</b>
Plain 19" tray	800-1000	458 <sup>(1)</sup>	RAL 7035	<b>NSYBBF1U60</b>
Plain 19" tray	1000	658 <sup>(1)</sup>	RAL 7035	<b>NSYBBF1U80</b>
Perforated 19" tray	600-800-1000	258 <sup>(1)</sup>	RAL 7016	<b>NSYBBF1U40PG</b>
Perforated 19" tray	800-1000	458 <sup>(1)</sup>	RAL 7016	<b>NSYBBF1U60PG</b>
Perforated 19" tray	1000	658 <sup>(1)</sup>	RAL 7016	<b>NSYBBF1U80PG</b>

**Telescopic perforated and plain 19" trays, 1U**

- Fixing by attachment without tools between the front and rear 19" uprights
- Fixing on the telescopic slides supplied
- Sheet steel, RAL 7035 or RAL 7016 grey paint
- Acceptable load: 45 kg
- Option of installing a handle reference **NSYASR3U** on the front panel and a guide reference **NSYGCA46** on the rear panel **page 232**

**Note:**

- Slides delivered with the tray.
- -100 ...+50 mm, adjustable in steps of 50 mm.



Characteristics	Mounting on slides <sup>(1)</sup>	Rack depth (mm)	Fixing center-to-center distance (mm)	Color	Ref. No
Perforated 19" tray	NSYGT40	600-800-1000	258 <sup>(2)</sup>	RAL 7035	<b>NSYBBT1U40P</b>
Perforated 19" tray	NSYGT60	800-1000	458 <sup>(2)</sup>	RAL 7035	<b>NSYBBT1U60P</b>
Perforated 19" tray	NSYGT80	1000	658 <sup>(2)</sup>	RAL 7035	<b>NSYBBT1U80P</b>
Plain 19" tray	NSYGT40	600-800-1000	258 <sup>(2)</sup>	RAL 7035	<b>NSYBBT1U40</b>
Plain 19" tray	NSYGT60	800-1000	458 <sup>(2)</sup>	RAL 7035	<b>NSYBBT1U60</b>
Plain 19" tray	NSYGT80	1000	658 <sup>(2)</sup>	RAL 7035	<b>NSYBBT1U80</b>
Perforated 19" tray	NSYGT40	600-800-1000	258 <sup>(1)</sup>	RAL 7016	<b>NSYBBT1U40PG</b>
Perforated 19" tray	NSYGT60	800-1000	458 <sup>(1)</sup>	RAL 7016	<b>NSYBBT1U60PG</b>
Perforated 19" tray	NSYGT80	1000	658 <sup>(1)</sup>	RAL 7016	<b>NSYBBT1U80PG</b>

**Handle for telescopic 19" tray**

- Plastic material, RAL 7011 dark grey

**Supply:**


Delivered with fixings..



Characteristics	Ref. No
Handle for telescopic 19" tray	<b>NSYASR3U</b>



Compatible only with floor standing enclosures




NSYBF1U25P

### 1U and 2U fixed 19" tray

- Fixing to the front or rear uprights of the 19" rack
- Heel of 5 mm
- Sheet steel, RAL 7035 or RAL 7016 grey paint

Characteristics	Number of U	Depth (mm)	Load (kg)	Color	Ref. No
Fixed 19" tray	1U	250	15	RAL 7035	<b>NSYBF1U25P</b>
Fixed 19" tray	2U	250	20	RAL 7035	<b>NSYBF2U25P</b>
Fixed 19" tray	2U	380	20	RAL 7035	<b>NSYBF2U40P</b>
Fixed 19" tray	2U	250	20	RAL 7016	<b>NSYBF2U25PG</b>
Fixed 19" tray	2U	380	20	RAL 7016	<b>NSYBF2U40PG</b>



NSYBT2U25P

### 2U telescopic 19" tray

- Fixing to the front uprights of the 19" rack
- Sheet steel, RAL 7035 or RAL 7016 grey paint
- Acceptable load: 5 kg
- Heel of 5 mm.

#### Supply:

Delivered with the telescopic slides assembled

Characteristics	Number of U	Depth (mm)	Load (kg)	Color	Ref. No
Telescopic 19" tray	2U	250	5	RAL 7035	<b>NSYBT2U25P</b>
Telescopic 19" tray	2U	250	5	RAL 7016	<b>NSYBT2U25PG</b>



NSYBSM80

### 19" screen-support tray

- Fixing by attachment without tools between the front and rear 19" uprights
- Sheet steel, RAL 7035 light grey paint

#### Supply:

Delivered with all the necessary fixings

Characteristics	Rack depth (mm)	Load (kg)	Color	Ref. No
19" screen-support tray	800-1000	45	RAL 7035	<b>NSYBSM80</b>
19" screen-support tray	1000	45	RAL 7035	<b>NSYBSM100</b>



NSYBST80

### 19" keyboard-support tray

- Sheet steel, RAL 7035 light grey paint
- Fixing by attachment without tools between the front and rear 19" uprights
- Fixing on the telescopic slides supplied
- Optional installation of handle reference **NSYASR3U**.

#### Supply:


Delivered with all the necessary fixings

Characteristics	Rack depth (mm)	Load (kg)	Color	Ref. No
19" keyboard-support tray	800-1000	45	RAL 7035	<b>NSYBST80</b>
19" keyboard-support tray	1000	45	RAL 7035	<b>NSYBST100</b>

Compatible only with floor standing enclosures

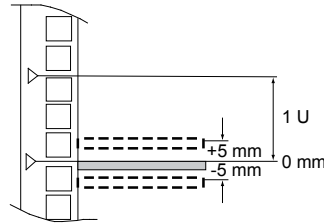
### Fixed 19" slides

- Set of 2 slides for the 19" hardware
- Material: treated steel
- Acceptable load: 60 kg
- Heel 0 mm: fixing by attachment between the front and rear 19" uprights
- Heel ± 5 mm: fixing by screws between the front and rear 19" uprights; supplied with the slides.



NSYGF356

Characteristics	Rack depth (mm)	Distance between the front and rear uprights	Fixing center-to-center distance (mm)	Heel height (mm)	Ref. No
Fixed 19" slides	600-800-1000	350	258	0	<b>NSYGF356</b>
Fixed 19" slides	800-1000	450	358	0	<b>NSYGF456</b>
Fixed 19" slides	800-1000	550	458	0	<b>NSYGF556</b>
Fixed 19" slides	1000	650	558	0	<b>NSYGF656</b>
Fixed 19" slides	1000	750	658	0	<b>NSYGF756</b>
Fixed 19" slides	600-800-1000	350	258	± 5	<b>NSYGF356H5</b>
Fixed 19" slides	800-1000	550	458	± 5	<b>NSYGF556H5</b>
Fixed 19" slides	1000	750	658	± 5	<b>NSYGF756H5</b>



NSYGB140H5


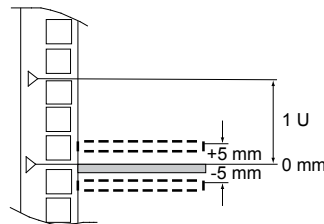
### 1U/2U Partial fixed 19" slides

- Set of 2 slides
- Fixing by attachment on the front or rear 19" uprights
- Material: treated steel
- Acceptable load: 30 kg.



NSYGB140

Characteristics	Number of U	Heel height (mm)	Ref. No
Partial fixed 19" slides	1U	± 5	<b>NSYGB140H5</b>
Partial fixed 19" slides (length=150 mm)	2U	0	<b>NSYGB140</b>




NSYGT40

### Full telescopic 19" slides

- Set of 2 slides for the 19" hardware
- Material: treated steel
- Acceptable load: 60 kg
- Heel 0 mm: fixing by attachment between the front and rear 19" uprights
- Heel ± 5 mm: fixing by screws between the front and rear 19" uprights; supplied with the slides.


Characteristics	Rack depth (mm)	Fixing center-to-center distance (mm)	Ref. No
Full telescopic 19" slides	600-800-1000	258, -100 ...+50 mm, adjustable in steps of 50 mm	<b>NSYGT40</b>
Full telescopic 19" slides	800-1000	458, -100 ...+50 mm, adjustable in steps of 50 mm	<b>NSYGT60</b>
Full telescopic 19" slides	1000	658, -100...+50mm, adjustable in steps of 50 mm	<b>NSYGT80</b>



### Rear cable support

- Fixing of cables through an opening without effort
- Direct fixing to the framework and the rear part of the tray.

Characteristics	Ref. No
Rear cable support	NSYBTSCS



### Universal fixing plate

- Fixing to the 19" uprights or to the framework uprights for mounting accessories
- Delivery by unit.

Characteristics	Ref. No
Universal fixing plate	NSYEUV

# Universal accessories

## Electrical power distribution rails

### PDU'S

#### UTE - 16 A/230 V~ with pin-earthed outlets

- Sockets set at 35° with child protection
- Aluminum profile silver - height 1U
- Material: fiberglass polyamide plastic that helps ensuring fire resistance up to 850 °C
- Equipped with power cord (3G 1.5 mm<sup>2</sup>) type H05 VVF, equipped with a molded right-angle plug with earthing contact system
- According to NF C 61314, IEC 60884 and NBNC61112-1 standards
- Could be used in: France, Belgium, Poland, Monaco, Slovakia, Czech Republic.

#### Note:

- <sup>(1)</sup> A: rail of sockets without protection
- <sup>(2)</sup> B: rail of sockets with recessed green LED switch
- <sup>(3)</sup> C: rail of sockets with bi-polar magnetothermal circuit-breaker C16 type C60N 16 A curve C
- <sup>(4)</sup> D: suppression filter for interferences up to 30 MHz, guaranteed frequency 400 Hz, attenuation 20 dB per decade.
- <sup>(5)</sup> E: rail of sockets with interference filter and surge suppressor, 6.5 kA short-circuit protection. Protection level Up 1.5 kV, test voltage Uoc 5 kV Uc 255 V, 50 Hz. Operation indicator light, interfaces 30 MHz. Frequency nominal 400 Hz, attenuation 20 dB per decade.
- <sup>(6)</sup> F: rail of sockets with differential protection 30 mA, 2 poles 25 A type NC

Characteristics	Width (mm)	Depth (mm)	Type	Ref. No
<b>19" Adapted</b>				
9 sockets outlets	19"	44	A <sup>(1)</sup>	<b>NSYAPU19F9</b>
8 sockets outlets with recessed green led switch	19"	44	B <sup>(2)</sup>	<b>NSYAPU19F8S</b>
6 sockets outlets with Overvoltage protection 16 A	19"	76	C <sup>(3)</sup>	<b>NSYAPU19F6CB</b>
7 sockets outlets with Overvoltage protection 16 A + frequency filters	19"	44	D <sup>(4)</sup>	<b>NSYAPU19F7FA</b>
6 sockets outlets with interference filter and surge suppressor	19"	76	F <sup>(6)</sup>	<b>NSYAPU19F6F</b>
6 sockets outlets with overvoltage protection 30mA	19"	44	E <sup>(5)</sup>	<b>NSYAPU19F6FT</b>
<b>Vertical – 0U</b>				
10 sockets outlets with recessed green led switch (D. 968 mm)	968	44	B <sup>(2)</sup>	<b>NSYAPUF10S</b>
12 sockets outlets with Overvoltage protection 16 A (D. 1232 mm)	1232	76	C <sup>(3)</sup>	<b>NSYAPUF12CB</b>

NSYAPU19F9



NSYAPU19F8S



NSYAPU19F6CB



NSYAPU19F7FA



NSYAPU19F6F



NSYAPU19F6FT



NSYAPUF10S



NSYAPUF12CB



# Universal accessories

## Electrical power distribution rails

### PDU'S

#### VDE - 16 A/230 V~ with pin-earthed outlets

- Sockets set at 35° with child protection
- Aluminum profile silver - height 1U
- Material: fiberglass polyamide plastic that helps ensuring fire resistance up to 850 °C
- Equipped with power cord (3G 1.5 mm<sup>2</sup>) type H05 VVF, equipped with a molded right-angle plug with earthing contact system
- According to DIN49 440, VDE0620-1, IEC 60884 and UNE20315 standards
- Could be used in: Germany, Austria, Netherlands, Italy (partial), Spain, Portugal, Sweden, Norway, Finland, Slovenia, Romania, Hungary, Afghanistan, Andorra, Vatican City, San Marino, Estonia, South Korea, Indonesia, Iceland, Chile, Bulgaria.

**Note:**

- <sup>(1)</sup> A: rail of sockets without protection
- <sup>(2)</sup> B: rail of sockets with recessed green LED switch
- <sup>(3)</sup> C: rail of sockets with bi-polar magnetothermal circuit-breaker C16 type C60N 16 A curve C
- <sup>(4)</sup> D: suppression filter for interferences up to 30 MHz, guaranteed frequency 400 Hz, attenuation 20 dB per decade.
- <sup>(5)</sup> E: rail of sockets with Interference filter and surge suppressor, 6.5 kA short-circuit protection. Protection level Up 1.5 kV, test voltage Uoc 5 kV Uc 255 V, 50 Hz. Operation indicator light, interfaces 30 MHz. Frequency nominal 400 Hz, attenuation 20 dB per decade.
- <sup>(6)</sup> F: rail of sockets with differential protection 30 mA, 2 poles 25 A type NC



Characteristics	Width (mm)	Depth (mm)	Type	Ref. No
<b>10" Adapted</b>				
3 sockets outlets	10"	44	A <sup>(1)</sup>	<b>NSYAPU10S3</b>
3 sockets outlets with recessed green led switch	10"	44	B <sup>(2)</sup>	<b>NSYAPU10S3S</b>
<b>19" Adapted</b>				
9 sockets outlets	19"	44	A <sup>(1)</sup>	<b>NSYAPU19S9</b>
8 sockets outlets with recessed green led switch	19"	44	B <sup>(2)</sup>	<b>NSYAPU19S8S</b>
6 sockets outlets with Overvoltage protection 16 A	19"	76	C <sup>(3)</sup>	<b>NSYAPU19S6CB</b>
7 sockets outlets with Overvoltage protection 16 A + frequency filters	19"	44	D <sup>(4)</sup>	<b>NSYAPU19S7FA</b>
6 sockets outlets with overvoltage protection 30mA	19"	76	F <sup>(6)</sup>	<b>NSYAPU19S6F</b>
6 sockets outlets with interference filter and surge suppressor	19"	44	E <sup>(5)</sup>	<b>NSYAPU19S6FT</b>
<b>Vertical</b>				
10 sockets outlets with recessed green led switch (D. 968 mm)	968	44	B <sup>(2)</sup>	<b>NSYAPUS10S</b>
12 sockets outlets with Overvoltage protection 16 A (D. 1232 mm)	1232	76	C <sup>(3)</sup>	<b>NSYAPUS12CB</b>



# Universal accessories

## Electrical power distribution rails

### PDU'S

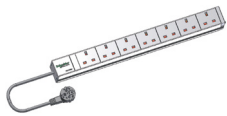
#### UK - 13 A/240 V~ with BS standard outlets

- Sockets set at 90° with child protection
- Aluminum profile silver - height 1U
- Material: fiberglass polyamide plastic that helps ensuring fire resistance up to 850 °C
- Equipped with power cord (3G 1.5 mm<sup>2</sup>) type H05 VVF, equipped with a molded right-angle plug with earthing contact system.

**Note:**

<sup>(1)</sup> A: rail of sockets without protection

NSYAPU19UK7



Characteristics	Width (mm)	Depth (mm)	Type	UTE
<b>19" Adapted</b>				
7 sockets outlets	19"	44	A	<b>NSYAPU19UK7</b>

NSYAPUBV



#### Fixing brackets

- For vertical assembly of distribution rails
- Batch of 2 brackets, adaptable to all rails, delivered with fixings
- Material: treated steel, thickness 10/10 mm
- Fixing to the ends of the rail: reference
- Fixing with an orientation of 90°: reference **NSYAPUB**.

NSYAPUB



Characteristics	Fixing	Ref. No
Fixing brackets	End of the rail	<b>NSYAPUBV</b>
Fixing brackets	Orientation of 90°	<b>NSYAPUB</b>

### 19" front plate for modular circuit-breakers

- Front plates for mounting 22 modules
- Fixing to the 19" rack
- Front panel made from sheet steel, 15/10 mm thick, RAL 7035 or RAL 7016 grey paint
- Front panel made from 3 mm anodised aluminum.

**Supply:**  
Delivered with steel DIN rail




Characteristics	Number of U	Color	Ref. No
19" front plate for modular circuit-breakers	3U	RAL 7035	<b>NSYCRTM3UD</b>
19" front plate for modular circuit-breakers	3U	RAL 7016	<b>NSYCRTM3UDG</b>
19" front plate for modular circuit-breakers	3U	Aluminum	<b>NSYCRTA4UD</b>
19" front plate for modular circuit-breakers	3U	Aluminum	<b>NSYCRTA3UD</b>

### 19" DIN rail

- DIN rail for fixing on the front surface of the 19" uprights

**Supply:**  
Delivery by unit.



Characteristics	Ref. No
19" DIN rail	<b>NSYR19DN</b>

### Compatible only with floor standing enclosures

#### Side cable-support cross-rails on 19" uprights

- For mounting between the front and rear 19" uprights
- Allow cables to be flanged using cable ties
- Set of 2 pieces.



Characteristics	Rack depth (mm)	Distance between the front and rear 19" uprights (mm)	Fixing center-to-center distance (mm)	Ref. No
Side cable-support cross-rails on 19" uprights	600-800-1000	350	258	<b>NSYTVP356</b>
Side cable-support cross-rails on 19" uprights	600-800	550	458	<b>NSYTVP556</b>
Side cable-support cross-rails on 19" uprights	800-1000	750	658	<b>NSYTVP756</b>

#### Rear cable-support cross-rails on fixed 19"

- Mounting on the rear of the 19" uprights of the rack
- Allow cables to be fixed and guided at the rear of the circulation panels
- Delivered with the fixings required for installation.



Characteristics	Ref. No
Rear cable-support cross-rails on fixed 19"	<b>NSYTVAR</b>

#### Guides (X)

Mounting on:

- The 19" uprights (laterally)
- All the cable-support cross-rails
- At the rear of the 19" shelves
- on the framework uprights, with the help of intermediate support reference **NSYADGCA**
- Material: plastic, RAL 7035 light grey
- Guides and supports: set of 10.




Characteristics	Dimensions (mm)	Ref. No
Guides (X)	40 x 60	<b>NSYGCA46</b>
Guides (X)	40 x 100	<b>NSYGCA410</b>
Guides (X)	100 x 100	<b>NSYGCA1010</b>

#### Intermediate support



Characteristics	Ref. No
Intermediate support	<b>NSYADGCA</b>



NSYGC1010

### Metal guides

- Installation on the 19" rack, laterally on the framework uprights inside the rack
- Set of 10 pieces.

#### Supply:

Delivered with the mounting elements (screw, nut)

Characteristics	Dimensions (mm)	Ref. No
Metal guides	100 x 100 guide	<b>NSYGC1010</b>
Metal guides	40 x 100 guide	<b>NSYGC410</b>

### Steel wired cable tray

- Mounting on the cable supports.
- Dimensions (2 types):  
1845 x 200 x 35 mm.  
1845 x 200 x 54 mm.
- Material: Zinc-coated steel wire

#### Supply:

1 vertical steel wired cable tray and fixing elements

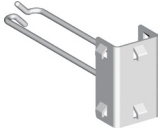


NSYBPC3

Characteristics	Necessary depth (mm)	Ref. No
Steel wired cable tray	35	<b>NSYBPC3</b>
Steel wired cable tray	54	<b>NSYBPC5</b>

### Compatible only with floor standing enclosures

NSYGCH213




#### Wired guides

- Set of 10 wired guides
- Side-mounted on the 19" uprights
- Material: treated steel.

Characteristics	Dimensions (mm)	Ref. No
Wired guides	24 x 130	<b>NSYGCH213</b>

NSYGCP



#### Cable guide

- Helps to protect and guide the cables on the sheet edges
- Set of 10 plastic guiding flanges
- Fixed by simply clipping onto the sheet edge.

Characteristics	Ref. No
Cable guide	<b>NSYGCP</b>

NSYGC1US19



#### 19" vertical cable guides

- Fixing on the 19" uprights
- Material: nickel steel
- Delivery by unit.

Characteristics	Number of U	Depth (mm)	Ref. No
19" vertical cable guides	1.5U	120	<b>NSYGC1US19</b>

NSYACC2N



#### Self-grip strips

- For holding the cables on the supports
- Models available in 3 shapes:
  - cable tie 13 mm wide, 225 mm long; set of 10 pieces
  - strap in a roll 16 mm wide and 5 metres long, black color
  - adhesive cable strap, 50 x 20 mm, black color, in a set of 10 pieces.

Characteristics	Color	Ref. No
225 mm strips	Black	<b>NSYACC2N</b>
5 m strips	Black	<b>NSYACC50N</b>
Adhesive strap	Black	<b>NSYACCA</b>


NSYACC50N



NSYACCA



NSYACGCS




#### Support for the management of cable surplus

- Used for winding cable surplus
- Delivered with the fixings required for installation.

Characteristics	Ref. No
Cable management surplus	<b>NSYACGCS</b>





NSYCRTM1U32B

### 1U 19" front panels with metal guides

- Channels the cables over the front panel of the rack
- Fixing to the 19" rack
- Sheet steel, RAL 7035 or RAL 7016 grey paint.

Characteristics	Number of guides Vert.	Number of guides Horiz.	Ref. No
1U 19" front panels with metal guides, RAL 7035	3	2	<b>NSYCRTM1U32B</b>
1U 19" front panels with metal guides, RAL 7035	4	0	<b>NSYCRTM1U40B</b>
1U 19" front panels with metal guides, RAL 7016	4	0	<b>NSYCRTM1U40BG</b>



NSYCRTM1U2

### 1U 19" front panel with cable-gland openings

- Fixing on the 19" uprights
- Cable openings protected by a gasket
- Sheet steel, RAL 7035 or RAL 7016 grey paint.

Characteristics	Ref. No
1U 19" front panel with cable-gland openings, RAL 7035	<b>NSYCRTM1U2</b>
1U 19" front panel with cable-gland openings, RAL 7016	<b>NSYCRTM1U2G</b>



NSYCRTM1UA2

### 1U 19" front panel with openings and cable support

- Fixing on the 19" uprights
- Cable openings protected by a gasket
- Performs the duty of a cable tray
- Sheet steel, RAL 7035 light grey paint.

Characteristics	Ref. No
1U 19" front panel with openings and cable support	<b>NSYCRTM1UA2</b>



NSYCRTM1U1P

### 1U 19" front panels with cable-gland and brush gasket

- Fixing on the 19" uprights
- Sheet steel, RAL 7035 or RAL 7016 paint
- 150 mm cable support.

Characteristics	Ref. No
With cable support at the rear, RAL 7035	<b>NSYCRTM1U1P</b>
With cable support at the rear, RAL 7016	<b>NSYCRTM1U1PG</b>
Without cable support at the rear, RAL 7035	<b>NSYCRTM1U1PS</b>



NSYCRTM1U5GCA

### 1U 19" front panel with insulated guides

- Channels the cables over the front panel of the rack
- Fixing on the 19" uprights
- Steel front panel, RAL 7035 light grey paint
- Equipped with 5 guides (reference NSYGCA46) in horizontal, vertical and 45° positions.


Characteristics	Ref. No
1U 19" front panel with insulated guides	<b>NSYCRTM1U5GCA</b>



### 2U 19" front panel with cable-gland openings

- Fixing to the 19" rack
- Cable openings protected by a gasket
- Sheet steel, RAL 7035 light grey paint.

Characteristics	Ref. No
2U 19" front panel with cable-gland openings	<b>NSYCRTM2U3</b>




### 2U depth-adjustable 19" support

- Fixing on the 19" uprights
- Depth-adjustable from 50 to 200 mm; it allows the installation of non-19" devices or the fixing of cables, ducting, etc.
- Sheet steel, RAL 7035 light grey paint

**Supply:**  
Delivered with assembly fixings.

Characteristics	Ref. No
2U depth-adjustable 19" support	<b>NSYCRTM2US</b>



### Frontal 19" cable-support cross-rails

- For frontal assembly on the 19" uprights
- Allow cables to be flanged using cable ties
- Set of 2 pieces.

Characteristics	Ref. No
Frontal 19" cable-support cross-rails	<b>NSYTVA</b>



### Plain 19" front panel

- Fixing to the 19" rack
- Front panel made from sheet steel, 15/10 mm thick, RAL 7035 or RAL 7016 grey paint
- Front panel made from 3 or 4 mm anodised aluminum
- Fixing by screws reference **NSYGFR95M65**
- Earthing claws reference **NSYAEEC100C**.

Characteristics	Number of U	RAL 7035 steel References	RAL 7016 steel References	Aluminum 3 mm References	Aluminum 4 mm References
Plain 19" front panel	1U	<b>NSYCRTM1U</b>	<b>NSYCRTM1UG</b>	<b>NSYCRTA1U</b>	<b>NSYCRT4A1U</b>
Plain 19" front panel	2U	<b>NSYCRTM2U</b>	<b>NSYCRTM2UG</b>	<b>NSYCRTA2U</b>	<b>NSYCRT4A2U</b>
Plain 19" front panel	3U	<b>NSYCRTM3U</b>	<b>NSYCRTM3UG</b>	<b>NSYCRTA3U</b>	<b>NSYCRT4A3U</b>
Plain 19" front panel	4U	<b>NSYCRTM4U</b>		<b>NSYCRTA4U</b>	<b>NSYCRT4A4U</b>
Plain 19" front panel	5U	<b>NSYCRTM5U</b>		<b>NSYCRTA5U</b>	<b>NSYCRT4A5U</b>
Plain 19" front panel	6U	<b>NSYCRTM6U</b>		<b>NSYCRTA6U</b>	<b>NSYCRT4A6U</b>
Plain 19" front panel	9U	<b>NSYCRTM9U</b>		<b>NSYCRTA9U</b>	<b>NSYCRT4A9U</b>
Plain 19" front panel	10U	<b>NSYCRTM10U</b>		<b>NSYCRTA10U</b>	
Plain 19" front panel	12U	<b>NSYCRTM12U</b>		<b>NSYCRTA12U</b>	



### Plain 19" front panel

- Direct fixing to the 19" rack
- Sheet steel, 15/10 mm thick, RAL 7035 light grey paint
- Allow the entry of air for natural airing of the installations
- Option of installing reference NSYCRTMR3U with 3 fans reference: NSYCVF65M230PF as accessories
- Fixing by screws reference NSYGFR95M65
- Earthing claws reference NSYAEEC100C.

Characteristics	Number of U	Color	Ref. No
Plain 19" front panel	1U	RAL 7035	<b>NSYCRTMR1U</b>
Plain 19" front panel	3U	RAL 7035	<b>NSYCRTMR3U</b>



### 1U 19" front panel with airing switch and thermostat

- Direct fixing to the 19" rack
- Switch ON/OFF with LED
- Thermostat contact open, operating temperature -20 °C ... +80 °C, temperature setting range 0 ... +60 °C, In 10 A/250 V
- Front panel made from RAL 7035 or RAL 7016 sheet.

Characteristics	Number of U	Color	Ref. No
19" front panel with airing switch and thermostat	1U	RAL 7035	<b>NSYCRTM1UVT</b>
19" front panel with airing switch and thermostat	1U	RAL 7016	<b>NSYCRTM1UVTG</b>



### 1U 19" front panel with digital thermostat

- Direct fixing to the 19" rack
- Thermostat 0 ... +60 °C, In 5 A/250 V
- Front panel made from RAL 7035 sheet
- Delivery with thermal sensor with 2 m of cable.

Characteristics	Number of U	Color	References
1U 19" front panel with digital thermostat	1U	RAL 7035	<b>NSYCRTM1UVD</b>

# 19-E Universal accessories lighting



Characteristics		Multi-Fixing LED Lamps	
This LED lamps are designed to optimize the life time, consumption, space and accessibility inside the enclosure, as well as having three fixing option as standard.			
Color	Black RAL 9005		
Protection rating	IP20 according to IEC60529		
Standards	<ul style="list-style-type: none"> <li>■ IEC 60598</li> <li>■ UL 94: For plastic components</li> <li>■ UL508A: Control Panel</li> </ul>	<ul style="list-style-type: none"> <li>■ UL1598: Lamps</li> <li>■ UL8750: LED for lighting</li> <li>■ EN55015: EMC</li> </ul>	
Other characteristics	<ul style="list-style-type: none"> <li>■ Built-in switch</li> <li>■ Power consumption: 10 W</li> <li>■ Frequency: 50/60 Hz</li> <li>■ Power factor:                             <ul style="list-style-type: none"> <li>□ V AC lamps: 0.9</li> <li>□ V DC lamps: 1</li> </ul> </li> <li>■ Luminosity: 640 lm*</li> <li>■ Light temperature: 4000 K*</li> <li>■ LED service life: 25000 h*</li> </ul>	<ul style="list-style-type: none"> <li>■ Casing: Plastic UL94</li> <li>■ Degree of insulation:                             <ul style="list-style-type: none"> <li>□ Class I - Lamps with socket</li> <li>□ Class II - Lamps without socket</li> </ul> </li> <li>■ Except <b>NSYLAMLDVDC</b> rated Class III</li> <li>■ Compliant with RoHS and Reach</li> <li>■ Ambient temperature:                             <ul style="list-style-type: none"> <li>□ Operation: -16 °C to +65 °C (-3 °F to +149 °F)</li> <li>□ Storage: -10 °C to +60 °C (-14 °F to +140 °F)</li> </ul> </li> <li>■ Max. 2 Apms and 5 lamps in serial connection</li> </ul>	
Connections	<ul style="list-style-type: none"> <li>■ 3 m black or orange power cable with quick connector (Not supplied. See reference below)</li> <li>■ 1.5 m black or orange interconnection cable with quick connectors (Not supplied. See reference below)</li> </ul> According to the directive IEC 60204-1: <ul style="list-style-type: none"> <li>■ Black cables: Power circuits for switch or DC voltage.</li> <li>■ Orange cables: External voltage that may be present even if the cabinet is turned off.</li> </ul>		
Supply	<ul style="list-style-type: none"> <li>■ 1 lamp and fixing elements</li> </ul>		

Lamp model	Lamps			Cables			
	Socket		References	Black cables		Orange cables	
				Power (3 m) References	Interconnection (1.5 m) References	Power (3 m) References	Interconnection (1.5 m) References
With socket 120 / 230 V AC	SCHUKO		NSYLAMLDS	NSYLAM3M	NSYLAM1M	NSYLAM3MN	NSYLAM1MN
With socket 120 / 230 V AC	UTE		NSYLAMLDF	NSYLAM3M	NSYLAM1M	NSYLAM3MN	NSYLAM1MN
With socket 120 / 230 V AC	British		NSYLAMLDB	NSYLAM3M	NSYLAM1M	NSYLAM3MN	NSYLAM1MN
With socket 120 V AC	USA		NSYLAMLDU	NSYLAM3MUL	-	NSYLAM3MULN	NSYLAM1MULN
Without socket 120 / 230 V AC	-	-	NSYLAML	NSYLAM3M	NSYLAM1M	NSYLAM3MN	NSYLAM1MN
Without socket 120 / 230 V AC	-	-	-	NSYLAM3MUL	-	NSYLAM3MULN	NSYLAM1MULN
Without socket	-	-	NSYLAMLDD	NSYLAM3M	NSYLAM1M	NSYLAM3MN	NSYLAM1MN
With presence detection 230 V AC	-	-	-	NSYLAM3MUL	-	NSYLAM3MULN	NSYLAM1MULN
Without socket	-	-	-	NSYLAM3MUL	-	NSYLAM3MULN	NSYLAM1MULN
With presence detection 230 V AC	-	-	NSYLAMLVDC	NSYLAM3MDC	-	-	-
Without socket - DC 24-48 V DC	-	-	-	NSYLAM3MDC	-	-	-
Without socket - DC 24-48 V DC	-	-	-	NSYLAM3MDCUL	-	-	-

\* Approximate values.




### Rack for VDI

- 1 U, 19" rack. For lamp installation in VDI enclosures.
- **Supply:** supplied with fixing elements.


Ref. No	Characteristics
NSYLAM1U	Rack for VDI




### Fixing options



Fixing by sliding brackets.



Magnetic fixing.



Fixing to DIN rail.





# The customised offer

Do you want to have other enclosures than standard? No problem. With Actassi enclosures it's possible to customize color, accessories, specific lining, etc. according to your personal needs.

## Two levels of customisation

At Schneider Electric we have developed two levels of customized services based on more than 50 years of experience in the market:

- > Configured offer (standard, modified)
- > Specific offer (custom-built enclosures).



We perform machining, mounting of accessories and painting.



We manufacture customized solutions with our industrial tools. Example: cut-outs made before painting.

**Flexibility**  
Several types of side panels

**Functionality**  
Defined thermal management

**Time-saving**  
Factory-made assemblies



**Aesthetics**  
Colour


**Mounting**  
Accessories mounted in our factories

**Efficiency & ergonomics**  
Several types of doors

# Examples of customised solutions



## Configured offer



Make your own definition based on our standard claddings.

Example: Actassi VDA enclosure in RAL 9011

Equipped with:

- Double Front door with two-points locking system. Airflow above 80 %
- Double Rear door with two-points locking system. Airflow above 80 %
- Two side-doors with locks
- Roof equipped with 6 fans and 1 cable entry with brush seal



## Specific offer



Built exactly according to your needs

Custom-made Actassi VDA-VDS enclosure

Specify your needs on VDA-VDS enclosures or spare parts.

This enclosure is delivered equipped, machined and ready to use.



## Definition example

Number of	Size guide	
	Width (mm)	Depth (mm)
24	600	600
		800
		1000
29	600	600
		800
		1000
33	600	600
		800
		1000
38	600	600
		800
		1000
42	600	600
		800
		1000
47	600	600
		800
		1000

Rack elements		Front door		
Framework	Side panels	Single (1)	Double (2)	Single door (1)
<b>A1</b>  PB601547	<b>Plastic obturator</b> <b>B1 B2</b> 	<b>C1 C5</b> 	<b>C8</b> 	<b>D1 D11</b> 
<b>A4</b>  PB601547	<b>Brush gasket</b> <b>B4 B5</b> 	<b>C2 C6</b> 	<b>C7</b> 	<b>D5 D12</b> 
<b>A5</b>  PB601547	<b>Lateral panels with louvres, thickness 50 mm</b> <b>B3 B6</b> 	<b>C9 C10</b> 	<b>C11</b> 	<b>D8 D9</b> 
<b>A6</b>  PB601547	<b>Panel lock kit</b> <b>P1</b> 	<b>Door opening direction</b> 		<b>D2</b> 
	<b>Coupling kit</b> <b>R1</b> 			<b>D3</b> 

(1) In red: doors with 2-point closure  
(2) In blue: double doors with 3-point closure

S T	
1	RAL 7035
2	RAL 5015
3	RAL 3003
4	RAL 9001
5	RAL 7011
6	RAL 1021
7	RAL 9011
Other colours, consult us	

**Simplified order**  
Tick here to show whether this is an order or a price request (estimate).

Please specify the reference number of your request.

**Easy**  
Please specify the dimensions of the required rack.

Order  Estimate

Your ref. ....

Configure your rack

Number of identical racks required

No.	U	Width	Depth	A	B	C	D	E	F	G	H	J	K	L	M	N	P	Q	R	S	T	U	V	W	X	Y	Z	
29	600	800						2			1		1	3	2													

Company ..... Name .....  
 Address ..... Telephone .....  
 Postcode - Town ..... Fax .....  
 Photocopy this form and fax it to your sales office ..... E-mail .....

**Smart**  
If your order is only for spare parts, please use the configuration sheet on page XX.

Please specify the reference of the chosen element.  
Example: E2 is a roof plate with brush gasket.

**Choice**  
Your choice of colours.  
Example: grey uprights and yellow cladding.

Rack elements							
Rear		Rear panel	Roof plate	Plinth	19" upright	Escutcheon	Top blanking plate
<b>D6</b>  Plain <b>D7</b>  Glazed <b>D10</b>  Microperforated	<b>D4</b>  Plain <b>D20</b> Rear extension kit, 100 mm thick  <b>Z3</b> Panel earthing 	<b>E1</b>  Plain <b>E2</b>  Brush gasket <b>E3</b>  Perforated	<b>F1</b>  Plain <b>F2</b>  Anti-tilt	<b>G1</b>  Front <b>G2</b>  Rear and rear <b>G3</b> Partial 19" uprights  12U partial front <b>G4</b>  12U partial front and rear	<b>H2</b>  Cable gland width 800 mm <b>H3</b>  Of the structure	<b>J2 J1</b>  Plain Brush gasket <b>J3 J4</b>  3 fans 2 fans <b>J5</b>  Ventilation louvres <b>Bottom blanking plate</b> <b>K2 K1</b>  Brush gasket <b>K3</b>  Ventilation louvres <b>Rear blanking plate</b> <b>L1</b>  Brush gasket <b>L2 L3</b>  3 fans 2 fans <b>L4</b>  Ventilation louvres	
		<b>Q1</b> Roof stand-offs  PB500883	<b>M1</b> Base accessories  Levelling feet <b>M2</b>  Anti-vibration feet <b>M3</b>  Wheels <b>M4</b>  Foot-wheels adaptation kit				

4

**Non-mounted accessories description**

Non-mounted accessories description	Ref. No	Amount
.1U 19" front plate	NSYCRTM1U32B	2
.5U front panel	NSYCRTM5U	1
.1U fixed shelf	NSYBBF1U40	2
.2U adjustable support	NSYCRTM2US	1
.....		
.....		

**Smart**

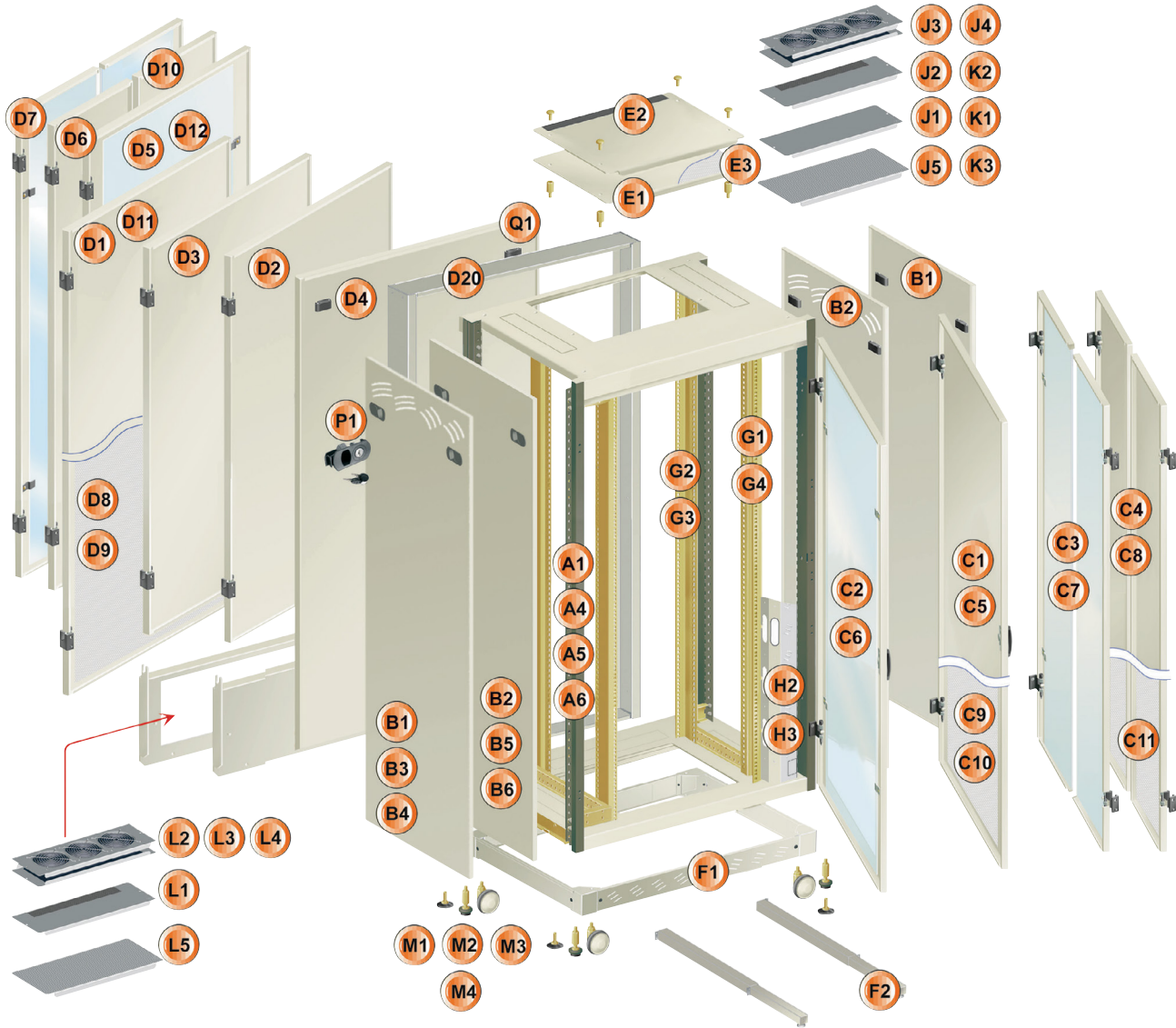
To order exactly identical racks, please specify the number of racks required.  
To order different racks, fill in a separate form for each type of rack.

Please specify the required rack accessories.

**Practical**

Choose the door opening direction.

Elements of a rack



PB501422

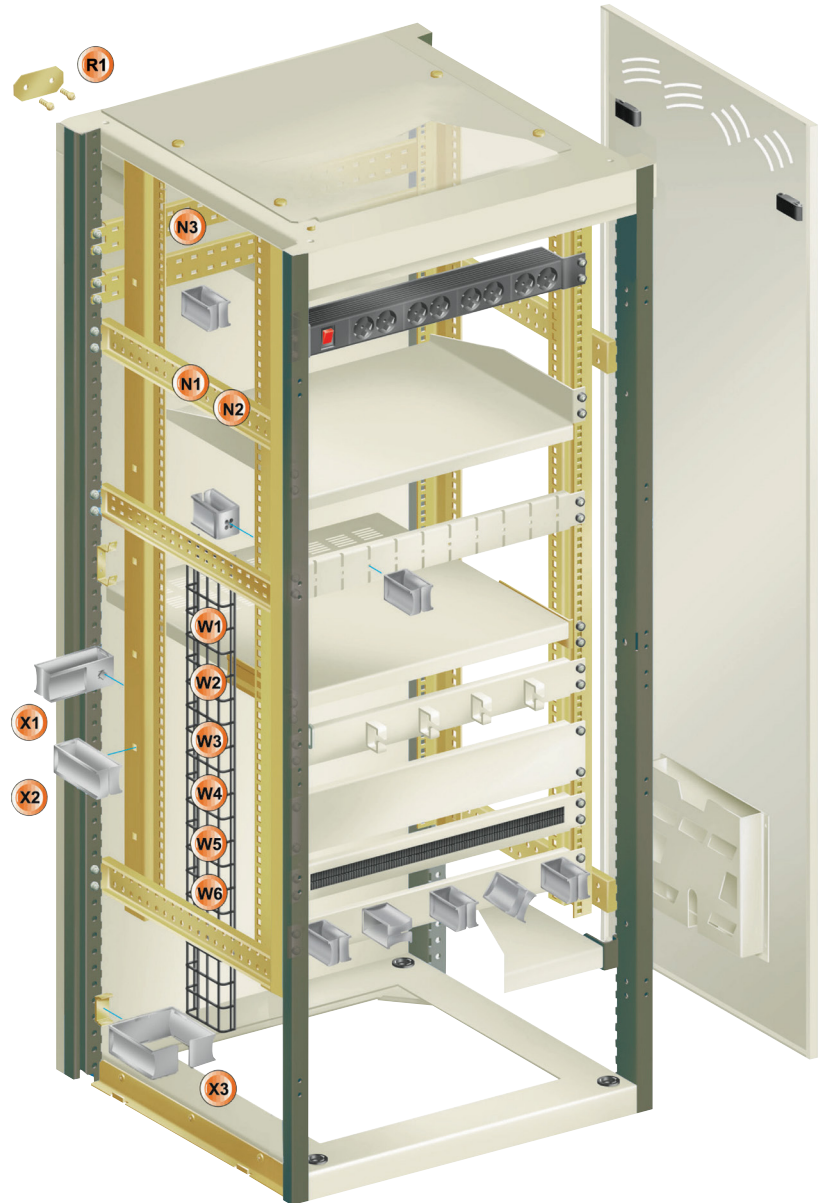


Elements of a rack

- A** Framework
- B** Side panels
- C** Front doors
- D** Rear doors or panels
- E** Plain roof plate
- F** Plinths
- G** 19" uprights
- H** Trim strips
- J** Blanking plates for the top of the rack
- K** Blanking plates for the bottom of the rack (1)
- W** Blanking plates for the rear of the rack (1 plate)
- M** Standard levelling feet
- N** Cable-support cross-rails
- D** Lock kit for rear and side panels
- Q** Roof stand-offs
- R** Coupling kit
- S** Colour of the paint on the structure uprights
- T** Colour of the paint on the cladding elements
- W** Steel wired cable trays
- X** Cable-gland guides
- Y** Earthing strips
- Z** Door switch, fixings, earthing kit

<sup>(1)</sup> Number of plates

Rack depth (mm)	Number of plates at the top	Number of plates at the bottom
600	3	2
800	3	3
1000	3	3





## Definition example

### Rack elements

- A1** Framework with knock-out entries (top frame)
- A4** Framework without knock-out entries (top frame)
- A5** Framework with knock-out entries (top frame) rigidity 500 kg
- A6** Framework without knock-out entries (top frame) rigidity 500 kg

### Cladding accessories

- B1** Side panels with airing louvres
- B2** Side panels without airing louvres
- B3** Side panels, with 50 mm airing louvres
- B4** Side panels, with airing louvres and brush gasket
- B5** Side panels, without airing louvres and brush gasket
- B6** Side panels with 50 mm airing louvres and brush gasket
- R1** Coupling kit
- P1** Lock kit for rear and side panels
- C5 C1** Plain front door (1)
- C6 C2** Glazed front door (1)
- C7** Front door with double leaf, glazed (2)
- C8** Front door with double leaf, plain (2)
- C10 C9** Microperforated front door (1)
- C11** Front door with double leaf, microperforated (2)
  - H3** Structure trim strips (rack without door)
- D11 D1** Plain rear door (1)
  - D2** Partial rear door with plain 6U panel
  - D3** Partial rear door with cut-out 6U panel
  - D4** Rear panel
- D12 D5** Glazed rear door (1)
- D6** Rear door with double leaf, plain (2)
- D7** Rear door with double leaf, glazed (2)
- D9 D8** Microperforated rear door (1)
- D10** Rear door with double leaf, microperforated (2)
- D20** Rear extension kit
  - E1** Plain roof plate
  - E2** Roof plate with brush gasket
  - E3** Perforated roof plate
  - Q1** Roof stand-offs
  - Z3** Panel earthing kit
- S** Color of the structure upright paint
- T** Color of the paint of the cladding elements

### Base accessories

- F1** Plinth
- F2** Anti-tilt plinth
- M1** Standard levelling feet
- M2** Anti-vibration levelling feet
- M3** Handling castors
- M4** Castor adaptation kit

### Blanking plates for the top of the rack (2)

- J1** Plain blanking plate
- J2** Blanking plate with brush gasket
- J3** Blanking plate with 3 fans
- J4** Blanking plate with 2 fans
- J5** Blanking plate with airing louvres

### Blanking plates for the bottom of the rack (2)

- K1** Plain blanking plate
- K2** Blanking plate with brush gasket
- K3** Blanking plate with airing louvres

### Blanking plates for the rear of the rack (1 plate)

- L1** Blanking plate with brush gasket
- L2** Blanking plate with 3 fans
- L3** Blanking plate with 2 fans
- L4** Blanking plate with ventilation louvres

### Installation accessories

- G1** Front 19" uprights and depth supports
- G2** Front/rear 19" uprights and depth supports
- G3** 12U partial 19" uprights
- G4** Front/rear 12U partial 19" uprights installed at the top
- Z2** Bag of 19" fixings (30 pieces)

### Cable-management accessories

- H2** Trim strips with cable glands (rack width 800 mm)
  - N1** Cable-support cross-rails on framework, on the left
  - N2** Cable-support cross-rails on framework, on the right
  - N3** Cable-support cross-rails on framework, on the rear
- W1** Wired cable tray, 35 mm deep, on the left
- W2** Wired cable tray, 35 mm deep, on the right
- W3** Wired cable tray, 35 mm deep, on the rear
- W4** Wired cable tray, 70 mm deep, on the left
- W5** Wired cable tray, 70 mm deep, on the right
- W6** Wired cable tray, 70 mm deep, on the rear
- X1** 40 x 60 mm guides mounted on the 19" uprights
- X2** 40 x 100 mm guides mounted on the 19" uprights
- X3** 100x 100 mm guides mounted on the 19" uprights

### Complementary accessories

- Y1** Insulated earthing strip
- Y2** Non-insulated earthing strip
- Z1** Door switch (corresponding to **NSYAEDWVD**)
- Z2** Bag of fixings (50 screws + nuts)
- Z3** Panel earthing kit

(1) Code in red: doors with 2-point locking system.

(2) Code in blue: double-door with 3-point locking system.

(3) Top frame: always 3 plates; bottom frame depth 600 mm: 2 plates; depth 800 and 1000 mm: 3 plates.



**Example of realisations**



**Colocation 19" enclosure**  
 Enclosure separated in 4 parts to give different access to each customer. Each hosted customer has his own secured access and cannot make some operation to the other part of the enclosure space.




**Branded 19" enclosure equipped with saloon glazed doors**  
 Enclosure totally customized with the customer requirements. 42U enclosure equipped with double glazed doors permits to open the doors when you don't have space.



**Ventilated 19" enclosure with fans mounted on the doors**  
 Enclosure dedicated to extract a lot of heat. Mainly dedicated to server application. This configuration permits to help ensuring the stability of the installation.



**19" enclosure – Depth 400 mm**  
 19" enclosure with a very limited depth (Depth 400 mm) for cabling application. Required by the customer to reduce the size of the installation.



**Wall-mounting enclosure – Depth 1000 mm**  
 Enclosure totally customized with the customer requirements. 12U – Width 600 mm and Depth 1000 mm.



**Racks structure merged with a center zone cabling**  
 Totally dedicated for cabling, this structure permits to easily manage the cables and to give the best access to install the components.

4

## Degree of protection

Standard IEC 60364-5-51 lists and codifies a large number of external influences to which electrical installations can be subjected, including the presence of water, solid objects, shocks, vibrations, corrosive substances, etc.

## IP code

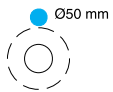
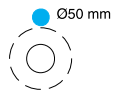

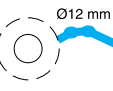


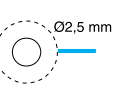
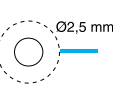

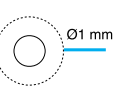
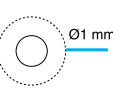


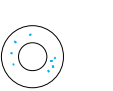

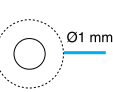
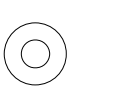



Standard IEC 60529 (IP code, February 2001) indicates the degrees of protection provided by an enclosure for electrical devices against access to hazardous parts, against penetration of solid foreign objects and against penetration of water.

These standards do not apply for the protection against the risks of explosion or conditions such a humidity, corrosive vapor, fungus or vermin.

The IP code is made up of two characteristic numerals and can include an additional letter when the actual protection for persons against access to the hazardous parts is better than that indicated by the first numeral.

The first numeral characterises the protection provided against the ingress of solid foreign objects and the protection of persons.

The second numeral characterises the protection provided against the ingress of water with harmful effects.

1 <sup>st</sup> numeral Protection of persons	Protection against ingress of solid objects	2 <sup>nd</sup> numeral Protection against ingress of water
<b>1</b> Helps protecting against access with back of hand 	Protection against solid foreign objects larger than 50 mm 	<b>1</b> Helps protecting against vertically dripping water (condensation) 
<b>2</b> Helps protecting against access with a finger 	Protection against solid foreign objects larger than 12.5 mm 	<b>2</b> Helps protecting against dripping water up to 15° from vertical 
<b>3</b> Helps protecting against access with a tool 	Protection against solid foreign objects larger than 2.5 mm 	<b>3</b> Helps protecting against spraying water up to 60° from vertical 
<b>4</b> Helps protecting against access with a wire 	Protection against solid foreign objects larger than 1 mm 	<b>4</b> Helps protecting against splashing water from all directions 
<b>5</b> Helps protecting against access with a wire 	Helps protecting against dust (dust protected) 	<b>5</b> Helps protecting against water jets from all directions 
<b>6</b> Helps protecting against access with a wire 	Dust tight 	<b>6</b> Helps protecting against the effects of temporary immersion in water 
		<b>7</b> Helps protecting against the effects of continuous immersion in water 
		<b>8</b> Protected against the effects of continuous immersion in water 

### IK code

Standard IEC 62262 defines an IK code characterising the capacity of products to resist mechanical impacts from all sides.

IK code	Impact energy (joules)
01	0.14
02	0.2
03	0.35
04	0.5
05	0.7
06	1
07	2
08	5
09	10
10	20

IK codes can be selected according to the risks of impacts on a given site.

Risk	Site	Recommended IK
No risk of major impact	Technical premises	07
Significant risk of impact that can damage devices	Hallways	08 (switchboard with door)
Maximum risk of impact that can damage the switchboard	Workshops	10





# Spare parts -For Actassi Enclosures

Spare parts .....	254
VDA-VDS Floor standing Enclosures.....	248

# Spare Parts and How To Get Them

## VDA-VDS Floor standing Enclosures

## OPB Wall-mounting Enclosures

## Commercialized CR

Description	References	Complement
2 points locking system VDA 42U	<b>NSYVDA42ULS2P</b>	
Kit SAV VDA	<b>NSYVDASAVKIT</b>	
Glazed door VDA R7035 42U W600	<b>NSYVDA42U6GGD</b>	
Glazed door VDA R7035 42U W800	<b>NSYVDA42U8GGD</b>	
Ventillated door VDA/VDS R9011 42U W800	<b>NSYVDA42U8BVD</b>	
Doble ventillated door VDA/VDS R9011 42U W800	<b>NSYVDA42U8DBVD</b>	
Actassi - key - set of 2 - n° 333	<b>NSYLL333</b>	

**Some spare-parts are part of customized offer : P&S services can answer your needs**

Description	References	Customised offer
Rear panel VDA R7035 24U W600	VDA24U	Be ordered by Configured offer (CTO) or Specific offer (ETO)
Rear panel VDA R7035 24U W800	VDA24U	Be ordered by Configured offer (CTO) or Specific offer (ETO)
Rear panel VDA R7035 29U W600	VDA29U	Be ordered by Configured offer (CTO) or Specific offer (ETO)
Rear panel VDA R7035 29U W800	VDA29U	Be ordered by Configured offer (CTO) or Specific offer (ETO)
Rear panel VDA R7035 33U W600	VDA33U	Be ordered by Configured offer (CTO) or Specific offer (ETO)
Rear panel VDA R7035 33U W800	VDA33U	Be ordered by Configured offer (CTO) or Specific offer (ETO)

# Spare Parts and How To Get Them

Description	References	Customised offer
Rear panel VDA R7035 38U W600	VDA38U	Be ordered by Configured offer (CTO) or Specific offer (ETO)
Rear panel VDA R7035 38U W800	VDA38U	Be ordered by Configured offer (CTO) or Specific offer (ETO)
Rear panel VDA R7035 42U W600	VDA42U	Be ordered by Configured offer (CTO) or Specific offer (ETO)
Rear panel VDA R7035 42U W800	VDA42U	Be ordered by Configured offer (CTO) or Specific offer (ETO)
Rear panel VDA R7035 47U W600	VDA47U	Be ordered by Configured offer (CTO) or Specific offer (ETO)
Rear panel VDA R7035 47U W800	VDA47U	Be ordered by Configured offer (CTO) or Specific offer (ETO)
Glazed door VDA R7035 24U W600	VDA24U	Be ordered by Configured offer (CTO) or Specific offer (ETO)
Glazed door VDA R7035 24U W800	VDA24U	Be ordered by Configured offer (CTO) or Specific offer (ETO)
Glazed door VDA R7035 47U W600	VDA47U	Be ordered by Configured offer (CTO) or Specific offer (ETO)
Glazed door VDA R7035 47U W800	VDA47U	Be ordered by Configured offer (CTO) or Specific offer (ETO)

Description	References	Commercial solution
2 points locking system VDA 24U	VDA24UP	Be ordered by Specific offer (ETO)
2 points locking system VDA 38U	VDA38U	Be ordered by Specific offer (ETO)
2 points locking system VDA 47U	VDA47U	Be ordered by Specific offer (ETO)







NSYCRTM1UA2	235	NSYLAM3MDC	238
NSYCRTM1UG	237	NSYLAM3MDCUL	238
NSYCRTM1UVT	237	NSYLAM3MN	238
NSYCRTM1UVTD	237	NSYLAM3MUL	238
NSYCRTM1UVTG	237	NSYLAM3MULN	238
NSYCRTM2U	237	NSYLAML	238
NSYCRTM2U3	236	NSYLAMLDB	238
NSYCRTM2UG	237	NSYLAMLDD	238
NSYCRTM2US	236	NSYLAMLDF	238
NSYCRTM3U	237	NSYLAMLDS	238
NSYCRTM3UD	231	NSYLAMLDU	238
NSYCRTM3UDG	231	NSYLAMLVD	238
NSYCRTM3UG	237	NSYLL333	252
NSYCRTM4U	237	NSYOPB6U4F	175, 177
NSYCRTM5U	237	NSYOPB6U4P	174, 176
NSYCRTM6U	237	NSYOPB6U5F	175, 177
NSYCRTM9U	237	NSYOPB6U5P	174, 176
NSYCRTM10U	237	NSYOPB6UF	179
NSYCRTM12U	237	NSYOPB6UTPN	174, 175, 179
NSYCRTMR1U	237	NSYOPB9U4F	175, 177
NSYCRTMR3U	237	NSYOPB9U4FR	175, 177
NSYCTOPB	182	NSYOPB9U4P	174, 176
NSYCTVDA	222	NSYOPB9U5F	175, 177
NSYCUNPL800	210	NSYOPB9U5P	174, 176
NSYCUNPL1000	210	NSYOPB9U6F	175, 177
NSYCUNVDA	210	NSYOPB9UF	179
NSYEC300	180	NSYOPB9UTPN	174, 175, 179
NSYEC440	213	NSYOPB12U4F	175, 177
NSYECAV300	180	NSYOPB12U4FR	175, 177
NSYECAV440	213	NSYOPB12U5F	175, 177
NSYIECP300	174, 175, 180	NSYOPB12U5P	174, 176
NSYIECP440	213	NSYOPB12U6F	175, 177
NSYIECPL600	214	NSYOPB12U6P	174, 176
NSYIECPL800	214	NSYOPB12UF	179
NSYIECPL1000	214	NSYOPB12UTPN	174, 175, 179
NSYIECPT300	180	NSYOPB15U4F	175, 177
NSYIECS400	214	NSYOPB15U5F	175, 177
NSYIECVT2V440	215	NSYOPB15U5FR	175, 177
NSYIECVT3V440	215	NSYOPB15U5P	174, 176
NSYIECVT300	175, 180	NSYOPB15U6F	175, 177
NSYIECVT2440	215	NSYOPB15U6P	174, 176
NSYIECVT3440	215	NSYOPB15UF	179
NSYENU	216	NSYOPB15UTPN	174, 175, 179
NSYEUVD	227	NSYOPB18U4F	175, 177
NSYEX206	213	NSYOPB18U5F	175, 177
NSYIEFECVT440	215	NSYOPB18U5FR	175, 177
NSYGB140	226	NSYOPB18U5P	174, 176
NSYGB140H5	226	NSYOPB18UF	179
NSYGC1US19	234	NSYOPB18UTPN	174, 175, 179
NSYGC410	233	NSYOPB21U5F	175, 177
NSYGC1010	233	NSYOPB21U6F	175, 177
NSYGCA46	232	NSYOPB21UF	179
NSYGCA410	232	NSYOPB21UTPN	175, 179
NSYGCA1010	232	NSYPNOPB	181
NSYGCH213	234	NSYPNVDA	218
NSYGCP	234	NSYPRVDA	218
NSYGF140OPB	182	NSYPV24	192, 194, 196, 198, 211
NSYGF200OPB	182	NSYPV33	192, 194, 198, 211
NSYGF356	226	NSYPV38	192
NSYGF356H5	226	NSYPV42	192, 194, 196, 198, 211
NSYGF456	226	NSYPV47	192
NSYGF556	226	NSYR19DN	231
NSYGF556H5	226	NSYRUFOPB	181
NSYGF656	226	NSYRUFNPVDA	218
NSYGF756	226	NSYRUFNPVDA	218
NSYGF756H5	226	NSYRUFVDA	192, 194, 196, 198, 200, 201, 218
NSYGFR12M65	223	NSYSBRF66	216
NSYGFR95M55	223	NSYSBRF68	216
NSYGFR95M63	223	NSYSBRF86	216
NSYGFR95M65	223	NSYSBRF88	216
NSYGT40	226	NSYSBRF610	216
NSYGT60	226	NSYSBRF810	216
NSYGT80	226	NSYSPBOPB	179
NSYIEC13IEC14	186	NSYSRCOPB	182
NSYIEC13SCH	186	NSYSSOPB	179
NSYJPSVD	181, 214, 219	NSYSTVDA	208
NSYKDB6U4F	185	NSYTPV	214
NSYKDB9U4F	185	NSYTSP450	213
NSYKDB12U6F	185	NSYTSPC450	213
NSYKDB15U6F	185	NSYTV	236
NSYLAM1M	238	NSYTVAR	232
NSYLAM1MN	238	NSYTVP356	232
NSYLAM1MULN	238	NSYTVP556	232
NSYLAM1U	238	NSYTVP756	232
NSYLAM3M	238	NSYTVPSL6	217



VDIB17725B12.....	36	VDICD52324L.....	128
VDIB17725B96.....	36	VDICD52324LM.....	128
VDIB17725U01.....	36	VDICD52324T.....	130
VDIB17725U12.....	36	VDICD52324TM.....	130
VDIB17725U96.....	36	VDICD52406L.....	128
VDIB17726B01.....	36	VDICD52406LM.....	128
VDIB17726B12.....	36	VDICD52406T.....	130
VDIB17726B96.....	36	VDICD52406TM.....	130
VDIB17726U01.....	36	VDICD52412L.....	128
VDIB17726U12.....	36	VDICD52412LM.....	128
VDIB17726U96.....	36	VDICD52412T.....	130
VDIB299001.....	103	VDICD52412TM.....	130
VDIB501101U.....	120	VDICD52424L.....	128
VDIB501201C.....	123	VDICD52424LM.....	128
VDIB501201U.....	120	VDICD52424T.....	130
VDIB502101U.....	120	VDICD52424TM.....	130
VDIB502201C.....	123	VDICD52504L.....	128
VDIB502201H.....	123	VDICD52504LM.....	128
VDIB502201U.....	120	VDICD52506L.....	128
VDIB502301U.....	120	VDICD52506LM.....	128
VDIB502501C.....	123	VDICD52506T.....	130
VDIB502501H.....	123	VDICD52506TM.....	130
VDIB502501U.....	121	VDICD52508L.....	128
VDIB504101U.....	120	VDICD52508LM.....	128
VDIB504201C.....	123	VDICD52512L.....	128
VDIB504201H.....	123	VDICD52512LM.....	128
VDIB504201U.....	120	VDICD52512T.....	130
VDIB504301U.....	120	VDICD52512TM.....	130
VDIB504501C.....	123	VDICD52524L.....	128
VDIB504501U.....	121	VDICD52524LM.....	128
VDIB699005U.....	121	VDICD52524T.....	130
VDIB699006U.....	121	VDICD52524TM.....	130
VDIB699021M.....	122	VDICD115118.....	62
VDIB699022M.....	122	VDICD115218.....	62
VDIB699023M.....	122	VDICD115228.....	62
VDIB699100.....	121, 123	VDICD135118.....	62
VDIB6011001.....	166	VDICD135218.....	62
VDIB6011002.....	166	VDICD135228.....	62
VDIB6021001.....	166	VDICD136218.....	63
VDIB6031001.....	166	VDICD136228.....	63
VDIB6031002.....	166	VDICD176218.....	63
VDIB6032001.....	166	VDICD626218.....	65
VDIB6032002.....	166	VDICD626228.....	65
VDIB6051001.....	166	VDICD648218.....	68
VDIB6051002.....	166	VDICD658218.....	68
VDIB6051003.....	166	VDICP4X00501.....	85
VDIB6051004.....	166	VDICP4X01001.....	85
VDIB6052001.....	166	VDICP4X01501.....	85
VDIB6052002.....	166	VDICP1500501.....	85
VDIB6052003.....	166	VDICP1501001.....	85
VDIB6052004.....	166	VDICP1501501.....	85
VDIB6072001.....	166	VDICP1600501.....	85
VDIB6082001.....	166	VDICP1601001.....	85
VDICC62X228.....	66	VDICP1601501.....	85
VDICC62X318.....	66	VDICP3500501.....	85
VDICC63X218.....	66	VDICP3501001.....	85
VDICC63X228.....	66	VDICP3501501.....	85
VDICC64X228.....	67	VDICP4600502.....	85
VDICC68X218.....	69	VDICP4601002.....	85
VDICC68X228.....	69	VDICP4601502.....	85
VDICD13X218.....	64	VDIEB17265UBK.....	51
VDICD13X228.....	64	VDIEB17265UWE.....	51
VDICD60X218.....	66	VDIEB17266UBK.....	51
VDICD62X218.....	66	VDIEB17266UWE.....	51
VDICD62X228.....	66	VDIEG113241U.....	97
VDICD62X318.....	66	VDIEG113241U50.....	97
VDICD63X218.....	66	VDIEG113241U60.....	97
VDICD63X228.....	66	VDIF090301.....	122
VDICD63X318.....	66	VDIF090401.....	122
VDICD64X218.....	67	VDIF090501.....	122
VDICD64X228.....	67	VDIF090502.....	122
VDICD64X318.....	67	VDIG011241F.....	94
VDICD68X218.....	69	VDIG012241F.....	92
VDICD68X228.....	69	VDIG012241U.....	92
VDICD68X318.....	69	VDIG018241B60.....	93
VDICD52302T.....	130	VDIG018241BX0.....	93
VDICD52302TM.....	130	VDIG018241U50.....	93
VDICD52306L.....	128	VDIG018241U60.....	93
VDICD52306LM.....	128	VDIG050991V2.....	159
VDICD52306T.....	130	VDIG111241F.....	94
VDICD52306TM.....	130	VDIG112241F.....	92
VDICD52312L.....	128	VDIG112241U.....	92
VDICD52312LM.....	128	VDIG113241U.....	95
VDICD52312T.....	130	VDIG113241U50.....	96
VDICD52312TM.....	130	VDIG113241U60.....	96

VDIG118241B60.....	93	VDIM150061.....	162
VDIG118241BX0.....	93	VDIM151061.....	162
VDIG118241F50.....	93	VDIM153031.....	162
VDIG118241U50.....	93	VDIM155031.....	162
VDIG118241U60.....	93	VDIM155061.....	162
VDIG141501.....	98	VDIM157021.....	162
VDIG150991V2.....	159	VDIM189111.....	102
VDIG161911.....	104	VDIM189112.....	102
VDIG161931.....	104	VDIM189412.....	102
VDIG161941.....	104	VDIM650240.....	106
VDIG161951.....	104	VDIM1510611.....	162
VDIG162711.....	104	VDIM1530311.....	162
VDIG162731.....	104	VDIM1550311.....	162
VDIG162841.....	104	VDIR580020.....	37
VDIG163611.....	105	VDIR580021.....	75
VDIG163631.....	105	VDITAA02A.....	80
VDIG164711.....	104	VDITAA03A.....	80
VDIG164731.....	104	VDITAA03D.....	80
VDIG188011.....	103	VDITAB02B.....	80
VDIG188021.....	103	VDITAB03B.....	80
VDIG188141.....	102	VDITAB03D.....	80
VDIG188142.....	102	VDITAD03D.....	80
VDIG188201.....	102	VDITBA01A.....	80
VDIG321241B.....	100	VDITBA01D.....	80
VDIG328241B.....	99	VDITBB01B.....	80
VDIG328241BX0.....	99	VDITBB01D.....	80
VDIG1647411.....	104	VDITBD01D.....	80
VDILA1.....	138	VDITCA03A.....	80
VDILA2.....	138	VDITCA03D.....	80
VDILA4.....	138	VDITCA04A.....	80
VDILA6.....	138	VDITCA07A.....	80
VDILA33.....	138	VDITCB03B.....	80
VDILA34.....	138	VDITCB03D.....	80
VDILA36.....	138	VDITCB04B.....	80
VDILA501.....	138	VDITCB07B.....	80
VDILA503.....	138	VDITCD03D.....	80
VDILA504.....	138	VDITDA05A.....	80
VDILC135C1C*.....	140	VDITDB05B.....	80
VDILC145C1C*.....	140		
VDILC165C1C*.....	140		
VDILC235C1C.....	140		
VDILC235C3C.....	140		
VDILC235D1D.....	140		
VDILC235K1K.....	140		
VDILC245C1C.....	140		
VDILC245C3C.....	140		
VDILC245D1D.....	140		
VDILC245K1K.....	140		
VDILC265C1C.....	140		
VDILC265C3C.....	140		
VDILC265D1D.....	140		
VDILC265K1K.....	140		
VDILP3.....	138		
VDILP5.....	138		
VDILP131S5F.....	139		
VDILP131S5L.....	139		
VDILP132U5H.....	139		
VDILP132U5N.....	139		
VDILP133S5F.....	139		
VDILP133S5L.....	139		
VDILP141S5F.....	139		
VDILP141S5L.....	139		
VDILP142U5H.....	139		
VDILP142U5N.....	139		
VDILP143S5F.....	139		
VDILP143S5L.....	139		
VDILP161S5F.....	139		
VDILP161S5L.....	139		
VDILP162U5H.....	139		
VDILP162U5N.....	139		
VDILP163S5F.....	139		
VDILP163S5L.....	139		
VDIM11U001.....	102		
VDIM11U002.....	102		
VDIM11U241.....	102		
VDIM11U242.....	102		
VDIM11U243.....	102		
VDIM11U244.....	102		
VDIM11U246.....	102		
VDIM15C201.....	122		
VDIM18W001.....	103		
VDIM48E011.....	102		
VDIM61112B.....	106		
VDIM61212B.....	106		
VDIM61712B.....	106		











# Green Premium™

An industry leading portfolio of offers delivering sustainable value



More than 75% of our product sales offer superior transparency on the material content, regulatory information and environmental impact of our products:

- RoHS compliance
- REACH substance information
- Industry leading # of PEP's\*
- Circularity instructions



Discover what we mean by green

[Check your products!](#)

The Green Premium program stands for our commitment to deliver customer valued sustainable performance. It has been upgraded with recognized environmental claims and extended to cover all offers including Products, Services and Solutions.

#### CO<sub>2</sub> and P&L impact through... Resource Performance

Green Premium brings improved resource efficiency throughout an asset's lifecycle. This includes efficient use of energy and natural resources, along with the minimization of CO<sub>2</sub> emissions.

#### Cost of ownership optimization through... Circular Performance

We're helping our customers optimize the total cost of ownership of their assets. To do this, we provide IoT-enabled solutions, as well as upgrade, repair, retrofit, and remanufacture services.

#### Peace of mind through... Well-being Performance

Green Premium products are RoHS and REACH compliant. We're going beyond regulatory compliance with step-by-step substitution of certain materials and substances from our products.

#### Improved sales through... Differentiation

Green Premium delivers strong value propositions through third-party labels and services. By collaborating with third-party organizations we can support our customers in meeting their sustainability goals such as green building certifications.

\*PEP: Product Environmental Profile (i.e. Environmental Product Declaration)



**Schneider Electric Industries SAS**

35, rue Joseph Monier  
CS 30323  
92506 Rueil Malmaison Cedex  
France

RCS Nanterre 954 503 439  
Capital social 896 313 776 €  
[www.se.com](http://www.se.com)

01-2023  
LSB02659EN

© 2023 - Schneider Electric. All Rights Reserved.  
All trademarks are owned by Schneider Electric Industries SAS or its affiliated companies.

This document has been  
printed on recycled paper

