



The information provided in this documentation contains general descriptions and/or technical characteristics of the performance of the products contained herein. This documentation is not intended as a substitute for and is not to be used for determining suitability or reliability of these products for specific user applications. It is the duty of any such user or integrator to perform the appropriate and complete risk analysis, evaluation and testing of the products with respect to the relevant specific application or use thereof. Neither Schneider Electric Industries SAS nor any of its affiliates or subsidiaries shall be responsible or liable for misuse of the information contained herein.



Main

Product or Component Type	Servo motor
Device short name	B5H
Maximum mechanical speed	6000 rpm
Continuous stall torque	<p>70.81 Lbf.In (8 N.m) LXM32.D30N4 10 A, 400 V, three phase</p> <p>70.81 Lbf.In (8 N.m) LXM32.D30N4 10 A, 480 V, three phase</p> <p>82.40 Lbf.In (9.31 N.m) LXM15MD40N4, 400 V, three phase</p> <p>82.40 Lbf.In (9.31 N.m) LXM15MD40N4, 480 V, three phase</p> <p>82.40 Lbf.In (9.31 N.m) LXM15MD28M3, 230 V, three phase</p> <p>82.40 Lbf.In (9.31 N.m) LXM15MD28N4, 230 V, three phase</p> <p>82.40 Lbf.In (9.31 N.m) LXM15MD28N4, 400 V, three phase</p> <p>82.40 Lbf.In (9.31 N.m) LXM15MD28N4, 480 V, three phase</p> <p>82.40 Lbf.In (9.31 N.m) LXM15MD40N4, 230 V, three phase</p> <p>82.40 Lbf.In (9.31 N.m) LXM05AD34N4, 380...480 V, three phase</p> <p>82.40 Lbf.In (9.31 N.m) LXM05AD42M3X, 200...240 V, three phase</p> <p>82.40 Lbf.In (9.31 N.m) LXM05AD57N4, 380...480 V, three phase</p> <p>82.40 Lbf.In (9.31 N.m) LXM05BD34N4, 380...480 V, three phase</p> <p>82.40 Lbf.In (9.31 N.m) LXM05BD42M3X, 200...240 V, three phase</p> <p>82.40 Lbf.In (9.31 N.m) LXM05BD57N4, 380...480 V, three phase</p> <p>82.40 Lbf.In (9.31 N.m) LXM05CD34N4, 380...480 V, three phase</p> <p>82.40 Lbf.In (9.31 N.m) LXM05CD42M3X, 200...240 V, three phase</p> <p>82.40 lbf.in (9.31 N.m) LXM05CD57N4, 380...480 V, three phase</p>

Peak stall torque	<p>335.44 Lbf.In (37.9 N.m) LXM32.D30N4 10 A, 400 V, three phase</p> <p>335.44 Lbf.In (37.9 N.m) LXM32.D30N4 10 A, 480 V, three phase</p> <p>227.46 Lbf.In (25.7 N.m) LXM15MD28M3, 230 V, three phase</p> <p>227.46 Lbf.In (25.7 N.m) LXM15MD28N4, 230 V, three phase</p> <p>227.46 Lbf.In (25.7 N.m) LXM15MD28N4, 400 V, three phase</p> <p>227.46 Lbf.In (25.7 N.m) LXM15MD28N4, 480 V, three phase</p> <p>299.42 Lbf.In (33.83 N.m) LXM15MD40N4, 230 V, three phase</p> <p>299.42 Lbf.In (33.83 N.m) LXM15MD40N4, 400 V, three phase</p> <p>299.42 Lbf.In (33.83 N.m) LXM15MD40N4, 480 V, three phase</p> <p>207.73 Lbf.In (23.47 N.m) LXM05AD34N4, 380...480 V, three phase</p> <p>315.97 Lbf.In (35.7 N.m) LXM05AD42M3X, 200...240 V, three phase</p> <p>315.97 Lbf.In (35.7 N.m) LXM05AD57N4, 380...480 V, three phase</p> <p>207.73 Lbf.In (23.47 N.m) LXM05BD34N4, 380...480 V, three phase</p> <p>315.97 Lbf.In (35.7 N.m) LXM05BD42M3X, 200...240 V, three phase</p> <p>315.97 Lbf.In (35.7 N.m) LXM05BD57N4, 380...480 V, three phase</p> <p>207.73 Lbf.In (23.47 N.m) LXM05CD34N4, 380...480 V, three phase</p> <p>315.97 Lbf.In (35.7 N.m) LXM05CD42M3X, 200...240 V, three phase</p> <p>315.97 lbf.in (35.7 N.m) LXM05CD57N4, 380...480 V, three phase</p>
Nominal output power	<p>2600 W LXM32.D30N4 10 A, 480 V, three phase</p> <p>2100 W LXM32.D30N4 10 A, 400 V, three phase</p> <p>1300 W LXM05AD42M3X, 200...240 V, three phase</p> <p>1300 W LXM05BD42M3X, 200...240 V, three phase</p> <p>1300 W LXM05CD42M3X, 200...240 V, three phase</p> <p>1300 W LXM15MD28M3, 230 V, three phase</p> <p>1300 W LXM15MD28N4, 230 V, three phase</p> <p>1300 W LXM15MD40N4, 230 V, three phase</p> <p>2200 W LXM05AD34N4, 380...480 V, three phase</p> <p>2200 W LXM05AD57N4, 380...480 V, three phase</p> <p>2200 W LXM05BD34N4, 380...480 V, three phase</p> <p>2200 W LXM05BD57N4, 380...480 V, three phase</p> <p>2200 W LXM05CD34N4, 380...480 V, three phase</p> <p>2200 W LXM05CD57N4, 380...480 V, three phase</p> <p>2200 W LXM15MD28N4, 400 V, three phase</p> <p>2300 W LXM15MD40N4, 400 V, three phase</p> <p>2400 W LXM15MD40N4, 480 V, three phase</p> <p>2700 W LXM15MD28N4, 480 V, three phase</p>

Nominal torque	<p>73.46 Lbf.In (8.3 N.m) LXM32.D30N4 10 A, 400 V, three phase</p> <p>73.46 Lbf.In (8.3 N.m) LXM32.D30N4 10 A, 480 V, three phase</p> <p>57.53 Lbf.In (6.5 N.m) LXM15MD28N4, 480 V, three phase</p> <p>59.21 Lbf.In (6.69 N.m) LXM15MD40N4, 480 V, three phase</p> <p>61.96 Lbf.In (7 N.m) LXM15MD28N4, 400 V, three phase</p> <p>62.84 Lbf.In (7.1 N.m) LXM05AD34N4, 380...480 V, three phase</p> <p>62.84 Lbf.In (7.1 N.m) LXM05AD57N4, 380...480 V, three phase</p> <p>62.84 Lbf.In (7.1 N.m) LXM05BD34N4, 380...480 V, three phase</p> <p>62.84 Lbf.In (7.1 N.m) LXM05BD57N4, 380...480 V, three phase</p> <p>62.84 Lbf.In (7.1 N.m) LXM05CD34N4, 380...480 V, three phase</p> <p>62.84 Lbf.In (7.1 N.m) LXM05CD57N4, 380...480 V, three phase</p> <p>63.46 Lbf.In (7.17 N.m) LXM15MD40N4, 400 V, three phase</p> <p>72.40 Lbf.In (8.18 N.m) LXM15MD40N4, 230 V, three phase</p> <p>72.75 Lbf.In (8.22 N.m) LXM05AD42M3X, 200...240 V, three phase</p> <p>72.75 Lbf.In (8.22 N.m) LXM05BD42M3X, 200...240 V, three phase</p> <p>72.75 Lbf.In (8.22 N.m) LXM05CD42M3X, 200...240 V, three phase</p> <p>72.75 Lbf.In (8.22 N.m) LXM15LD28M3, 230 V, three phase</p> <p>72.75 lbf.in (8.22 N.m) LXM15MD28N4, 230 V, three phase</p>
Nominal speed	<p>2500 rpm LXM32.D30N4 10 A, 400 V, three phase</p> <p>3000 rpm LXM32.D30N4 10 A, 480 V, three phase</p> <p>1500 rpm LXM05AD42M3X, 200...240 V, three phase</p> <p>1500 rpm LXM05BD42M3X, 200...240 V, three phase</p> <p>1500 rpm LXM05CD42M3X, 200...240 V, three phase</p> <p>3000 rpm LXM05AD34N4, 380...480 V, three phase</p> <p>3000 rpm LXM05BD34N4, 380...480 V, three phase</p> <p>3000 rpm LXM05CD34N4, 380...480 V, three phase</p> <p>1500 rpm LXM15MD28M3, 230 V, three phase</p> <p>1500 rpm LXM15MD28N4, 230 V, three phase</p> <p>1500 rpm LXM15MD40N4, 230 V, three phase</p> <p>3000 rpm LXM05AD57N4, 380...480 V, three phase</p> <p>3000 rpm LXM05BD57N4, 380...480 V, three phase</p> <p>3000 rpm LXM05CD57N4, 380...480 V, three phase</p> <p>3000 rpm LXM15MD28N4, 400 V, three phase</p> <p>3000 rpm LXM15MD40N4, 400 V, three phase</p> <p>3500 rpm LXM15MD40N4, 480 V, three phase</p> <p>4000 rpm LXM15MD28N4, 480 V, three phase</p>
Product compatibility	<p>LXM05AD42M3X 200...240 V three phase</p> <p>LXM05BD42M3X 200...240 V three phase</p> <p>LXM05CD42M3X 200...240 V three phase</p> <p>LXM05AD34N4 380...480 V three phase</p> <p>LXM05BD34N4 380...480 V three phase</p> <p>LXM05CD34N4 380...480 V three phase</p> <p>LXM15MD28N4 400 V three phase</p> <p>LXM15MD28N4 480 V three phase</p> <p>LXM15MD40N4 400 V three phase</p> <p>LXM15MD40N4 480 V three phase</p> <p>LXM32.D30N4 400 V three phase</p> <p>LXM32.D30N4 480 V three phase</p> <p>LXM05AD57N4 380...480 V three phase</p> <p>LXM05BD57N4 380...480 V three phase</p> <p>LXM05CD57N4 380...480 V three phase</p> <p>LXM15MD28M3 230 V three phase</p> <p>LXM15MD28N4 230 V three phase</p> <p>LXM15MD40N4 230 V three phase</p>
Shaft end	Keyed
IP Degree of Protection	<p>IP65 standard</p> <p>IP67 with IP67 kit</p>

Speed feedback resolution	131072 points/turn x 4096 turns
Holding brake	Without
Mounting Support	International standard flange
Electrical Connection	Rotatable right-angled connectors

Complementary

Range Compatibility	Lexium 05 Lexium 15 Lexium 32
Supply voltage max	480 V
Phase	Three phase
Continuous stall current	6.2 A
Maximum continuous power	3.64 W
Maximum current Irms	34.8 A LXM15LD28M3 34.8 A LXM15MD28N4 34.8 A LXM15MD40N4 32.3 A LXM05AD42M3X 32.3 A LXM05AD34N4 32.3 A LXM05AD57N4 32.3 A LXM05BD42M3X 32.3 A LXM05BD34N4 32.3 A LXM05BD57N4 32.3 A LXM05CD42M3X 32.3 A LXM05CD34N4 32.3 A LXM05CD57N4 30 A LXM32.D30N4
Maximum permanent current	32.3 A
Switching frequency	8 kHz
Second shaft	Without second shaft end
Shaft diameter	0.94 in (24 mm)
Shaft length	1.97 in (50 mm)
Key width	1.57 in (40 mm)
Feedback type	Multiturn SinCos Hiperface
Motor flange size	3.94 in (100 mm)
Number of motor stacks	4
Torque constant	1.62 N.m/A 248 °F (120 °C)
Back emf constant	103 V/krpm 248 °F (120 °C)
Number of motor poles	8
Rotor inertia	4.22 kg.cm ²
Stator resistance	1.81 Ohm 68 °F (20 °C)
Stator inductance	11.8 mH 68 °F (20 °C)
Stator electrical time constant	6.52 ms 68 °F (20 °C)
Maximum radial force Fr	1070 N 1000 rpm 740 N 3000 rpm 850 N 2000 rpm
Maximum axial force Fa	0.2 x Fr
Type of cooling	Natural convection
Length	10.89 in (276.5 mm)
Centring collar diameter	3.74 in (95 mm)
Centring collar depth	0.14 in (3.5 mm)
Number of mounting holes	4
Mounting holes diameter	0.35 in (9 mm)
Circle diameter of the mounting holes	4.53 in (115 mm)
Net Weight	20.94 lb(US) (9.5 kg)

Ordering and shipping details

Category	18282-LEXIUM 32 MOTORS
Discount Schedule	PC53
GTIN	3389118140714
Returnability	No
Country of origin	DE

Packing Units

Unit Type of Package 1	PCE
Number of Units in Package 1	1
Package 1 Height	7.20 in (18.3 cm)
Package 1 Width	6.42 in (16.3 cm)
Package 1 Length	19.37 in (49.2 cm)
Package 1 Weight	16.53 lb(US) (7.5 kg)

Offer Sustainability

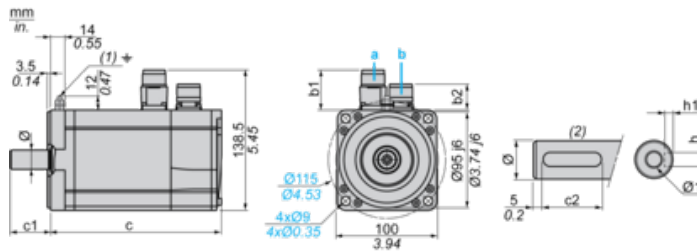
Sustainable offer status	Green Premium product
California proposition 65	WARNING: This product can expose you to chemicals including: Lead and lead compounds, which is known to the State of California to cause cancer and birth defects or other reproductive harm. For more information go to www.P65Warnings.ca.gov
REACH Regulation	REACH Declaration
EU RoHS Directive	Pro-active compliance (Product out of EU RoHS legal scope) EU RoHS Declaration
Mercury free	Yes
China RoHS Regulation	China RoHS Declaration
RoHS exemption information	Yes
Environmental Disclosure	Product Environmental Profile
WEEE	The product must be disposed on European Union markets following specific waste collection and never end up in rubbish bins.
PVC free	Yes

Contractual warranty

Warranty	18 months
----------	-----------

Servo Motors Dimensions

Example with Straight Connectors



- a: Power supply for servo motor brake
- b: Power supply for servo motor encoder
- (1) M4 screw
- (2) Shaft end, keyed slot (optional)

Dimensions in mm

Straight connectors		Rotatable angled connectors		c (without brake)	c (with brake)	c1	c2	h	h1	Ø	Ø1 for screws
b1	b2	b1	b2								
39.5	25.5	39.5	39.5	277	308	50	40	8 N9	$4^{+0.1}_0$	24 k6	M8 x 19

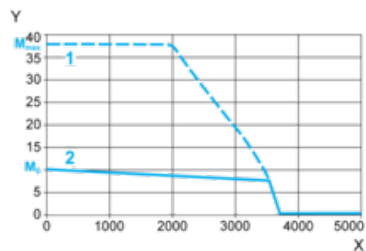
Dimensions in in.

Straight connectors		Rotatable angled connectors		c (without brake)	c (with brake)	c1	c2	h	h1	Ø	Ø1 for screws
b1	b2	b1	b2								
1.55	1.00	1.55	1.55	10.90	12.12	1.96	1.57	0.31 N9	$0.16^{+0.1}_0$	0.94 k6	M8 x 0.75

400 V 3-Phase Supply Voltage

Torque/Speed Curves

Servo motor with LXM32•D30N4 servo drive



X Speed in rpm

Y Torque in Nm

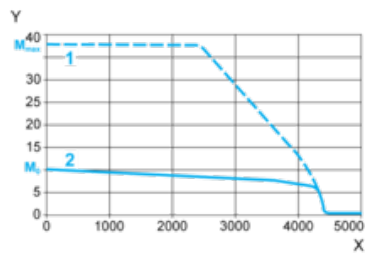
1 Peak torque

2 Continuous torque

480 V 3-Phase Supply Voltage

Torque/Speed Curves

Servo motor with LXM32•D30N4 servo drive



X Speed in rpm

Y Torque in Nm

1 Peak torque

2 Continuous torque