



Main

Range of Product	TeSys K
Range	TeSys
Product or Component Type	Contacteur
Device short name	LP1K
Contacteur application	Motor control
Utilisation category	AC-4 AC-3 AC-3e
Poles description	3P
Pole contact composition	3 NO
[Ie] rated operational current	6 A <= 440 V AC AC-3 power circuit 6 A <= 440 V AC AC-3e power circuit
Auxiliary contact composition	1 NO

Complementary

Auxiliary contacts type	Instantaneous 1 NO
Control circuit voltage limits	Operational 0.8...1.15 U _c 122 °F (50 °C) Drop-out 0.1...0.75 U _c 122 °F (50 °C)
[U _i] rated insulation voltage	Power circuit 600 V UL 508 Power circuit 690 V IEC 60947-4-1 Signalling circuit 690 V IEC 60947-4-1 Signalling circuit 690 V IEC 60947-5-1 Signalling circuit 600 V UL 508 Power circuit 600 V CSA C22.2 No 14 Signalling circuit 600 V CSA C22.2 No 14
[U _{imp}] rated impulse withstand voltage	8 kV
Overvoltage category	III
Mounting Support	Rail Plate
Flame retardance	V1 conforming to UL 94 Requirement 2 conforming to NF F 16-101 Requirement 2 conforming to NF F 16-102
Tightening torque	7.08...11.51 Lbf.In (0.8...1.3 N.m) screw clamp terminals Philips No 2 7.08...11.51 Lbf.In (0.8...1.3 N.m) screw clamp terminals flat Ø 6 mm 7.08...11.51 lbf.in (0.8...1.3 N.m) screw clamp terminals pozidriv No 2
[U _e] rated operational voltage	Power circuit 690 V AC 50/60 Hz Signalling circuit <= 690 V AC 50/60 Hz
[I _{th}] conventional free air thermal current	20 A 122 °F (50 °C) power circuit 10 A 122 °F (50 °C) signalling circuit
I _{rms} rated making capacity	110 A AC power circuit NF C 63-110 110 A AC power circuit IEC 60947 110 A AC signalling circuit IEC 60947
Rated breaking capacity	110 A 415 V IEC 60947 110 A 440 V IEC 60947 80 A 500 V IEC 60947 110 A 220...230 V IEC 60947 110 A 380...400 V IEC 60947 70 A 660...690 V IEC 60947
Associated fuse rating	25 A gG <= 440 V power circuit 25 A aM power circuit 10 A gG signalling circuit IEC 60947 10 A gG signalling circuit VDE 0660

Average impedance	3 mOhm - lth 20 A 50 Hz power circuit
Inrush power in W	3 W 68 °F (20 °C))
Hold-in power consumption in W	3 W 68 °F (20 °C)
Operating time	30...40 ms coil energisation and NO closing 10 ms coil de-energisation and NO opening
Safety reliability level	B10d = 1369863 cycles contactor with nominal load EN/ISO 13849-1 B10d = 20000000 cycles contactor with mechanical load EN/ISO 13849-1
Mechanical durability	10 Mcycles
Maximum operating rate	3600 cyc/h
Minimum switching current	5 mA signalling circuit
Minimum switching voltage	17 V signalling circuit
Insulation resistance	> 10 MOhm signalling circuit
Depth	2.24 in (57 mm)
Net Weight	0.50 lb(US) (0.225 kg)

Environment

Standards	EN/IEC 60947-4-1 GB/T 14048.4 UL 60947-4-1 CSA C22.2 No 60947-4-1 JIS C8201-4-1
Product Certifications	CB Scheme CCC UL CSA EAC CE UKCA
Ambient Air Temperature for Storage	-58...176 °F (-50...80 °C)
Operating altitude	6561.68 ft (2000 m) without derating

Ordering and shipping details

Category	22321-CTR,K-LINE,DC,OPEN,NONREV
Discount Schedule	I12
GTIN	3389110363227
Returnability	Yes
Country of origin	FR

Packing Units

Unit Type of Package 1	PCE
Number of Units in Package 1	1
Package 1 Height	1.97 in (5.000 cm)
Package 1 Width	2.36 in (6.000 cm)
Package 1 Length	2.56 in (6.500 cm)
Package 1 Weight	7.87 oz (223.000 g)
Unit Type of Package 2	S02
Number of Units in Package 2	40
Package 2 Height	5.91 in (15.000 cm)
Package 2 Width	11.81 in (30.000 cm)
Package 2 Length	15.75 in (40.000 cm)
Package 2 Weight	20.17 lb(US) (9.151 kg)
Unit Type of Package 3	P06
Number of Units in Package 3	640
Package 3 Height	29.53 in (75.000 cm)
Package 3 Width	31.50 in (80.000 cm)
Package 3 Length	23.62 in (60.000 cm)
Package 3 Weight	340.43 lb(US) (154.416 kg)

Offer Sustainability

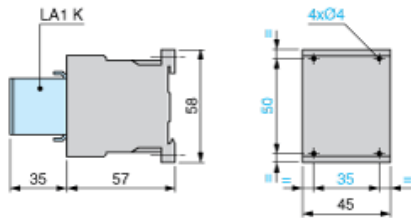
Sustainable offer status	Green Premium product
California proposition 65	WARNING: This product can expose you to chemicals including: Antimony oxide & Antimony trioxide, which is known to the State of California to cause cancer. For more information go to www.P65Warnings.ca.gov
REACH Regulation	REACH Declaration
REACH free of SVHC	Yes
EU RoHS Directive	Compliant EU RoHS Declaration
Toxic heavy metal free	Yes
Mercury free	Yes
China RoHS Regulation	China RoHS Declaration
RoHS exemption information	Yes
Environmental Disclosure	Product Environmental Profile
Circularity Profile	End Of Life Information
WEEE	The product must be disposed on European Union markets following specific waste collection and never end up in rubbish bins.

Contractual warranty

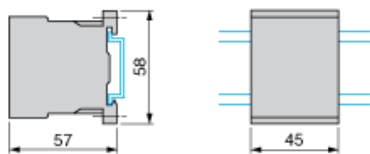
Warranty	18 months
----------	-----------

Dimensions

Contactors LC1 K, LP1 K, LP4 K: Mounting on Panel

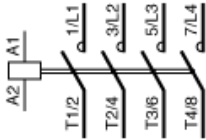


Contactors LC1 K, LP1 K, LP4 K: Mounting on Rail AM1 DP200 or AM1 DE200 (35 mm)



Wiring

3-Pole Contactors: 3P + N/O



3-Pole Contactors: 3P + N/C

