



Main

Range of Product	TeSys K
Range	TeSys
Product or Component Type	Contacteur
Device short name	LP4K
Contacteur application	Motor control
Utilisation category	AC-3 AC-4 AC-3e
Poles description	3P
Pole contact composition	3 NO
[Ie] rated operational current	6 A <= 440 V AC AC-3 power circuit 6 A <= 440 V AC AC-3e power circuit
Auxiliary contact composition	1 NO

Complementary

Coil technology	Built-in bidirectional peak limiting diode suppressor
Auxiliary contacts type	Instantaneous 1 NO
Control circuit voltage limits	Operational 0.7...1.30 U _c 122 °F (50 °C)) Drop-out 0.1...0.7 U _c 122 °F (50 °C))
[Ui] rated insulation voltage	Power circuit 600 V UL 508 Power circuit 690 V IEC 60947-4-1 Signalling circuit 690 V IEC 60947-4-1 Signalling circuit 690 V IEC 60947-5-1 Signalling circuit 600 V UL 508 Power circuit 600 V CSA C22.2 No 14 Signalling circuit 600 V CSA C22.2 No 14
[Uimp] rated impulse withstand voltage	8 kV
Overvoltage category	III
Mounting Support	Plate Rail
Flame retardance	V1 conforming to UL 94 Requirement 2 conforming to NF F 16-101 Requirement 2 conforming to NF F 16-102
Tightening torque	7.08...11.51 Lbf.in (0.8...1.3 N.m) screw clamp terminals Philips No 2 7.08...11.51 Lbf.in (0.8...1.3 N.m) screw clamp terminals flat Ø 6 mm 7.08...11.51 Lbf.in (0.8...1.3 N.m) screw clamp terminals pozidriv No 2
[Ue] rated operational voltage	Power circuit 690 V AC 50/60 Hz Signalling circuit <= 690 V AC 50/60 Hz
[Ith] conventional free air thermal current	20 A 122 °F (50 °C) power circuit 10 A 122 °F (50 °C) signalling circuit
Irms rated making capacity	110 A AC power circuit NF C 63-110 110 A AC power circuit IEC 60947 110 A AC signalling circuit IEC 60947
Rated breaking capacity	110 A 415 V IEC 60947 110 A 440 V IEC 60947 80 A 500 V IEC 60947 110 A 220...230 V IEC 60947 110 A 380...400 V IEC 60947 70 A 660...690 V IEC 60947

The information provided in this documentation contains general descriptions and/or technical characteristics of the performance of the products contained herein. This documentation is not intended as a substitute for and is not to be used for determining suitability or reliability of these products for specific user applications. It is the duty of any such user or integrator to perform the appropriate and complete risk analysis, evaluation and testing of the products with respect to the relevant specific application or use thereof. Neither Schneider Electric Industries SAS nor any of its affiliates or subsidiaries shall be responsible or liable for misuse of the information contained herein.

Associated fuse rating	25 A gG <= 440 V power circuit 25 A aM power circuit 10 A gG signalling circuit IEC 60947 10 A gG signalling circuit VDE 0660
Average impedance	3 mOhm - lth 20 A 50 Hz power circuit
Inrush power in W	1.8 W 68 °F (20 °C))
Hold-in power consumption in W	1.8 W 68 °F (20 °C)
Operating time	10...20 ms coil de-energisation and NO opening 30...40 ms coil energisation and NO closing
Safety reliability level	B10d = 1369863 cycles contactor with nominal load EN/ISO 13849-1 B10d = 20000000 cycles contactor with mechanical load EN/ISO 13849-1
Mechanical durability	30 Mcycles
Maximum operating rate	3600 cyc/h
Minimum switching current	5 mA signalling circuit
Minimum switching voltage	17 V signalling circuit
Insulation resistance	> 10 MOhm signalling circuit
Height	2.28 in (58 mm)
Width	1.77 in (45 mm)
Depth	2.24 in (57 mm)
Net Weight	0.52 lb(US) (0.235 kg)

Environment

Standards	EN/IEC 60947-4-1 GB/T 14048.4 UL 60947-4-1 CSA C22.2 No 60947-4-1 JIS C8201-4-1
Product Certifications	CB Scheme CCC UL CSA EAC CE UKCA
Ambient Air Temperature for Operation	-13...122 °F (-25...50 °C)
Ambient Air Temperature for Storage	-58...176 °F (-50...80 °C)
Operating altitude	6561.68 ft (2000 m) without derating

Ordering and shipping details

Category	22321-CTR,K-LINE,DC,OPEN,NONREV
Discount Schedule	I12
GTIN	3389110428568
Returnability	Yes
Country of origin	FR

Packing Units

Unit Type of Package 1	PCE
Number of Units in Package 1	1
Package 1 Height	1.97 in (5 cm)
Package 1 Width	2.36 in (6 cm)
Package 1 Length	2.56 in (6.5 cm)
Package 1 Weight	7.80 oz (221 g)
Unit Type of Package 2	S02
Number of Units in Package 2	40
Package 2 Height	5.91 in (15 cm)
Package 2 Width	11.81 in (30 cm)
Package 2 Length	15.75 in (40 cm)
Package 2 Weight	20.05 lb(US) (9.094 kg)
Unit Type of Package 3	P06
Number of Units in Package 3	640

Package 3 Height	29.53 in (75 cm)
Package 3 Width	31.50 in (80 cm)
Package 3 Length	23.62 in (60 cm)
Package 3 Weight	338.42 lb(US) (153.504 kg)

Offer Sustainability

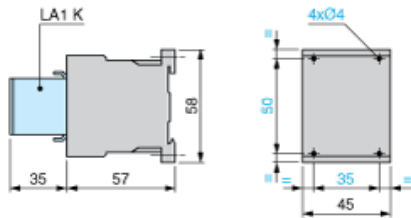
Sustainable offer status	Green Premium product
California proposition 65	WARNING: This product can expose you to chemicals including: Antimony oxide & Antimony trioxide, which is known to the State of California to cause cancer. For more information go to www.P65Warnings.ca.gov
REACH Regulation	REACH Declaration
REACH free of SVHC	Yes
EU RoHS Directive	Compliant EU RoHS Declaration
Toxic heavy metal free	Yes
Mercury free	Yes
China RoHS Regulation	China RoHS Declaration
RoHS exemption information	Yes
Environmental Disclosure	Product Environmental Profile
Circularity Profile	End Of Life Information
WEEE	The product must be disposed on European Union markets following specific waste collection and never end up in rubbish bins.

Contractual warranty

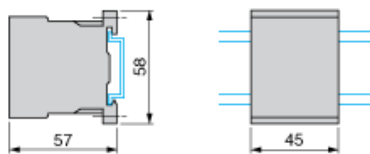
Warranty	18 months
----------	-----------

Dimensions

Contactors LC1 K, LP1 K, LP4 K: Mounting on Panel

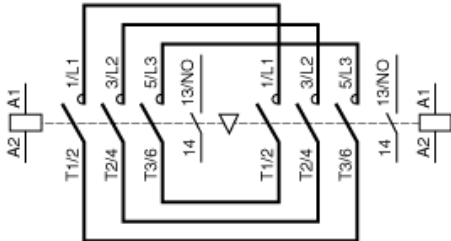


Contactors LC1 K, LP1 K, LP4 K: Mounting on Rail AM1 DP200 or AM1 DE200 (35 mm)



Wiring

3-Pole Reversing Contactors with Screw Clamp Connections: 3P + N/O



3-Pole Reversing Contactors with Screw Clamp Connections: 3P + N/C

