



Position switch Metal enclosure 40 mm according to EN 50041 Device connection 1x (M20 x 1.5) 1 NO/1 NC quick action contacts Rotary actuator right/left adjustable, with angled adjustable-length metal lever and plastic roller 22 mm customized Head rotated by 270°

product brand name	SIRIUS
product designation	Mechanical position switches
product type designation	3SE5
manufacturer's article number	3SE5112-0CA00 3SE5000-0AH00 3SE5000-0AA56 3SE5000-0CA00
<ul style="list-style-type: none"> • of the supplied basic switch • of the supplied actuator head for position switches • of the supplied operating lever • of the supplied switching contacts 	No
suitability for use safety switch	No

General technical data

product function positive opening	No
insulation voltage rated value	400 V
degree of pollution	class 3
surge voltage resistance rated value	6 kV
protection class IP	IP66/IP67
shock resistance	
<ul style="list-style-type: none"> • according to IEC 60068-2-27 	30g / 11 ms
vibration resistance according to IEC 60068-2-6	0.35 mm/5g
mechanical service life (operating cycles) typical	15 000 000
electrical endurance (operating cycles) at AC-15 at 230 V typical	100 000
electrical endurance (operating cycles) with contactor 3RH11, 3RT1016, 3RT1017, 3RT1024, 3RT1025, 3RT1026 typical	10 000 000
Electrical operating cycles in one hour with contactor 3RH11, 3RT1016, 3RT1017, 3RT1024, 3RT1025, 3RT1026	6 000
thermal current	10 A
material of the enclosure of the switch head	plastic
reference code according to IEC 81346-2	B
continuous current of the C characteristic MCB	1 A; for a short-circuit current smaller than 400 A
continuous current of the quick DIAZED fuse link	10 A; for a short-circuit current smaller than 400 A
continuous current of the DIAZED fuse link gG	6 A
active principle	mechanical
repeat accuracy	0.05 mm
Substance Prohibitance (Date)	07/01/2006
minimum actuating torque in directions of actuation	0.25 N·m
length of the sensor	146 mm
width of the sensor	40 mm

Ambient conditions

ambient temperature	
<ul style="list-style-type: none"> • during operation • during storage 	-25 ... +85 °C
	-40 ... +90 °C

explosion protection category for dust	none
design of the switching contact	mechanical
operating frequency rated value	50 ... 60 Hz
number of NC contacts for auxiliary contacts	1
number of NO contacts for auxiliary contacts	1
operational current at AC-15	
• at 24 V rated value	6 A
• at 125 V rated value	6 A
• at 240 V rated value	6 A
• at 400 V rated value	4 A
operational current at DC-13	
• at 24 V rated value	3 A
• at 125 V rated value	0.55 A
• at 250 V rated value	0.27 A
• at 400 V rated value	0.12 A

Enclosure	
design of the housing	block, narrow
material of the enclosure	metal
coating of the enclosure	cathodic dip coating
design of the housing according to standard	Yes

Drive Head	
design of the actuating element	Adjustable twist lever, adjustable-length metal lever, plastic roller 22 mm, adapter, screw
standard-compliant actuator head	EN 50041, design A
shape of the switch head	roller
circuit principle	snap-action contacts
number of switching contacts safety-related	0
cable entry type	1x (M20 x 1.5)

Installation/ mounting/ dimensions	
mounting position	any
fastening method	screw fixing

Connections/ Terminals	
type of electrical connection	screw-type terminals
type of connectable conductor cross-sections	
• solid	1x (0.5 ... 1.5 mm ²), 2x (0.5 ... 0.75 mm ²)
• finely stranded with core end processing	1x (0.5 ... 1.5 mm ²), 2x (0.5 ... 0.75 mm ²)
• at AWG cables solid	1x (20 ... 16), 2x (20 ... 18)
• at AWG cables stranded	1x (20 ... 16), 2x (20 ... 18)
design of the interface for safety-related communication	without

Communication/ Protocol	
design of the interface	without

Certificates/ approvals

General Product Approval



[Confirmation](#)



Functional Safety/Safety of Machinery	Declaration of Conformity	Test Certificates	other
---------------------------------------	---------------------------	-------------------	-------

[Type Examination Certificate](#)



EG-Konf.

[Type Test Certificates/Test Report](#)

[Confirmation](#)

Further information

Siemens has decided to exit the Russian market (see here).

<https://press.siemens.com/global/en/pressrelease/siemens-wind-down-russian-business>

Siemens is working on the renewal of the current EAC certificates.

Please contact your local Siemens office on the status of validity of the EAC certification if you intend to import or offer to supply these products to an EAC relevant market (other than the sanctioned EAEU member states Russia or Belarus).

Information on the packaging

<https://support.industry.siemens.com/cs/ww/en/view/109813875>

Information- and Downloadcenter (Catalogs, Brochures,...)

<https://www.siemens.com/ic10>

Industry Mall (Online ordering system)

<https://mall.industry.siemens.com/mall/en/en/Catalog/product?mlfb=3SE5112-0CH56-1AK8>

Cax online generator

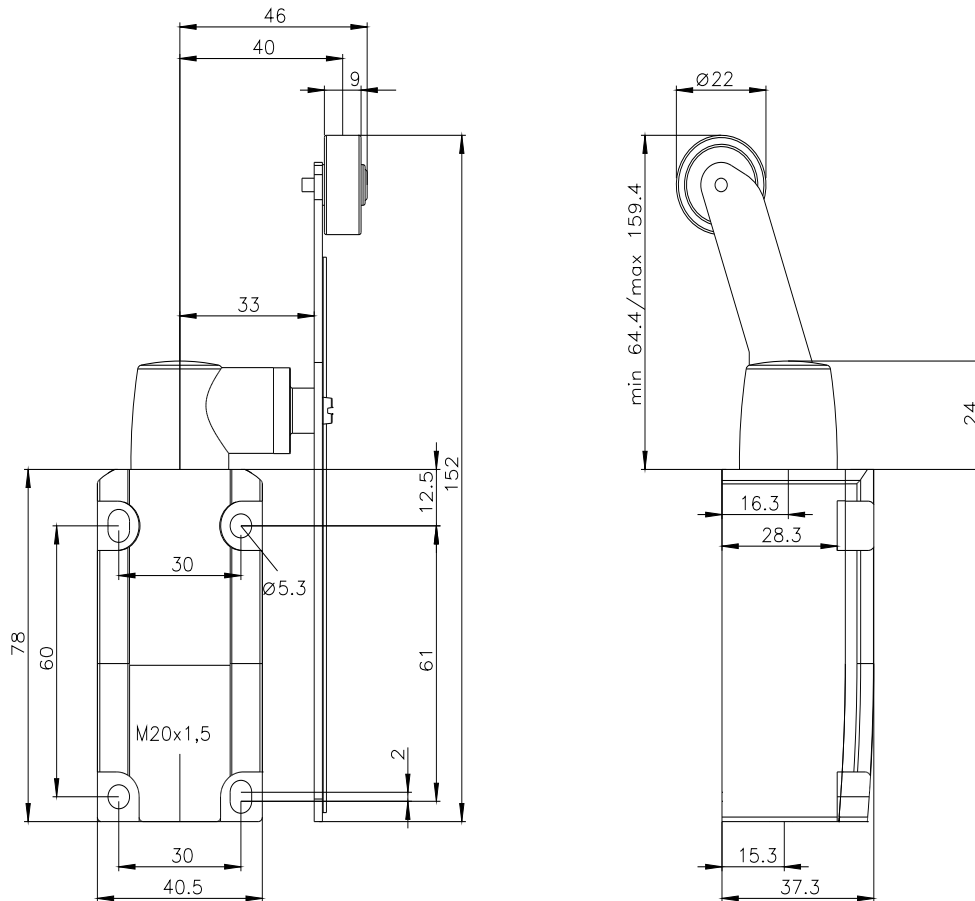
<http://support.automation.siemens.com/WW/CAXorder/default.aspx?lang=en&mlfb=3SE5112-0CH56-1AK8>


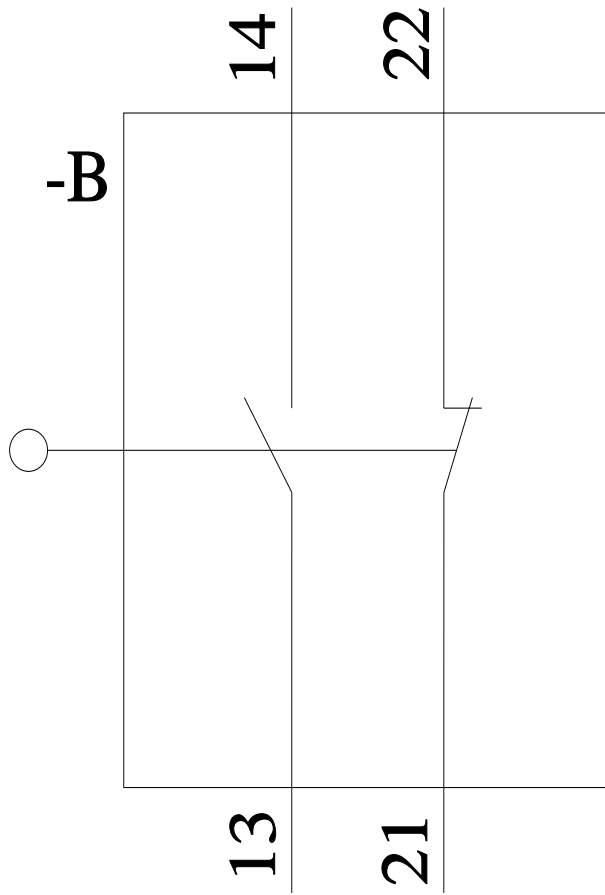
Service&Support (Manuals, Certificates, Characteristics, FAQs,...)

<https://support.industry.siemens.com/cs/ww/en/ps/3SE5112-0CH56-1AK8>

Image database (product images, 2D dimension drawings, 3D models, device circuit diagrams, EPLAN macros, ...)

http://www.automation.siemens.com/bilddb/cax_de.aspx?mlfb=3SE5112-0CH56-1AK8&lang=en





last modified:

1/26/2022