



Load feeder fuseless, Reversing duty 400 V AC, Size S00 0.45...0.63 A 24 V DC Spring-type terminal for installation on standard mounting rail (also fulfills type of coordination 1) Type of coordination 2, I<sub>q</sub> = 150 kA 1 NC (contactor)

<p><b>product brand name</b></p> <p><b>product designation</b></p> <p><b>design of the product</b></p> <p><b>product type designation</b></p> <p><b>manufacturer's article number</b></p> <ul style="list-style-type: none"> <li>• of the supplied contactor</li> <li>• of the supplied circuit-breakers</li> <li>• of the supplied link module</li> </ul>	<p>SIRIUS</p> <p>Reversing starter</p> <p>for standard rail or screw mounting</p> <p>3RA22</p> <p><a href="#">3RT2015-2BB42</a></p> <p><a href="#">3RV2011-0GA20</a></p> <p><a href="#">3RA2911-2AA00</a></p>
--	---

### General technical data

<p><b>size of the circuit-breaker</b></p> <p><b>size of load feeder</b></p> <p>insulation voltage with degree of pollution 3 at AC rated value</p> <p><b>surge voltage resistance rated value</b></p> <p><b>degree of protection NEMA rating</b></p> <p><b>shock resistance according to IEC 60068-2-27</b></p> <p>mechanical service life (operating cycles) of contactor typical</p> <p><b>type of assignment</b></p> <p><b>type of protection according to ATEX directive 2014/34/EU</b></p> <p>certificate of suitability according to ATEX directive 2014/34/EU</p> <p><b>Substance Prohibitance (Date)</b></p>	<p>S00</p> <p>S00</p> <p>690 V</p> <p>6 kV</p> <p>other</p> <p>6g / 11 ms</p> <p>30 000 000</p> <p>2</p> <p>Ex II (2) GD</p> <p>DMT 02 ATEX F 001</p> <p>10/01/2009</p>
--	---

### Ambient conditions

<p><b>ambient temperature</b></p> <ul style="list-style-type: none"> <li>• during operation</li> <li>• during storage</li> <li>• during transport</li> </ul> <p><b>temperature compensation</b></p> <p>relative humidity during operation</p>	<p>-20 ... +60 °C</p> <p>-50 ... +80 °C</p> <p>-50 ... +80 °C</p> <p>-20 ... +60 °C</p> <p>10 ... 95 %</p>
---	--

### Main circuit

<p><b>number of poles for main current circuit</b></p> <p><b>design of the switching contact</b></p> <p><b>adjustable current response value current of the current-dependent overload release</b></p> <p><b>operating voltage</b></p> <ul style="list-style-type: none"> <li>• rated value</li> <li>• at AC-3 rated value maximum</li> <li>• at AC-3e rated value maximum</li> </ul> <p><b>operating frequency rated value</b></p> <p><b>operational current</b></p>	<p>3</p> <p>electromechanical</p> <p>0.45 ... 0.63 A</p> <p>690 V</p> <p>690 V</p> <p>690 V</p> <p>50 ... 60 Hz</p>
---	---

<ul style="list-style-type: none"> <li>• at AC-3 at 400 V rated value</li> <li>• at AC-3e at 400 V rated value</li> </ul>	0.6 A	
<b>operating power</b>	0.6 A	
<ul style="list-style-type: none"> <li>• at AC-3 <ul style="list-style-type: none"> <li>— at 400 V rated value</li> </ul> </li> </ul>	180 W	
<ul style="list-style-type: none"> <li>• at AC-3e <ul style="list-style-type: none"> <li>— at 400 V rated value</li> </ul> </li> </ul>	180 kW	
<b>Control circuit/ Control</b>		
<b>type of voltage of the control supply voltage</b>	DC	
<b>control supply voltage at DC</b>		
<ul style="list-style-type: none"> <li>• rated value</li> </ul>	24 V	
<ul style="list-style-type: none"> <li>• rated value</li> </ul>	24 ... 24 V	
<b>holding power of magnet coil at DC</b>	4 W	
<b>Auxiliary circuit</b>		
<b>product extension auxiliary switch</b>	Yes	
<b>Protective and monitoring functions</b>		
<b>trip class</b>	CLASS 10	
<b>design of the overload release</b>	thermal (bimetallic)	
<b>UL/CSA ratings</b>		
<b>full-load current (FLA) for 3-phase AC motor</b>		
<ul style="list-style-type: none"> <li>• at 480 V rated value</li> </ul>	0.63 A	
<b>Short-circuit protection</b>		
<b>product function short circuit protection</b>	Yes	
<b>design of the short-circuit trip</b>	magnetic	
<b>conditional short-circuit current (I<sub>q</sub>)</b>		
<ul style="list-style-type: none"> <li>• at 400 V according to IEC 60947-4-1 rated value</li> </ul>	150 000 A	
<b>Installation/ mounting/ dimensions</b>		
<b>mounting position</b>	vertical	
<b>fastening method</b>	screw and snap-on mounting onto 35 mm DIN rail	
<b>height</b>	204 mm	
<b>width</b>	90 mm	
<b>depth</b>	97 mm	
<b>required spacing</b>		
<ul style="list-style-type: none"> <li>• for grounded parts <ul style="list-style-type: none"> <li>— forwards</li> <li>— backwards</li> <li>— upwards</li> <li>— at the side</li> <li>— downwards</li> </ul> </li> <li>• for live parts <ul style="list-style-type: none"> <li>— forwards</li> <li>— backwards</li> <li>— upwards</li> <li>— downwards</li> <li>— at the side</li> </ul> </li> </ul>	32 mm 0 mm 50 mm 10 mm 10 mm  32 mm 0 mm 50 mm 10 mm 10 mm	
<b>Connections/ Terminals</b>		
<b>type of electrical connection</b>		
<ul style="list-style-type: none"> <li>• for main current circuit</li> <li>• for auxiliary and control circuit</li> </ul>	spring-loaded terminals spring-loaded terminals	
<b>Safety related data</b>		
B10 value with high demand rate according to SN 31920	1 000 000	
<b>proportion of dangerous failures</b>		
<ul style="list-style-type: none"> <li>• with high demand rate according to SN 31920</li> </ul>	73 %	
<b>touch protection on the front according to IEC 60529</b>	finger-safe, for vertical contact from the front	
<b>Communication/ Protocol</b>		
<b>protocol is supported</b>		
<ul style="list-style-type: none"> <li>• PROFINET IO protocol</li> <li>• PROFIsafe protocol</li> </ul>	No No	
protocol is supported AS-Interface protocol	No	
<b>Certificates/ approvals</b>		
<b>General Product Approval</b>	<b>For use in hazard-</b>	<b>Declaration of Conformity</b>

ous locations

[Confirmation](#)



Test Certificates

Marine / Shipping

[Type Test Certificates/Test Report](#)

[Special Test Certificate](#)



Marine / Shipping

other

Railway

Dangerous Good



[Confirmation](#)

[Vibration and Shock](#)

[Transport Information](#)

Further information

**Siemens has decided to exit the Russian market (see here).**

<https://press.siemens.com/global/en/pressrelease/siemens-wind-down-russian-business>

**Siemens is working on the renewal of the current EAC certificates.**

Please contact your local Siemens office on the status of validity of the EAC certification if you intend to import or offer to supply these products to an EAC relevant market (other than the sanctioned EAEU member states Russia or Belarus).

**Information on the packaging**

<https://support.industry.siemens.com/cs/ww/en/view/109813875>

**Information- and Downloadcenter (Catalogs, Brochures,...)**

<https://www.siemens.com/ic10>

**Industry Mall (Online ordering system)**

<https://mall.industry.siemens.com/mall/en/en/Catalog/product?mlfb=3RA2210-0GE15-2BB4>

**Cax online generator**

<http://support.automation.siemens.com/WW/CAXorder/default.aspx?lang=en&mlfb=3RA2210-0GE15-2BB4>

**Service&Support (Manuals, Certificates, Characteristics, FAQs,...)**

<https://support.industry.siemens.com/cs/ww/en/ps/3RA2210-0GE15-2BB4>

**Image database (product images, 2D dimension drawings, 3D models, device circuit diagrams, EPLAN macros, ...)**

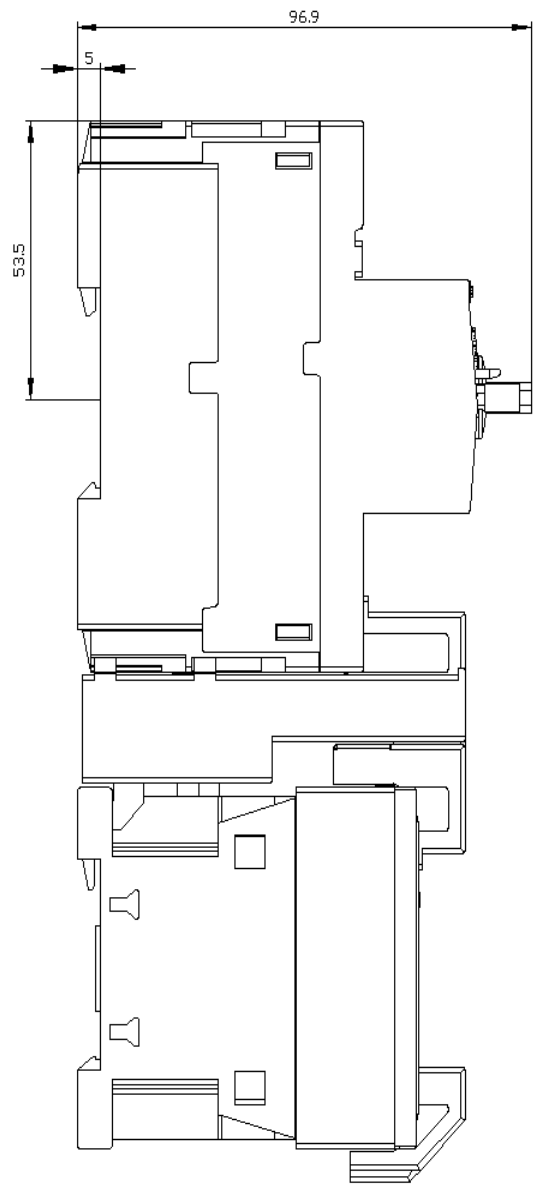
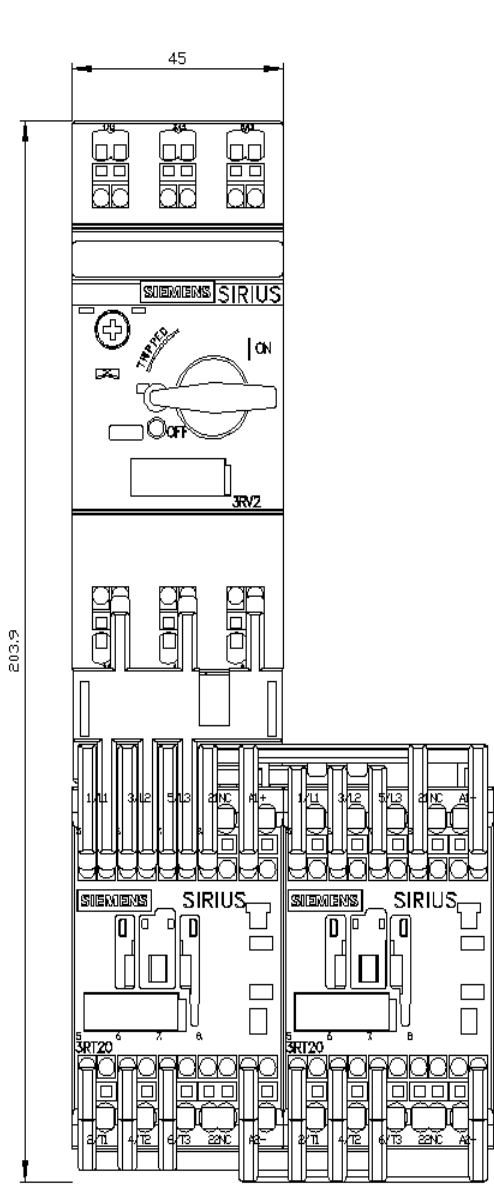
[http://www.automation.siemens.com/bilddb/cax\\_de.aspx?mlfb=3RA2210-0GE15-2BB4&lang=en](http://www.automation.siemens.com/bilddb/cax_de.aspx?mlfb=3RA2210-0GE15-2BB4&lang=en)

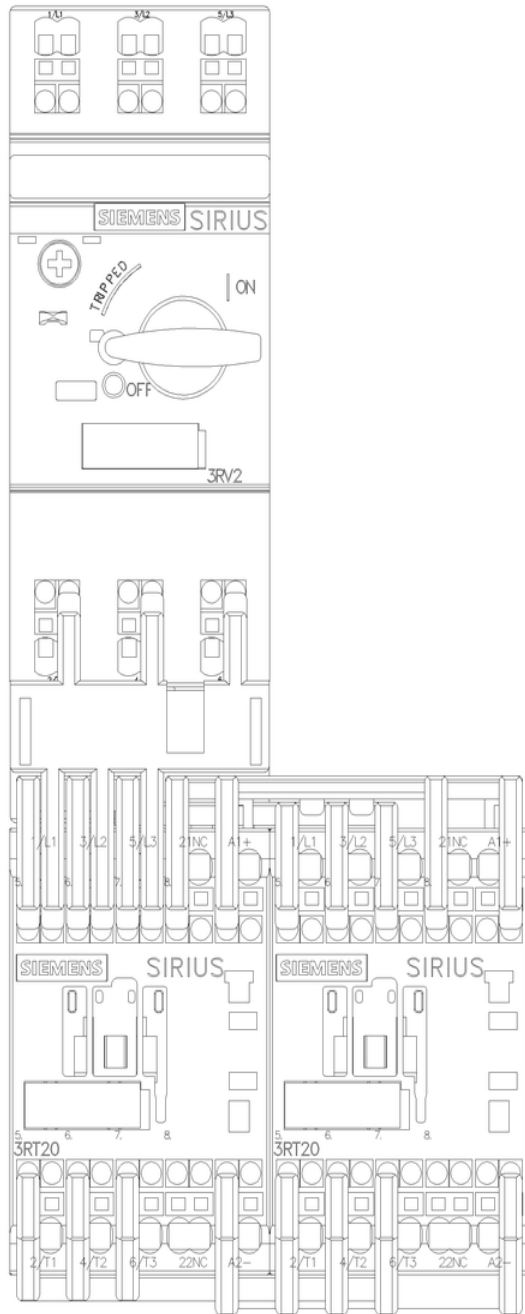
**Characteristic: Tripping characteristics, I<sup>2</sup>t, Let-through current**

<https://support.industry.siemens.com/cs/ww/en/ps/3RA2210-0GE15-2BB4/char>

**Further characteristics (e.g. electrical endurance, switching frequency)**

<http://www.automation.siemens.com/bilddb/index.aspx?view=Search&mlfb=3RA2210-0GE15-2BB4&objecttype=14&gridview=view1>







last modified:

11/21/2022