



Auxiliary switch on the front, 4 NO Current path 1 NO, 1 NO, 1 NO, 1 NO for 3RH and 3RT spring-type terminal .3/.4, .3/.4, .3/.4, .3/.4

General technical data

| | |
|--|---|
| product brand name | SIRIUS |
| suitability for use | Contact relay and power contactor |
| protection class IP on the front | IP20 |
| ambient temperature | |
| • during storage | -55 ... +80 °C |
| • during operation | -25 ... +60 °C |
| mechanical service life (operating cycles) typical | 10 000 000 |
| electrical endurance (operating cycles) at AC-15 at 230 V typical | 200 000 |
| contact reliability of auxiliary contacts | 1 faulty switching per 100 million (17 V, 1 mA) |
| insulation voltage with degree of pollution 3 at AC rated value | 690 V |
| surge voltage resistance rated value | 6 kV |

Auxiliary circuit

| | |
|---|------|
| number of NC contacts for auxiliary contacts | |
| • instantaneous contact | 0 |
| • lagging switching | 0 |
| number of NO contacts for auxiliary contacts | |
| • instantaneous contact | 4 |
| • leading contact | 0 |
| operational current of auxiliary contacts at AC-12 | |
| • at 24 V | 10 A |
| • at 230 V | 10 A |
| • maximum | 10 A |
| operational current | |
| • of auxiliary contacts | |
| — at AC-14 | |
| — at 125 V | 6 A |
| — at 250 V | 6 A |
| — at AC-15 | |
| — at 24 V | 6 A |
| — at 230 V | 6 A |
| — at 400 V | 3 A |
| • at AC-15 at 690 V rated value | 1 A |
| operational current | |
| • of auxiliary contacts at DC-12 | |
| — at 24 V | 10 A |
| — at 110 V | 3 A |
| — at 220 V | 1 A |
| • with 2 current paths in series at DC-12 | |
| — at 24 V rated value | 10 A |

| | |
|---|--------|
| — at 60 V rated value | 10 A |
| — at 110 V rated value | 4 A |
| — at 220 V rated value | 2 A |
| — at 440 V rated value | 1.3 A |
| — at 600 V rated value | 0.65 A |
| • with 3 current paths in series at DC-12 | |
| — at 24 V rated value | 10 A |
| — at 60 V rated value | 10 A |
| — at 110 V rated value | 10 A |
| — at 220 V rated value | 3.6 A |
| — at 440 V rated value | 2.5 A |
| — at 600 V rated value | 1.8 A |
| operational current | |
| • of auxiliary contacts at DC-13 | |
| — at 24 V | 6 A |
| — at 60 V | 2 A |
| — at 110 V | 1 A |
| — at 220 V | 0.3 A |
| • with 2 current paths in series at DC-13 | |
| — at 24 V rated value | 10 A |
| — at 60 V rated value | 3.5 A |
| — at 110 V rated value | 1.3 A |
| — at 220 V rated value | 0.9 A |
| — at 440 V rated value | 0.2 A |
| — at 600 V rated value | 0.1 A |
| • with 3 current paths in series at DC-13 | |
| — at 24 V rated value | 10 A |
| — at 60 V rated value | 4.7 A |
| — at 110 V rated value | 3 A |
| — at 220 V rated value | 1.2 A |
| — at 440 V rated value | 0.5 A |
| — at 600 V rated value | 0.26 A |

Installation/ mounting/ dimensions

| | |
|-------------------------|------------------|
| fastening method | snap-on mounting |
| width | 36 mm |
| height | 41.5 mm |
| depth | 47.7 mm |

Connections/ Terminals

| | |
|--|-----------------------------------|
| type of electrical connection for auxiliary and control circuit | spring-loaded terminals |
| type of connectable conductor cross-sections | |
| • for auxiliary contacts | |
| — finely stranded | |
| — with core end processing | 2x (0.5 ... 1.5 mm ²) |
| — without core end processing | 2x (0.5 ... 2.5 mm ²) |
| • at AWG cables for auxiliary contacts | 2x (20 ... 14) |

Safety related data

| | |
|--|-----------|
| product function mirror contact according to IEC 60947-4-1 | Yes |
| • note | with 3RT2 |
| product function positively driven operation according to IEC 60947-5-1 | Yes |
| • note | with 3RH2 |

Certificates/ approvals

General Product Approval



[Confirmation](#)



[KC](#)



EMC

Functional

Declaration of Conformity

Test Certificates

Safety/Safety of Machinery



[Type Examination Certificate](#)



[Special Test Certificate](#)

[Type Test Certificates/Test Report](#)

Marine / Shipping



Marine / Shipping

other

Railway



[Confirmation](#)



[Special Test Certificate](#)

[Type Test Certificates/Test Report](#)

[Vibration and Shock](#)

Environment

[Environmental Confirmations](#)

Further information

Siemens has decided to exit the Russian market (see here).

<https://press.siemens.com/global/en/pressrelease/siemens-wind-down-russian-business>

Siemens is working on the renewal of the current EAC certificates.

Please contact your local Siemens office on the status of validity of the EAC certification if you intend to import or offer to supply these products to an EAC relevant market (other than the sanctioned EAEU member states Russia or Belarus).

Information on the packaging

<https://support.industry.siemens.com/cs/ww/en/view/109813875>

Information- and Downloadcenter (Catalogs, Brochures,...)

<https://www.siemens.com/ic10>

Industry Mall (Online ordering system)

<https://mall.industry.siemens.com/mall/en/en/Catalog/product?mlfb=3RH2911-2FA40>

Cax online generator

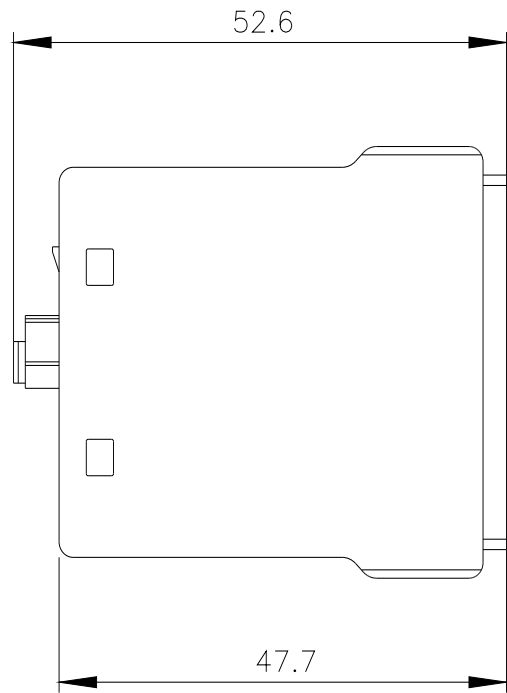
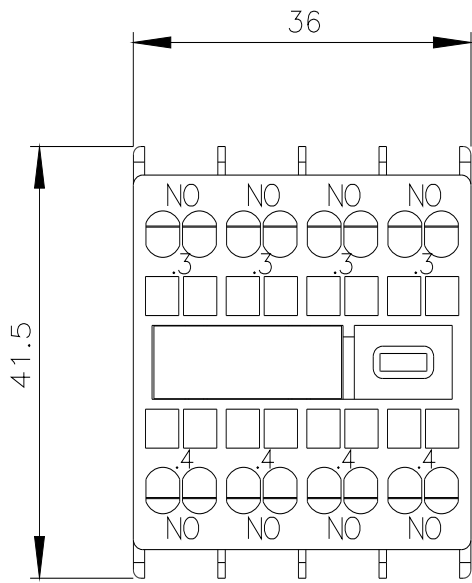
<http://support.automation.siemens.com/WW/CAXorder/default.aspx?lang=en&mlfb=3RH2911-2FA40>

Service&Support (Manuals, Certificates, Characteristics, FAQs,...)

<https://support.industry.siemens.com/cs/ww/en/ps/3RH2911-2FA40>

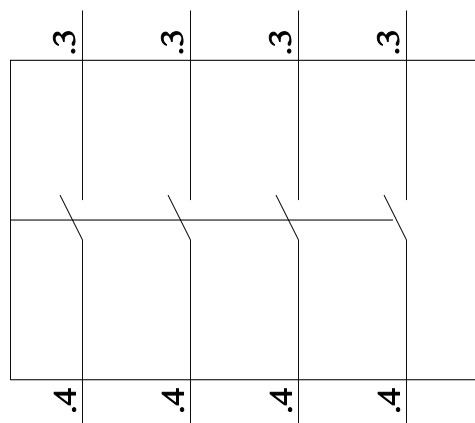
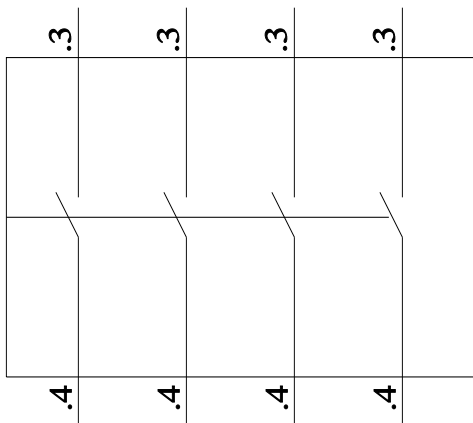
Image database (product images, 2D dimension drawings, 3D models, device circuit diagrams, EPLAN macros, ...)

http://www.automation.siemens.com/bilddb/cax_de.aspx?mlfb=3RH2911-2FA40&lang=en



3RT2

3RH2



last modified:

12/21/2020