



SENTRON PAC3220 LCD 96X96 mm Power Monitoring Device Control panel instrument for electrical values protocol: Modbus TCP with graphics display U rated input: 690/400V 45-65Hz IE rated input: X/1A oder X/5A AC Power supply: 24 ... 60 V -20/+10 % DC screw connections

Model	
product brand name	SENTRON
product designation	multimeter
design of the product	basic
product type designation	7KM PAC3220
Measurements	
measuring procedure	TRMS
<ul style="list-style-type: none"> for voltage measurement for current measurement 	TRMS
type of measured value detection	complete
voltage curve	Sinusoidal or distorted
measurable line frequency	
<ul style="list-style-type: none"> initial value full-scale value 	45 Hz
	65 Hz
operating mode for measured value detection automatic line frequency detection	Yes
operating mode for measured value detection	
<ul style="list-style-type: none"> set at 50 Hz set to 60 Hz 	No
	No
Supply voltage	
design of the power supply	Extra-low voltage power supply unit
type of voltage of the supply voltage	DC
supply voltage at DC	24 ... 60 V
Degree of protection protection class	
protection class IP on the front	IP65
Suitability	
suitability for operation	Installation in stationary panels in closed rooms
Product Functions	
product function	
<ul style="list-style-type: none"> voltage measurement current measurement active power measurement reactive power measurement frequency measurement 	Yes
	Yes
	Yes
	Yes
	Yes
Display and operation	
design of the display	LCD
height of the display	54 mm
width of the display	72 mm
color of the background of the display	white
illuminance of display backlight adjustable	No

time-controlled reduction of the illuminance of display backlight possible	Yes
display contrast adjustable	Yes
national language on the display screen is supported	de, en, fr, spa, ita, por, tur, chi, pol
number of keys	4

Communication

number of interfaces according to Fast Ethernet	2
type of electrical connection of the fast Ethernet interface	2 x RJ45
protocol at the Ethernet interface is supported	MODBUS TCP

Fault limits

reference condition for metering accuracy	In accordance with IEC61557-12, IEC62053-22 and IEC62053-23
formula for relative total measurement inaccuracy	
<ul style="list-style-type: none"> for measured variable voltage for measured variable current for measured variable active power for measured variable reactive power for measured variable output factor for measured variable active energy for measured variable reactive energy 	+/- 0,2 % +/- 0,2 % +/- 0.5 % +/- 1 % +/- 0,5 % Cl. 0.5 acc. to... IEC62053-22 Class 2 according to IEC61557-12 and/or IEC62053-23

Inputs Outputs

number of digital inputs	2
type of electrical connection at the digital inputs	screw-type terminals
operating conditions for digital inputs external voltage supply	Yes
input voltage at digital input at DC maximum	30 V
input current at digital input	
<ul style="list-style-type: none"> initial value for signal<1>-recognition 	7 mA
number of digital outputs	2
type of switching output	bidirectional
digital output version	switching or pulse output function
operating voltage as output voltage at DC maximum permissible	30 V
type of electrical connection at the digital outputs	screw-type terminals
output current	
<ul style="list-style-type: none"> at the digital outputs at DC limited to 100 ms maximum 	130 mA
internal resistance at the digital outputs	55 Ω
standard for pulse emitter	according to IEC62053-31
pulse duration	
<ul style="list-style-type: none"> initial value full-scale value 	30 ms 500 ms
adjustable time period minimum	10 ms
switching frequency at digital output maximum	17 Hz
property of the output short-circuit proof	Yes

Measuring inputs

measurable supply voltage between (PE)N and L at AC maximum rated value	400 V
measurable supply voltage between (PE)N and L at AC	
<ul style="list-style-type: none"> minimum maximum 	11.5 V 480 V
measurable supply voltage between the line conductors at AC maximum rated value	690 V
voltage measuring range extension with external voltage transformers	yes
line conductors and neutral conductors internal resistance for voltage measurement	1.5 MΩ
measuring category for voltage measurement	CATIII
measurable current	
<ul style="list-style-type: none"> 1 at AC rated value 2 at AC rated value 	1 A 5 A
relative measurable current at AC	
<ul style="list-style-type: none"> minimum maximum 	1 % 100 %
current measuring range extension with external current transformers	Yes

zero point suppression for current measurement	0 ... 10 %
measuring category for current measurement	CATIII

Connections

type of electrical connection	
<ul style="list-style-type: none"> at the measurement inputs for voltage at the measurement inputs for current 	screw-type terminals screw-type terminals

Mechanical Design

fastening method standard rail mounting	No
size of Power Monitoring Device	size 96
height	96 mm
width	96 mm
depth	56 mm
installation depth	51 mm
net weight	325 g
mounting position	vertical

Environmental conditions

ambient temperature during operation	
<ul style="list-style-type: none"> minimum maximum 	-25 °C 55 °C
ambient temperature during storage	
<ul style="list-style-type: none"> minimum maximum 	-25 °C 70 °C
relative humidity at 25 °C without condensation during operation maximum	75 %
installation altitude at height above sea level maximum	2 000 m
degree of pollution	2

Certificates

certificate of suitability as EC Declaration of Conformity	yes
--	-----

General Product Approval	EMC	Declaration of Conformity
--------------------------	-----	---------------------------

[Confirmation](#)



[KC](#)



Declaration of Conformity	other	Environment
---------------------------	-------	-------------



[Miscellaneous](#)

[Confirmation](#)

[PROFINET-Certification](#)

[Environmental Confirmations](#)

Further information

Siemens has decided to exit the Russian market (see here).
<https://press.siemens.com/global/en/pressrelease/siemens-wind-down-russian-business>

Siemens is working on the renewal of the current EAC certificates.
 Please contact your local Siemens office on the status of validity of the EAC certification if you intend to import or offer to supply these products to an EAC relevant market (other than the sanctioned EAEU member states Russia or Belarus).

Information on the packaging
<https://support.industry.siemens.com/cs/ww/en/view/109813875>

Information- and Downloadcenter (catalogues, leaflets,...)
<http://www.siemens.com/energy-automation>

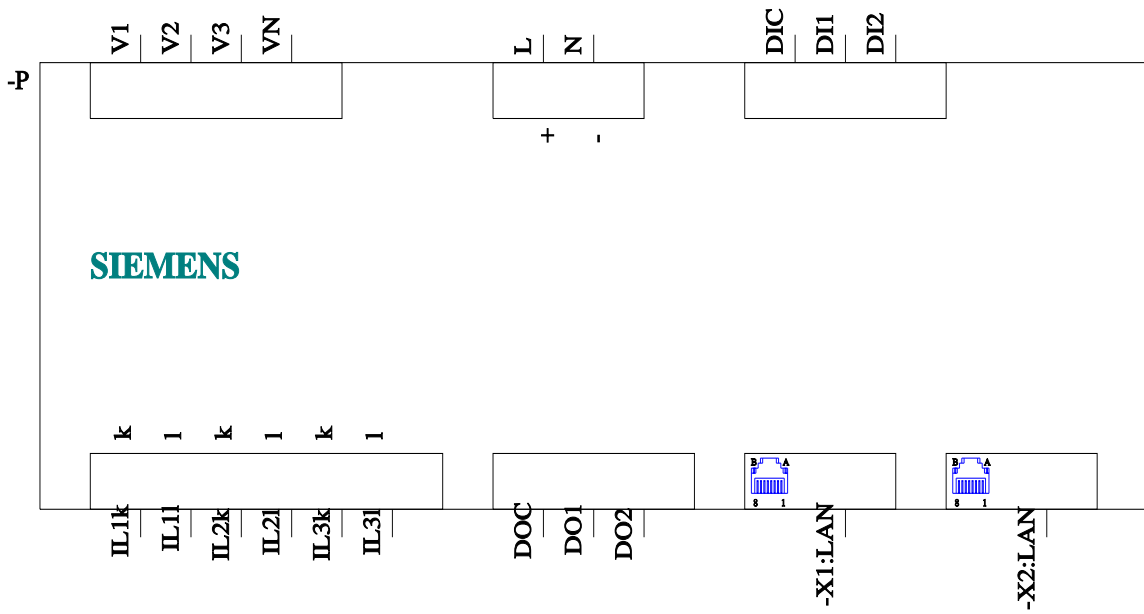
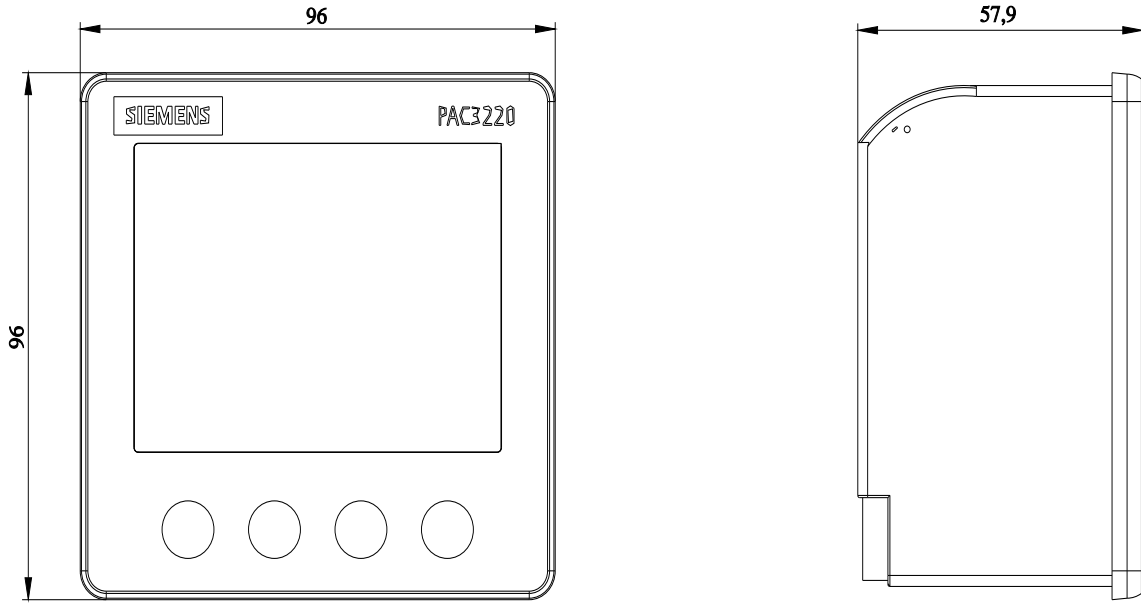
Industry Mall (Online ordering system)
<https://mall.industry.siemens.com/mall/en/en/Catalog/product?mlfb=7KM3220-1BA01-1EA0>

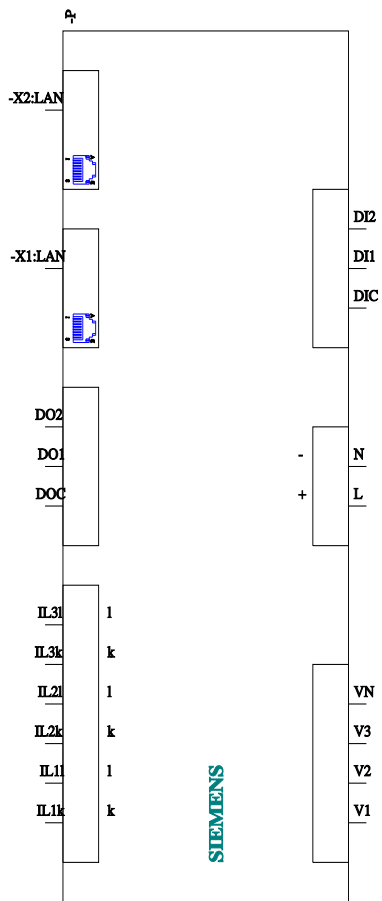
Service&Support (Manuals, Certificates, Characteristics, FAQs,...)
<https://support.industry.siemens.com/cs/ww/en/ps/7KM3220-1BA01-1EA0>

Image database (product images, 2D dimension drawings, 3D models, device circuit diagrams, ...)
http://www.automation.siemens.com/bilddb/cax_en.aspx?mlfb=7KM3220-1BA01-1EA0

CAX-Online-Generator
<http://www.siemens.com/cax>

Tender specifications





last modified:

2/8/2023 

