

# EZ-LIGHT™ 2- or 3-Color General-Purpose Indicators



## Datasheet

To view or download the latest technical information about this product, including specifications, dimensions, accessories, and wiring, see [www.bannerengineering.com](http://www.bannerengineering.com).

	Models <sup>1</sup>		LED Colors — 2 or 3 Lights, Independently Selected <sup>2</sup>			Construction
	PNP Input	NPN Input	Color 1	Color 2	Color 3	
	T8LGRXPQP	T8LGRXNQP	Green	Red	—	Polycarbonate/ABS alloy housing, thermoplastic diffuser IP67
	T8LGXYPQP	T8LGXYNQP	Green	—	Yellow	
	T8LXRYQP	T8LXRYNQP	—	Red	Yellow	
	M18GRXPQ	M18GRXNQ	Green	Red	—	Nickel-plated brass housing, thermoplastic diffuser Fully encapsulated IP67
	M18GXYPQ	M18GXYNQ	Green	—	Yellow	
	M18XRYPQ	M18XRYNQ	—	Red	Yellow	
	M18GRYPQ	M18GRYNQ	Green	Red	Yellow	
	T18GRXPQ	T18GRXNQ	Green	Red	—	Thermoplastic polyester housing, thermoplastic diffuser Fully encapsulated IP67
	T18GXYPQ	T18GXYNQ	Green	—	Yellow	
	T18XRYPQ	T18XRYNQ	—	Red	Yellow	
	T18GRYPQ	T18GRYNQ	Green	Red	Yellow	
	T30GRXPQ	T30GRXNQ	Green	Red	—	Thermoplastic polyester housing, thermoplastic diffuser Fully encapsulated IP67
	T30GXYPQ	T30GXYNQ	Green	—	Yellow	
	T30XRYPQ	T30XRYNQ	—	Red	Yellow	
	T30GRYPQ	T30GRYNQ	Green	Red	Yellow	
	K30LGRXPQ	K30LGRXNQ	Green	Red	—	22 mm threaded polycarbonate base, translucent polycarbonate dome Fully encapsulated IP67, IP69K
	K30LGXYPQ	K30LGXYNQ	Green	—	Yellow	
	K30LXRYPQ	K30LXRYNQ	—	Red	Yellow	
	K30LGRYPQ	K30LGRYNQ	Green	Red	Yellow	



Note: More models on next page.

- <sup>1</sup>
- T8L Models: Standard pigtail QD models are listed. For integral 4-wire cable model, omit suffix QP. For example, T8LGRXP.
  - K30L Models: Standard 4-pin M12/Euro-style QD connector models are listed. For 2 m (6.5') integral 4-wire cable model, omit suffix Q. For example, K30LGRXP. For 150mm (6") PVC cable with 4-pin M12/Euro-style connector, replace suffix Q with QP. For example, K30LGRXPQP. For terminal model, replace suffix Q with T. For example, K30LGRXP.T.
  - K80L Models: Standard 4-pin M12/Euro-style integral QD connector models are listed. For terminal-wired model, omit suffix Q. For example, K80LGRXP.
  - Other Models: Standard 4-pin M12/Euro-style integral QD connector models are listed. For 2 m (6.5') integral 4-wire cable model, omit suffix Q. For example, M18GRXP. For 150 mm (6") PVC cable with 4-pin M12/Euro-style connector, replace suffix Q with QP. For example, M18GRXPQP.
  - Models with a quick disconnect require a mating cordset.
- <sup>2</sup> Contact Banner Engineering for other colors and color combinations.



	Models <sup>1</sup>		LED Colors — 2 or 3 Lights, Independently Selected <sup>2</sup>			Construction
	PNP Input	NPN Input	Color 1	Color 2	Color 3	
	K50LGRXPQ	K50LGRXNQ	Green	Red	—	30 mm polycarbonate base, translucent polycarbonate dome Fully encapsulated IP67, IP69K
	K50LGXYPQ	K50LGXYNQ	Green	—	Yellow	
	K50LXRYPQ	K50LXRYNQ	—	Red	Yellow	
	K50LGRYPQ	K50LGRYNQ	Green	Red	Yellow	
	K50FLGRXPQ	K50FLGRXNQ	Green	Red	—	ABS base, translucent polycarbonate dome Fully encapsulated IP67, IP69K
	K50FLGXYPQ	K50FLGXYNQ	Green	—	Yellow	
	K50FLXRYPQ	K50FLXRYNQ	—	Red	Yellow	
	K50FLGRYPQ	K50FLGRYNQ	Green	Red	Yellow	
	K80LGRXPQ	K80LGRXNQ	Green	Red	—	Polycarbonate base, translucent polycarbonate dome Electronics fully encapsulated IP67
	K80LGXYPQ	K80LGXYNQ	Green	—	Yellow	
	K80LXRYPQ	K80LXRYNQ	—	Red	Yellow	
	K80LGRYPQ	K80LGRYNQ	Green	Red	Yellow	

## Specifications

### Supply Voltage and Current

T8L models: 10 V dc to 30 V dc at 20 mA maximum  
 T18, M18, and K30L models: 10 V dc to 30 V dc at 25 mA maximum per LED color  
 T30 models: 10 V dc to 30 V dc at 40 mA maximum per LED color  
 K50L, K50FL, and K80L models: 18 V dc to 30 V dc at 40 mA maximum per LED color

### Indicators

Entire translucent diffuser or dome provides indication. Green and yellow, when connected to discrete output of 3-wire or 4-wire sensors. For other colors, contact factory for availability.

### Input Response Time

Indicator ON/OFF: 1 ms max.

### Environmental Rating

Rated IEC IP67. T8L not encapsulated; K80L has encapsulated electronics only; other models fully encapsulated.  
 K30L, K50L, and K50FL QD models meet IP69K, per DIN 40050-9.  
 Cabled models also meet IP69K if the cable and cable entrance are protected from high-pressure spray.

### Operating Conditions

Temperature: -40 °C to +50 °C (-40 °F to +122 °F)

### Certifications



K30L and K50L models only:



### Connections

T8L models: 4-pin M12/Euro-style 150 mm (6 in) PVC cable with QD (QP) or 4-wire, 2 m (6.5 ft) integral cable, depending on model  
 K30L models: 4-pin M12/Euro-style QD (Q), 150mm (6") PVC cable with QD (QP), 4-wire, 2 m (6.5 ft) integral cable, or 5 color-coded screw terminal for up to 16 AWG wire, depending on model. Screw terminal max torque: 0.11N-m (1.0lbf-in).  
 K80L models: 4-pin M12/Euro-style integral QD (Q) standard; terminal-wired models available for use with bulk cable; compression fitting optional. Contact Factory for cable information.  
 Other models: 4-pin /M12/Euro-style integral QD (Q), 150 mm (6 in) PVC cable with QD (QP), or 4-wire, 2 m (6.5 ft) integral cable, depending on model

### Construction

See Models lists

### Required Overcurrent Protection



**WARNING:** Electrical connections must be made by qualified personnel in accordance with local and national electrical codes and regulations.

Overcurrent protection is required to be provided by end product application per the supplied table.

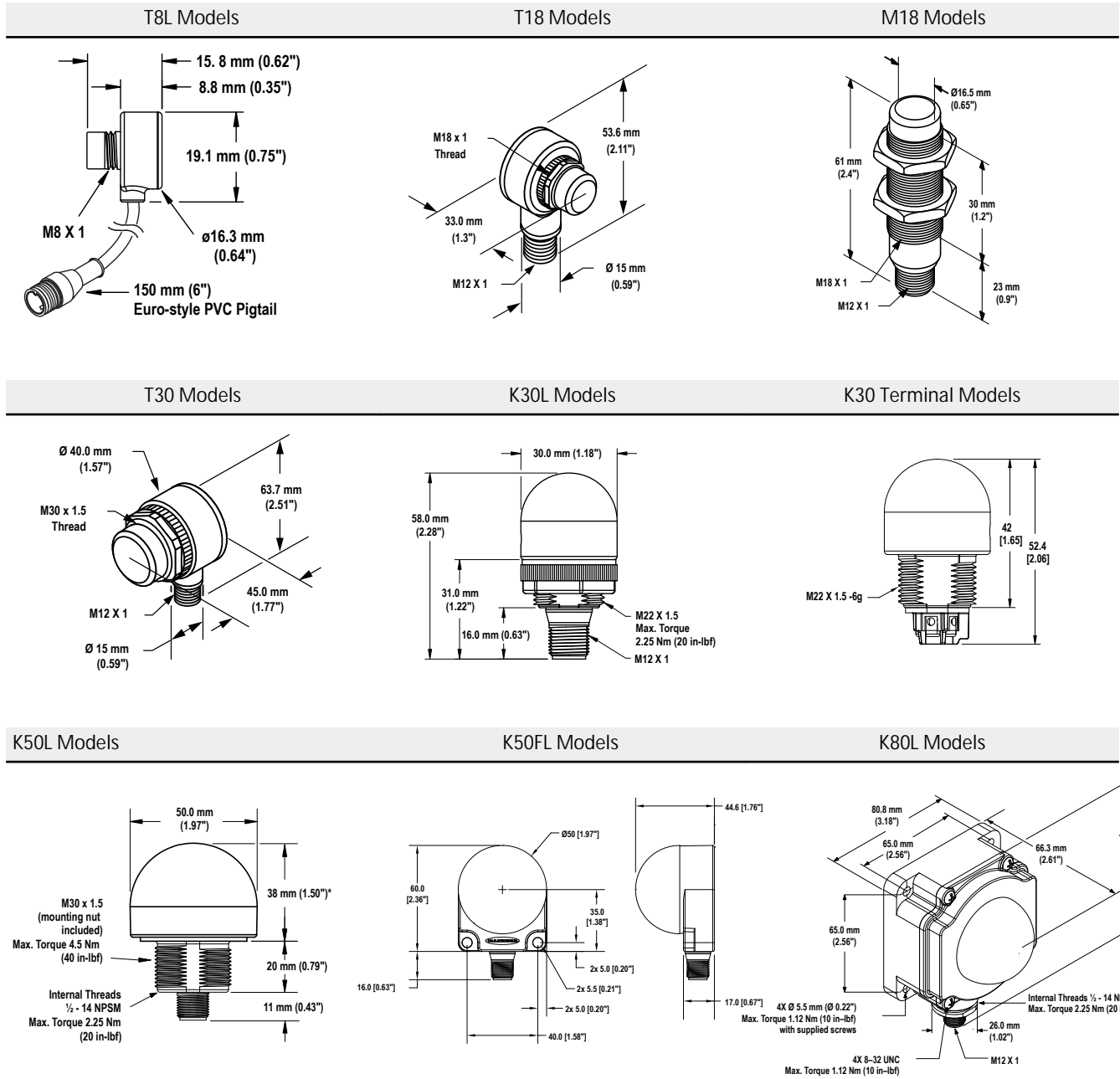
Overcurrent protection may be provided with external fusing or via Current Limiting, Class 2 Power Supply.

Supply wiring leads < 24 AWG shall not be spliced.

For additional product support, go to [www.bannerengineering.com](http://www.bannerengineering.com).

Supply Wiring (AWG)	Required Overcurrent Protection (Amps)
20	5.0
22	3.0
24	2.0
26	1.0
28	0.8
30	0.5

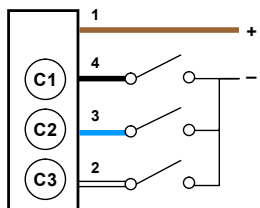
## Dimensions



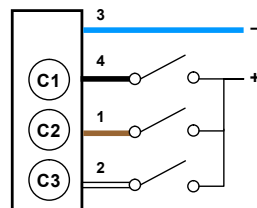
## Wiring Diagrams

### Multi Color Wiring

NPN



PNP



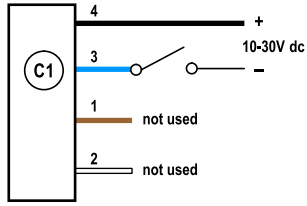
- 1 = Brown
- 2 = White
- 3 = Blue
- 4 = Black
- 5 = Gray

- C1 = Color 1
- C2 = Color 2
- C3 = Color 3

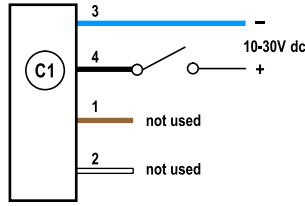
Gray Wire not used in K30 Terminal models

Single Color Wiring

NPN



PNP



Accessories

4-Pin Threaded M12/Euro-Style Cordsets				
Model	Length	Style	Dimensions	Pinout (Female)
MQDC-406	1.83 m (6 ft)	Straight		<p>1 = Brown 2 = White 3 = Blue 4 = Black</p>
MQDC-415	4.57 m (15 ft)			
MQDC-430	9.14 m (30 ft)			
MQDC-450	15.2 m (50 ft)			
MQDC-406RA	1.83 m (6 ft)	Right-Angle		
MQDC-415RA	4.57 m (15 ft)			
MQDC-430RA	9.14 m (30 ft)			
MQDC-450RA	15.2 m (50 ft)			

Banner Engineering Corp. Limited Warranty

Banner Engineering Corp. warrants its products to be free from defects in material and workmanship for one year following the date of shipment. Banner Engineering Corp. will repair or replace, free of charge, any product of its manufacture which, at the time it is returned to the factory, is found to have been defective during the warranty period. This warranty does not cover damage or liability for misuse, abuse, or the improper application or installation of the Banner product.

THIS LIMITED WARRANTY IS EXCLUSIVE AND IN LIEU OF ALL OTHER WARRANTIES WHETHER EXPRESS OR IMPLIED (INCLUDING, WITHOUT LIMITATION, ANY WARRANTY OF MERCHANTABILITY OR FITNESS FOR A PARTICULAR PURPOSE), AND WHETHER ARISING UNDER COURSE OF PERFORMANCE, COURSE OF DEALING OR TRADE USAGE.

This Warranty is exclusive and limited to repair or, at the discretion of Banner Engineering Corp., replacement. IN NO EVENT SHALL BANNER ENGINEERING CORP. BE LIABLE TO BUYER OR ANY OTHER PERSON OR ENTITY FOR ANY EXTRA COSTS, EXPENSES, LOSSES, LOSS OF PROFITS, OR ANY INCIDENTAL, CONSEQUENTIAL OR SPECIAL DAMAGES RESULTING FROM ANY PRODUCT DEFECT OR FROM THE USE OR INABILITY TO USE THE PRODUCT, WHETHER ARISING IN CONTRACT OR WARRANTY, STATUTE, TORT, STRICT LIABILITY, NEGLIGENCE, OR OTHERWISE.

Banner Engineering Corp. reserves the right to change, modify or improve the design of the product without assuming any obligations or liabilities relating to any product previously manufactured by Banner Engineering Corp. Any misuse, abuse, or improper application or installation of this product or use of the product for personal protection applications when the product is identified as not intended for such purposes will void the product warranty. Any modifications to this product without prior express approval by Banner Engineering Corp will void the product warranties. All specifications published in this document are subject to change; Banner reserves the right to modify product specifications or update documentation at any time. Specifications and product information in English supersede that which is provided in any other language. For the most recent version of any documentation, refer to:

[www.bannerengineering.com](http://www.bannerengineering.com).