









EZ-LIGHT™ 2-Color Indicators for Use with Sensors



Datasheet

DC-operated LED indicators

To view or download the latest technical information about this product, including specifications, dimensions, accessories, and wiring, see www.bannerengineering.com.

Models		Inputs	Models		Inputs
	T8LGYX7PQP	PNP		K30LGYX7PQ	PNP
	T8LGYX7NQP	NPN		K30LGYX7NQP	NPN
<ul style="list-style-type: none"> Polycarbonate/ABS alloy housing, thermoplastic diffuser IP67 			<ul style="list-style-type: none"> 22 mm threaded polycarbonate base, translucent polycarbonate dome Fully encapsulated IP67, IP69K 		
	M18GYX7PQ	PNP		K50LGYX7PQ	PNP
	M18GYX7NQP	NPN		K50LGYX7NQP	NPN
<ul style="list-style-type: none"> Nickel-plated brass housing, thermoplastic diffuser Fully encapsulated IP67 			<ul style="list-style-type: none"> 30 mm threaded polycarbonate base, translucent polycarbonate dome Fully encapsulated IP67, IP69K 		
	T18GYX7PQ	PNP		K50FLGYX7PQ	PNP
	T18GYX7NQP	NPN		K50FLGYX7NQP	NPN
<ul style="list-style-type: none"> Thermoplastic polyester housing, thermoplastic diffuser Fully encapsulated IP67 			<ul style="list-style-type: none"> Polycarbonate base, translucent polycarbonate dome Fully encapsulated IP67, IP69K 		
	T30GYX7PQ	PNP		K80LGYX7PQ	PNP
	T30GYX7NQP	NPN		K80LGYX7NQP	NPN
<ul style="list-style-type: none"> Thermoplastic polyester housing, thermoplastic diffuser Fully encapsulated IP67 			<ul style="list-style-type: none"> ABS and polycarbonate base, translucent polycarbonate dome Electronics fully encapsulated IP67 		

A QD model requires a mating cable; see [Cordsets](#) (p. 3).

T8L Models: Standard pigtail QD models are listed. To order the integral 4-wire cable model, omit suffix **QP** (for example, **T8LGYX7P**).

K80L Models: Standard 4-pin Euro integral QD connector models are listed. To order the terminal-wired model, omit suffix **Q** (for example, **K80LGYX7P**).

Other Models: Standard 4-pin Euro integral QD connector models are listed. To order the 2 m (6.5 ft) integral 4-wire cable model, omit suffix **Q** (example, **M18GYX7P**). To order the 150 mm (5.9 in) PVC pigtail with 4-pin Euro connector, replace suffix **Q** with **QP** (for example, **M18GYX7PQP**).

Contact the factory for other colors/color combinations, including: blue, white, and orange.

Specifications

Supply Voltage and Current

T8L models: 10 V dc to 30 V dc at 20 mA maximum
T18, M18, and K30L models: 10 V dc to 30 V dc at 25 mA maximum per LED color
T30 models: 10 V dc to 30 V dc at 40 mA maximum per LED color
K50L, K50FL, and K80L models: 18 V dc to 30 V dc at 40 mA maximum per LED color

Indicators

Entire translucent diffuser or dome provides indication. Green and yellow, when connected to discrete output of 3-wire or 4-wire sensors. For other colors, contact factory for availability.

Input Response Time

Indicator ON/OFF: 1 ms max.

Connections

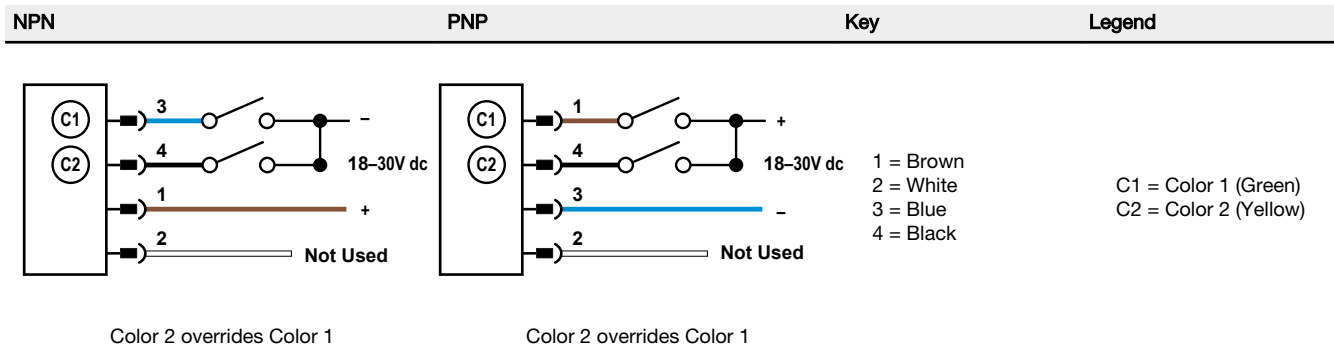
T8L models: 4-pin M12/Euro-style 150 mm (6 in) PVC cable with QD (QP) or 4-wire, 2 m (6.5 ft) integral cable, depending on model
K30L models: 4-pin M12/Euro-style QD (Q), 150mm (6") PVC cable with QD (QP), 4-wire, 2 m (6.5 ft) integral cable, or 5 color-coded screw terminal for up to 16 AWG wire, depending on model. Screw terminal max torque: 0.11N-m (1.0lbf-in).
K80L models: 4-pin M12/Euro-style integral QD (Q) standard; terminal-wired models available for use with bulk cable; compression fitting optional. Contact Factory for cable information.
Other models: 4-pin /M12/Euro-style integral QD (Q), 150 mm (6 in) PVC cable with QD (QP), or 4-wire, 2 m (6.5 ft) integral cable, depending on model

Construction

See Models lists



Wiring



Cordsets

4-Pin Threaded M12/Euro-Style Cordsets—Single Ended				
Model	Length	Style	Dimensions	Pinout (Female)
MQDC-406	1.83 m (6 ft)	Straight		<p>1 = Brown 2 = White 3 = Blue 4 = Black</p>
MQDC-415	4.57 m (15 ft)			
MQDC-430	9.14 m (30 ft)			
MQDC-450	15.2 m (50 ft)	Right-Angle		
MQDC-406RA	1.83 m (6 ft)			
MQDC-415RA	4.57 m (15 ft)			
MQDC-430RA	9.14 m (30 ft)			
MQDC-450RA	15.2 m (50 ft)			

4-Pin Threaded M12/Euro-Style Cordsets—Double Ended				
Model	Length	Style	Dimensions	Pinout
MQDEC-401SS	0.31 m (1 ft)	Male Straight/Female Straight		Female
MQDEC-403SS	0.91 m (3 ft)			
MQDEC-406SS	1.83 m (6 ft)			Male
MQDEC-412SS	3.66 m (12 ft)			
MQDEC-420SS	6.10 m (20 ft)			
MQDEC-430SS	9.14 m (30 ft)			
MQDEC-450SS	15.2 m (50 ft)			<p>1 = Brown 2 = White 3 = Blue 4 = Black</p>

4-Pin Threaded M12/Euro-Style Cordsets—Double Ended				
Model	Length	Style	Dimensions	Pinout
MQDEC-403RS	0.91 m (1 ft)	Male Right-Angle/ Female Straight		
MQDEC-406RS	1.83 m (3 ft)			
MQDEC-412RS	3.66 m (12 ft)			
MQDEC-420RS	6.10 m (20 ft)			
MQDEC-430RS	9.14 m (30 ft)			
MQDEC-450RS	15.2 m (50 ft)			

4-Pin Threaded M12/Euro-Style Splitter Cordsets—Flat Junction				
Model	Branches (Female)	Trunk (Male)	Pinout	
CSB-M1240M1240	No branch	No trunk		
CSB-M1240M1241	2 x 0.30 m (1 ft)	No trunk		
CSB-M1241M1241		0.30 m (1 ft)		
CSB-M1248M1241		2.50 m (8 ft)		
CSB-M12415M1241		4.57 m (15 ft)		
CSB-M12425M1241		7.60 m (25 ft)		
CSB-UNT425M1241		7.60 m (25 ft) Unterminated		

Banner Engineering Corp. Limited Warranty

Banner Engineering Corp. warrants its products to be free from defects in material and workmanship for one year following the date of shipment. Banner Engineering Corp. will repair or replace, free of charge, any product of its manufacture which, at the time it is returned to the factory, is found to have been defective during the warranty period. This warranty does not cover damage or liability for misuse, abuse, or the improper application or installation of the Banner product.

THIS LIMITED WARRANTY IS EXCLUSIVE AND IN LIEU OF ALL OTHER WARRANTIES WHETHER EXPRESS OR IMPLIED (INCLUDING, WITHOUT LIMITATION, ANY WARRANTY OF MERCHANTABILITY OR FITNESS FOR A PARTICULAR PURPOSE), AND WHETHER ARISING UNDER COURSE OF PERFORMANCE, COURSE OF DEALING OR TRADE USAGE.

This Warranty is exclusive and limited to repair or, at the discretion of Banner Engineering Corp., replacement. **IN NO EVENT SHALL BANNER ENGINEERING CORP. BE LIABLE TO BUYER OR ANY OTHER PERSON OR ENTITY FOR ANY EXTRA COSTS, EXPENSES, LOSSES, LOSS OF PROFITS, OR ANY INCIDENTAL, CONSEQUENTIAL OR SPECIAL DAMAGES RESULTING FROM ANY PRODUCT DEFECT OR FROM THE USE OR INABILITY TO USE THE PRODUCT, WHETHER ARISING IN CONTRACT OR WARRANTY, STATUTE, TORT, STRICT LIABILITY, NEGLIGENCE, OR OTHERWISE.**

Banner Engineering Corp. reserves the right to change, modify or improve the design of the product without assuming any obligations or liabilities relating to any product previously manufactured by Banner Engineering Corp. Any misuse, abuse, or improper application or installation of this product or use of the product for personal protection applications when the product is identified as not intended for such purposes will void the product warranty. Any modifications to this product without prior express approval by Banner Engineering Corp will void the product warranties. All specifications published in this document are subject to change. Banner reserves the right to modify product specifications or update documentation at any time. Specifications and product information in English supersede that which is provided in any other language. For the most recent version of any documentation, refer to: www.bannerengineering.com.

For patent information, see www.bannerengineering.com/patents.