


Photoelectrics

Retro-reflective, Polarized, Relay Output

Type PC50CNP06RP

CARLO GAVAZZI



- Range: 6 m
- Adjustable sensitivity
- Modulated, visible red light, polarized
- High immunity to shiny surfaces
- Supply voltage: 12 to 240 VDC and 24 to 240 VAC, 50/60 Hz
- Output: Relay 3 A, 30 VDC, 250 VAC
- Make or break switching function
- LED-indication for output ON, signal stability and supply ON
- High degree of EMC



Product Description

The PC50CNP. is a general purpose polarized retro-reflective sensor in a compact squared 17 x 50 x 50 mm reinforced PC/ABS-housing. It is useful in applications where basic sensors provide ade-

quate sensing performance. The long sensing range in addition to sensitivity adjustment gives a very flexible sensor. Light and dark operation is switch selectable.

Ordering Key

PC50CNP06RP

Type	_____
Housing style	_____
Housing size	_____
Housing material	_____
Housing length	_____
Detection principle	_____
Sensing distance	_____
Output type	_____
Output configuration	_____

Type Selection

Housing W x H x D	Range (S _n)	Ordering no. Make and break switching
17 x 50 x 50 mm	6 m	PC 50 CNP 06 RP

Note: Reflectors to be ordered separately

Specifications

Rated operating distance (S_n)	Up to 6 m, with reflector type ER 4, ref. target	Ambient light	Max. 10'000 lux
Blind zone	Max. 20 cm	Operating frequency	20 Hz
Sensitivity	Adj. by single-turn. pot.	Response time	
Temperature drift	≤ 0.5%/°C	OFF-ON (t _{ON})	≤ 25 ms
Hysteresis (H)		ON-OFF (t _{OFF})	≤ 25 ms
Differential travel	3-20%	Power ON delay (t_v)	≤ 300 ms
Rated operational volt. (U_B)	12-240 VDC 24-240 VAC, 50 to 60 Hz	Output function	Light or dark operation is switch selectable
Rated operational power	≤ 2.5 VA (relay ON)	Indication function	
Output		Output ON	LED, yellow
Contact ratings		Supply ON, signal stability	LED, green
Resistive loads	AC 1 3 A/250 VAC DC 1 3 A/30 VDC (>10 mA/5 VDC)	Environment	
Mechanical life (typical)	≥ 15 x 10 ⁶ operations	Overvoltage category	II (IEC 60664/60664A; 60947-1)
Electrical life (typical)	≥ 1 x 10 ⁵ operations at 3 A/240 VAC	Pollution degree	3 (IEC 60664/60664A; 60947-1)
Protection	Reverse polarity, transients	Degree of protection	IP 67 (IEC 60529; 60947-1)
Light source	GaAlAs, LED, 660 nm	Temperature	
Light type	Visible red, modulated	Operating	-20° to +60°C (-4° to +140°F)
Sensing angle	± 2° at 1/2 range	Storage	-25° to +70°C (-13° to +158°F)
		Vibration	10 to 150 Hz, 0.5 mm/7.5 g (IEC 60068-2-6)
		Shock	2 x 1 m & 100 x 0.5 m (IEC 60068-2-32)

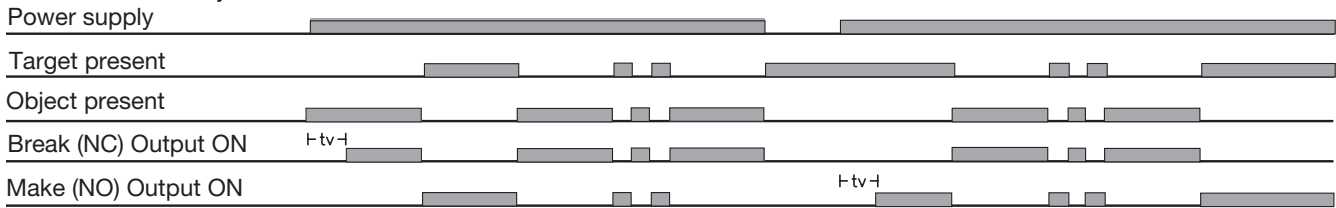


Specifications (cont.)

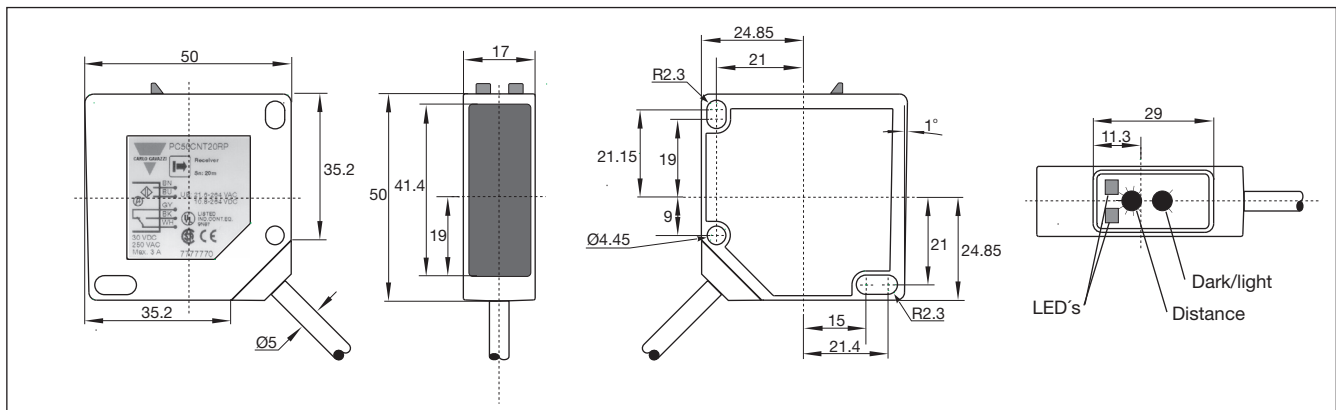
Rated insulation voltage	250 VAC (rms)	Connection	
Housing material		Cable	Grey, 2 m, 5 x 0.34 mm ²
Body	PC/ABS, grey reinforced	Cable gland	Nickel-plated brass
Front glass	Red PMMA	Weight	130 g
Mounting bracket	Steel, galvanized	Approvals	UL, CSA
		CE-marking	Yes

Operation Diagram

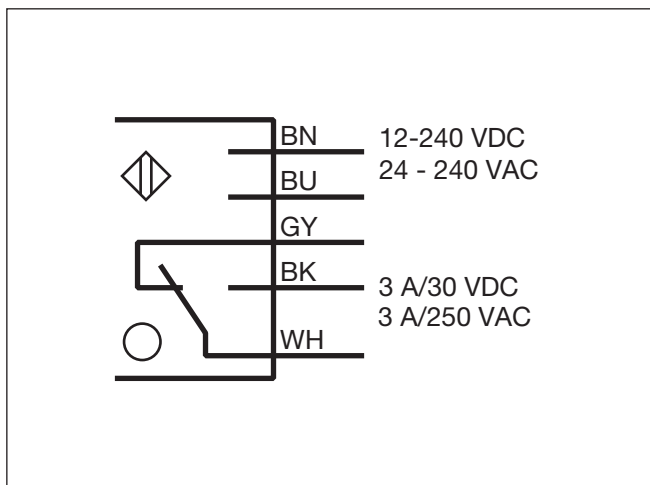
tv = Power ON delay



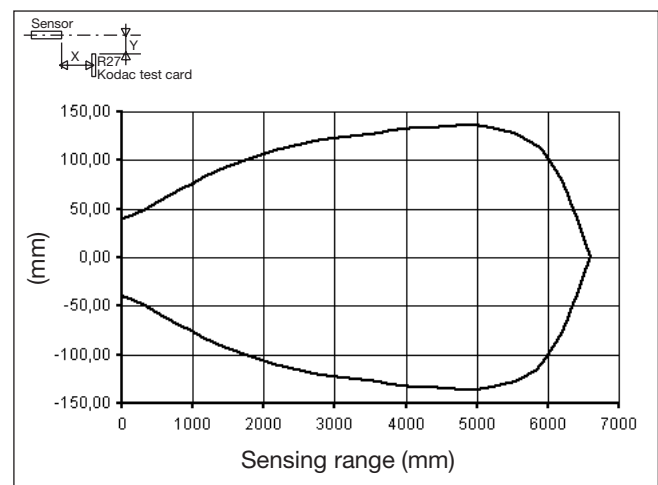
Dimensions



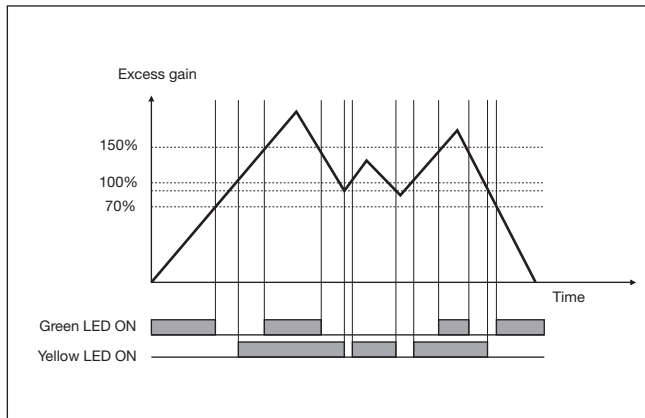
Wiring Diagram



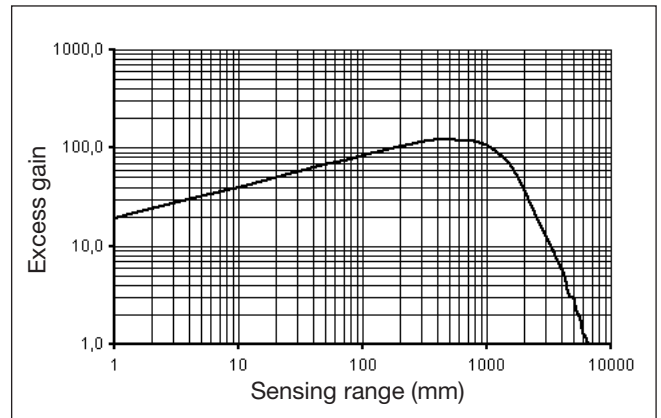
Detection Diagram



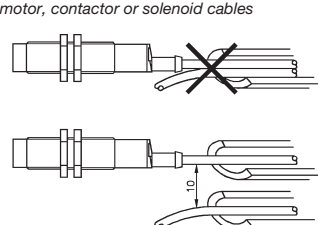
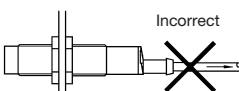

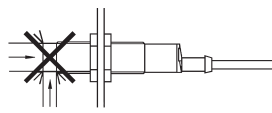
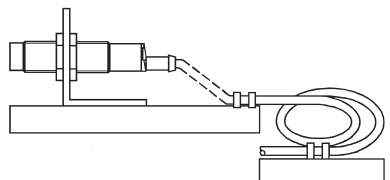
Signal Stability



Excess Gain



Installation Hints

<p>To avoid interference from inductive voltage/current peaks, separate the prox. switch power cables from any other power cables, e.g. motor, contactor or solenoid cables</p> 	<p>Relief of cable strain</p> <p>Incorrect</p>  <p>Correct</p>  <p>The cable should not be pulled</p>	<p>Protection of the sensing face</p>  <p>A proximity switch should not serve as mechanical stop</p>	<p>Switch mounted on mobile carrier</p>  <p>Any repetitive flexing of the cable should be avoided</p>
--	--	---	---

Delivery Contents

- Photoelectric switch: PC50CNP..
- Installation instruction
- Mounting bracket APC50-1
- **Packaging:** Cardboard box

Accessories

- Reflectors: ER-series
- Screwdriver for adjustment: 77-001

