

NH fuse-links gTr 400VAC

top indicator/live gripping-lugs size 2, 3, 4a

LOW VOLTAGE IEC FUSES

IEC NH FUSE-LINKS



The NH system is classified among plug-in fuse systems and is composed of:

- fuse-base, (possibly including terminal covers and phase barriers)
- fuse-link with blade contact
- fuse-link replacement device (LV HRC fuse puller)

Since the design of this system cannot guarantee non-interchangeability of rated current, it must be handled by a qualified professional.

NH-fuse links „gTr“ are used for the protection of transformers. The time/current characteristic is especially adapted to that of the protected transformer and implies optimal selectivity to NH-fuse links characteristic gG. The fuses can be loaded with 1,3 times nominal current for up to 10 hours. The fuse link operates at 1,5 times nominal transformer current within 2 hours.

TECHNICAL DATA OVERVIEW

Voltage AC	400 VAC
Nominal capacity of transformer	50 ... 1000 kVA
Ampere Range (A)	72 ... 1443 A
Size per Standard	Sizes 2, 3, 4a
Speed/Characteristic	gTr
I.R. AC (IEC)	100 kA
Body Material	ceramic
Contact Materials	copper, silver-plated

FEATURES & BENEFITS

- Maximum transformer capacity (up to 1,3 x In)
- Reduction of unnecessary interruption of operation
- Precise cut off of overload
- Characteristic adapted to the transformer
- Resistant to ageing
- Selectivity to fuse links gG
- High current limiting
- High breaking capacity
- Easy selection between transformer and fuse link

APPLICATIONS

- Protection of transformers

STANDARDS

- VDE 0636 Part 201
- IEC 60269-1 and -2



NH fuse-links gTr 400VAC

top indicator/live gripping-lugs size 2, 3, 4a

PRODUCT RANGE



NH22GTR250KVA-8

Size 2C&2 gTr 400VAC top indicator

Catalog number	Item number	Rated current I_n	Power dissipation at I_n	Transformer nominal capacity	Width	Package	Weight
NH2GTR50KVA-8	Z1028697	72 A	5.5 W	50 kVA	40 mm	3/30	0.5 kg
NH2GTR75KVA-8	A1028698	108 A	7.3 W	75 kVA	40 mm	3/30	0.5 kg
NH2GTR100KVA-8	B1028699	144 A	9 W	100 kVA	40 mm	3/30	0.5 kg
NH2GTR125KVA-8	D1028701	180 A	11.2 W	125 kVA	40 mm	3/30	0.5 kg
NH2GTR160KVA-8	E1028702	231 A	14 W	160 kVA	40 mm	3/30	0.5 kg
NH22GTR200KVA-8	F1028703	289 A	16 W	200 kVA	50 mm	3/24	0.5 kg
NH22GTR250KVA-8	G1028704	361 A	21 W	250 kVA	50 mm	3/24	0.5 kg



NH32GTR630KVA-8

Size 3C&3 gTr 400VAC top indicator

Catalog number	Item number	Rated current I_n	Power dissipation at I_n	Transformer nominal capacity	Width	Package	Weight
NH3GTR50KVA-8	K1028707A	72 A	5.5 W	50 kVA	50 mm	1	1 kg
NH3GTR75KVA-8	L1028708A	108 A	7.3 W	75 kVA	50 mm	1	1 kg
NH3GTR100KVA-8	M1028709A	144 A	9 W	100 kVA	50 mm	1	1 kg
NH3GTR125KVA-8	N1028710A	180 A	11.2 W	125 kVA	50 mm	1	1 kg
NH3GTR160KVA-8	P1028711A	231 A	14 W	160 kVA	50 mm	1	1 kg
NH3GTR200KVA-8	Q1028712A	289 A	16 W	200 kVA	50 mm	1	1 kg
NH3GTR250KVA-8	R1028713A	361 A	21 W	250 kVA	50 mm	1	1 kg
NH32GTR315KVA-8	S1028714A	455 A	25 W	315 kVA	71 mm	1	1 kg
NH32GTR400KVA-8	T1028715A	577 A	31 W	400 kVA	71 mm	1	1 kg
NH32GTR500KVA-8	V1028716A	722 A	53 W	500 kVA	71 mm	1	1 kg
NH32GTR630KVA-8	W1028717A	909 A	62 W	630 kVA	71 mm	1	1 kg



NH4AGTR100KVA-8

Size 4aC&4a gTr 400VAC top indicator

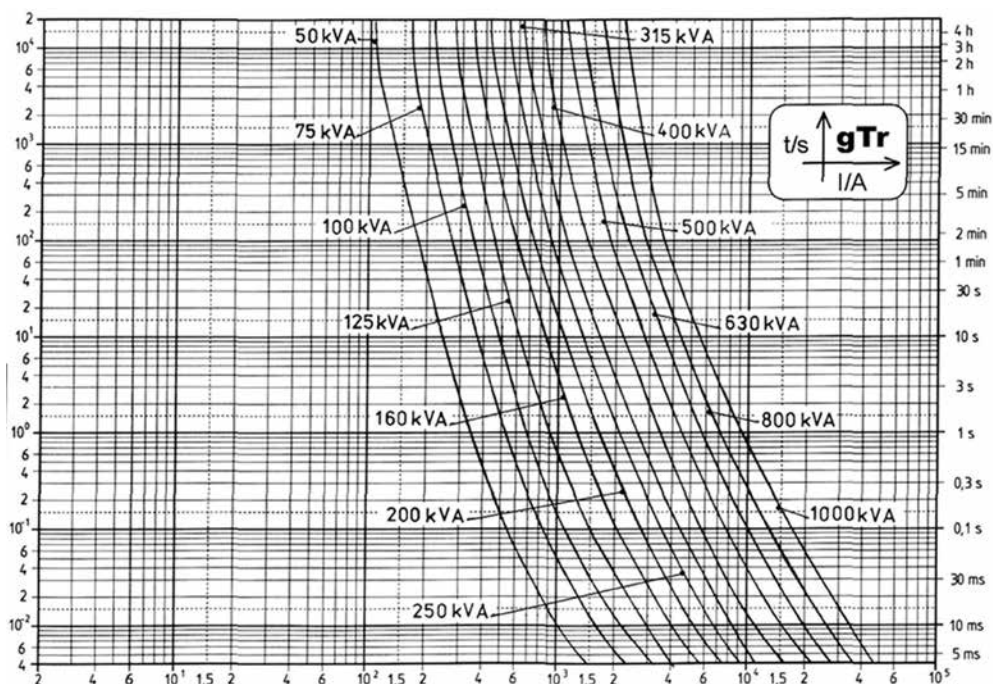
Catalog number	Item number	Rated current I_n	Power dissipation at I_n	Transformer nominal capacity	Width	Package	Weight
NH4AGTR100KVA-8	E1028725	144 A	12 W	100 kVA	73 mm	1	2.2 kg
NH4AGTR125KVA-8	F1028726	180 A	15 W	125 kVA	73 mm	1	2.2 kg
NH4AGTR160KVA-8	G1028727	231 A	18 W	160 kVA	73 mm	1	2.2 kg
NH4AGTR200KVA-8	H1028728	289 A	23 W	200 kVA	73 mm	1	2.2 kg
NH4AGTR250KVA-8	J1028729	361 A	28 W	250 kVA	73 mm	1	2.2 kg
NH4AGTR315KVA-8	K1028730	455 A	32 W	315 kVA	73 mm	1	2.2 kg
NH4AGTR400KVA-8	L1028731	577 A	39 W	400 kVA	73 mm	1	2.2 kg
NH42GTR500KVA-8	V1030487	722 A	49 W	500 kVA	98 mm	1	2.2 kg
NH42GTR630KVA-8	W1030488	909 A	66 W	630 kVA	98 mm	1	2.2 kg
NH42GTR800KVA-8	Y1030490	1155 A	81 W	800 kVA	98 mm	1	2.2 kg
NH42GR1000KVA-8	B1029067	1443 A	108 W	1000 kVA	98 mm	1	2.2 kg

MERSEN reserves the right to change, update or correct, without notice, any information contained in this datasheet.

NH fuse-links gTr 400VAC

top indicator/live gripping-lugs size 2, 3, 4a

TIME CURRENT CHARACTERISTIC CURVES

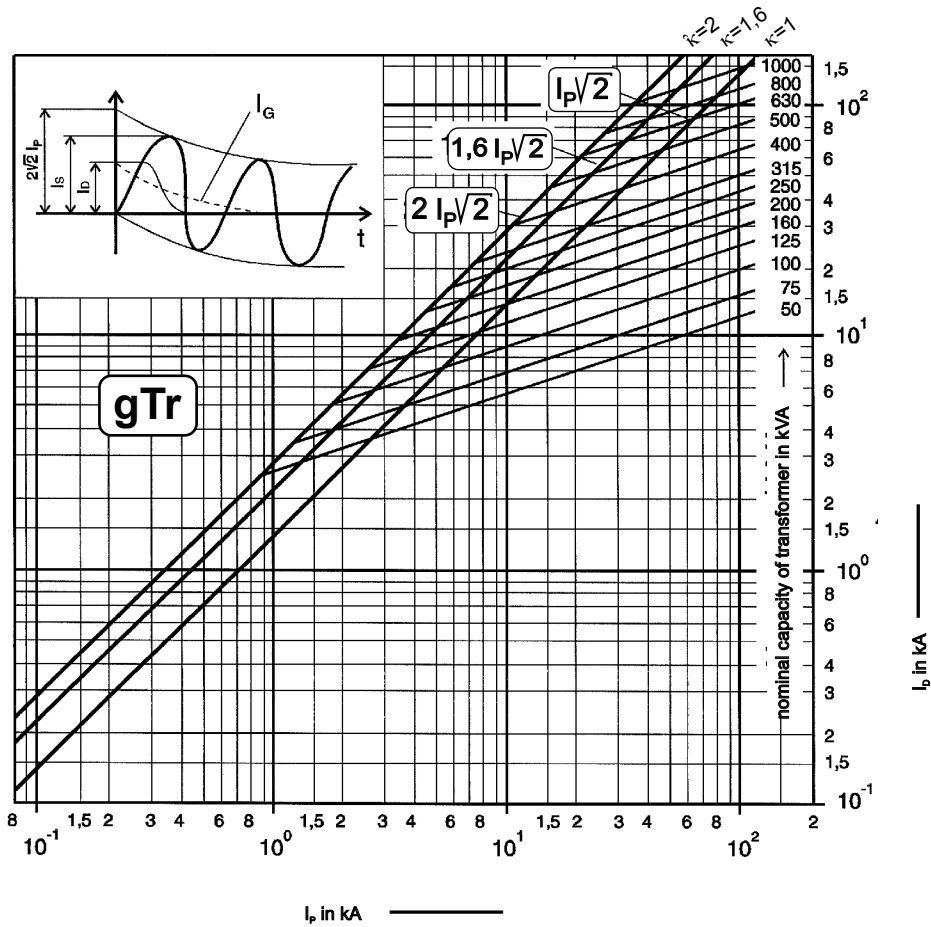


MERSEN reserves the right to change, update or correct, without notice, any information contained in this datasheet.

NH fuse-links gTr 400VAC

top indicator/live gripping-lugs size 2, 3, 4a

CUT-OFF CURRENT CHARACTERISTIC

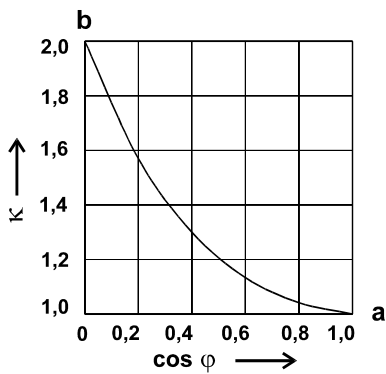


CORRECTION FACTOR

Correction factor of aperiodic component

a ... short_circuit current without direct current component ($k = 1$)

b ... short circuit current with direct current component ($k = 2$)

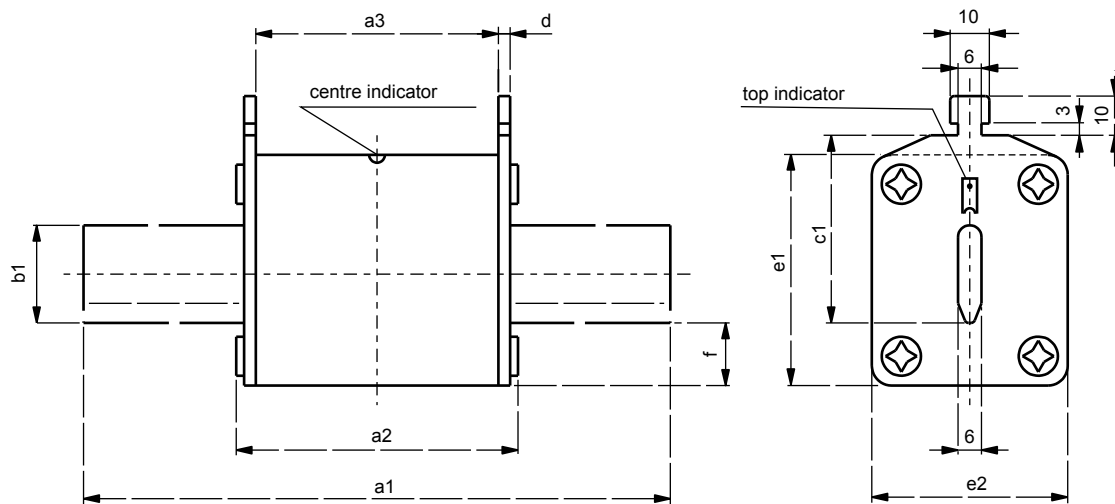


NH fuse-links gTr 400VAC

top indicator/live gripping-lugs size 2, 3, 4a

DIMENSIONS

IEC LV NH_fuse link gTr size 2, 3, 4a (M02037_gTr)



size	a1	a2	a3	b1	c1	d	e1	e2	f	design	
2	150	72	62	20	48	2.5	48	40	12	live tags compact	
				25			59	50		live tags standard	
		74	64	20		2	53	42		14	insulated tags compact
				25			60	53			insulated tags standard
3	150	73	62	25	60	2.8	59	50	13	live tags compact	
				32			71	71		17	live tags standard
		74	64	25		2	60	53		14	insulated tags compact
				32			75	73			17
4a	200	96	82	50	85	4.0	109	98	27	live tags	

Dimensions in mm

MERSEN reserves the right to change, update or correct, without notice, any information contained in this datasheet.