

NH fuse-links gTr 400VAC

middle indicator/isolated gripping-lugs size 2, 3

LOW VOLTAGE IEC FUSES

IEC NH FUSE-LINKS



The NH system is classified among plug-in fuse systems and is composed of:

- fuse-base, (possibly including terminal covers and phase barriers)
- fuse-link with blade contact
- fuse-link replacement device (LV HRC fuse puller)

Since the design of this system cannot guarantee non-interchangeability of rated current, it must be handled by a qualified professional.

NH-fuse links „gTr“ are used for the protection of transformers. The time/current characteristic is especially adapted to that of the protected transformer and implies optimal selectivity to NH-fuse links characteristic gG. The fuses can be loaded with 1,3 times nominal current for up to 10 hours. The fuse link operates at 1,5 times nominal transformer current within 2 hours.

TECHNICAL DATA OVERVIEW

Voltage AC	400 VAC
Nominal capacity of transformer	50 ... 400 kVA
Ampere Range (A)	72 ... 577 A
Size per Standard	Sizes 2, 3, 4a
Speed/Characteristic	gTr
I.R. AC (IEC)	100 kA
Body Material	ceramic
Contact Materials	copper, silver-plated

FEATURES & BENEFITS

- Maximum transformer capacity (up to 1,3 x In)
- Reduction of unnecessary interruption of operation
- Precise cut off of overload
- Characteristic adapted to the transformer
- Resistant to ageing
- Selectivity to fuse links gG
- High current limiting
- High breaking capacity
- Easy selection between transformer and fuse link

APPLICATIONS

- Protection of transformers

STANDARDS

- VDE 0636 Part 201
- IEC 60269-1 and -2



NH fuse-links gTr 400VAC

middle indicator/isolated gripping-lugs size 2, 3

PRODUCT RANGE



NH22GTR250KVA-1

Size 2C&2 gTr 400VAC isolated gripping-lugs

Catalog number	Item number	Rated current I_n	Power dissipation at I_n	Transformer nominal capacity	Width	Package	Weight
NH2GTR50KVA-1	M1028686	72 A	5.5 W	50 kVA	42 mm	3/30	0.5 kg
NH2GTR75KVA-1	N1028687	108 A	7.3 W	75 kVA	42 mm	3/30	0.5 kg
NH2GTR100KVA-1	P1028688	144 A	9 W	100 kVA	42 mm	3/30	0.5 kg
NH2GTR125KVA-1	Q1028689	180 A	11.2 W	125 kVA	42 mm	3/30	0.5 kg
NH2GTR160KVA-1	R1028690	231 A	14 W	160 kVA	42 mm	3/30	0.5 kg
NH22GTR200KVA-1	Q1030529	289 A	16 W	200 kVA	53 mm	3/24	0.5 kg
NH22GTR250KVA-1	R1030530	361 A	21 W	250 kVA	53 mm	3/24	0.5 kg

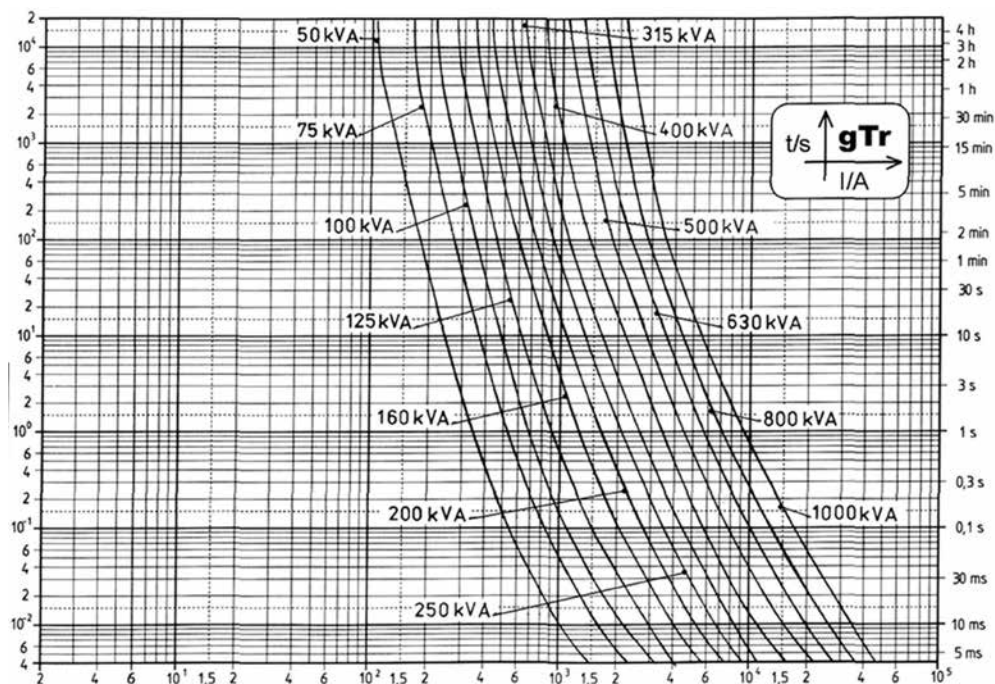


NH32GTR400KVA-1

Size 3C&3 gTr 400VAC isolated gripping-lugs

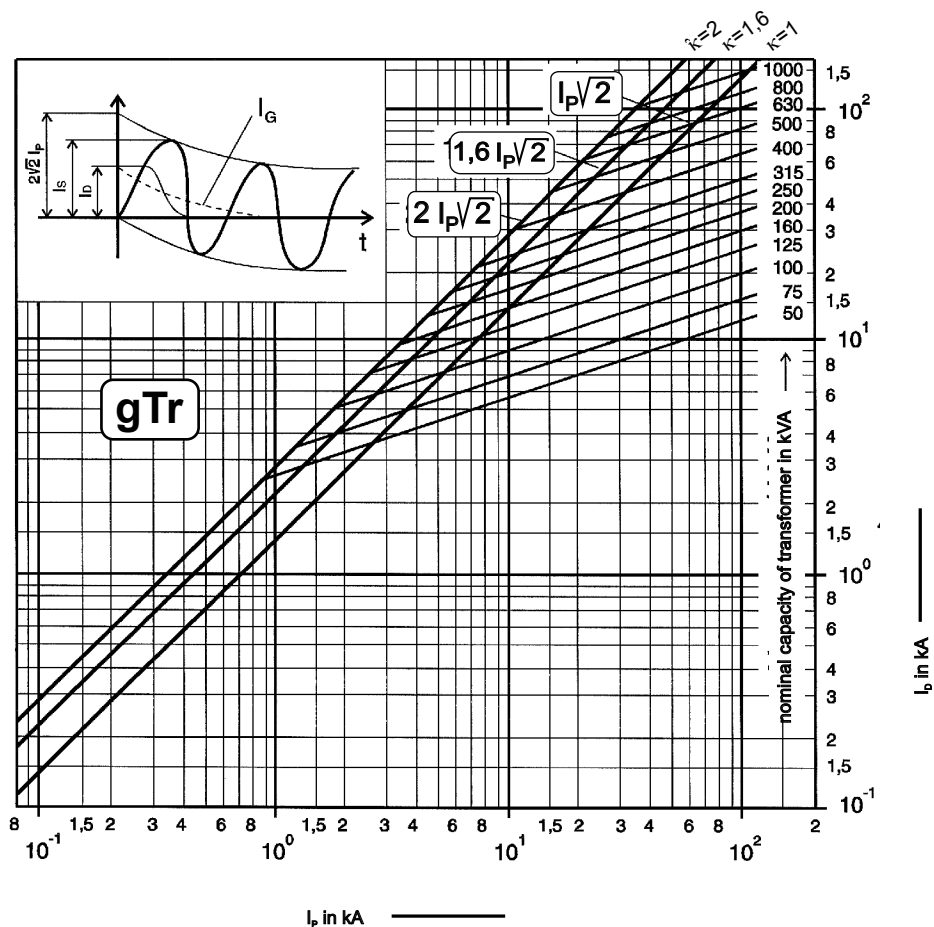
Catalog number	Item number	Rated current I_n	Power dissipation at I_n	Transformer nominal capacity	Width	Package	Weight
NH3GTR50KVA-1	S1030531A	72 A	5.5 W	50 kVA	53 mm	1	1 kg
NH3GTR75KVA-1	T1030532A	108 A	7.3 W	75 kVA	53 mm	1	1 kg
NH3GTR100KVA-1	V1030533A	144 A	9 W	100 kVA	53 mm	1	1 kg
NH3GTR125KVA-1	W1030534A	180 A	11.2 W	125 kVA	53 mm	1	1 kg
NH3GTR160KVA-1	X1030535A	231 A	14 W	160 kVA	53 mm	1	1 kg
NH3GTR200KVA-1	Y1030536A	289 A	16 W	200 kVA	53 mm	1	1 kg
NH3GTR250KVA-1	Z1030537A	361 A	21 W	250 kVA	53 mm	1	1 kg
NH32GTR315KVA-1	D1030541A	455 A	21 W	315 kVA	73 mm	1	1 kg
NH32GTR400KVA-1	E1030542A	577 A	25 W	400 kVA	73 mm	1	1 kg

TIME CURRENT CHARACTERISTIC CURVES



MERSEN reserves the right to change, update or correct, without notice, any information contained in this datasheet.

CUT-OFF CURRENT CHARACTERISTIC

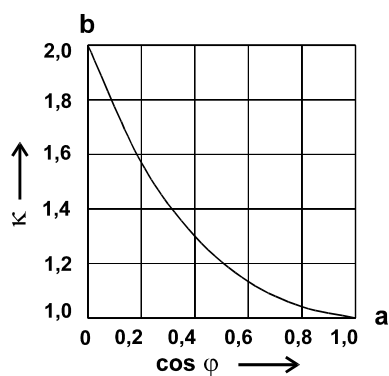


CORRECTION FACTOR

Correction factor of aperiodic component

a ... short_circuit current without direct current component ($k = 1$)

b ... short circuit current with direct current component ($k = 2$)

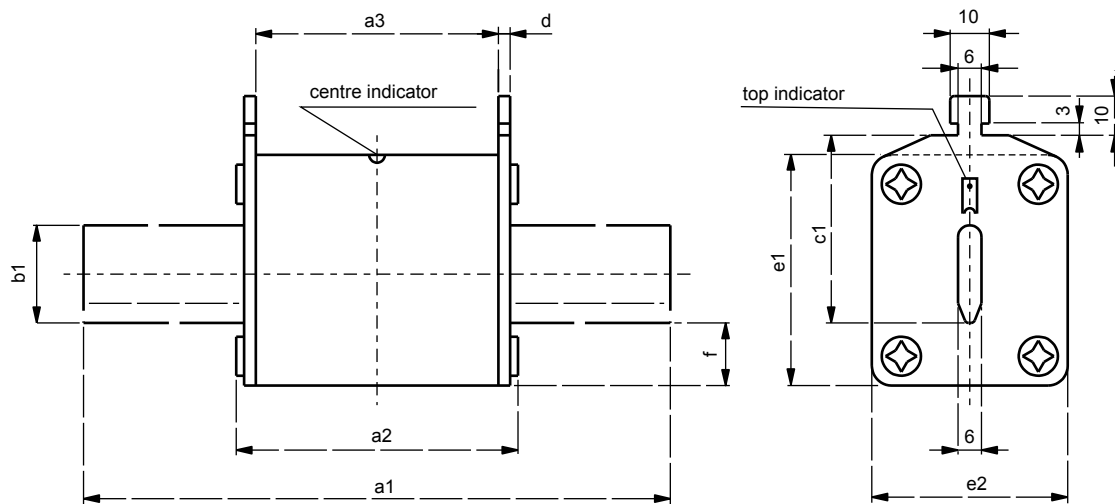


NH fuse-links gTr 400VAC

middle indicator/isolated gripping-lugs size 2, 3

DIMENSIONS

IEC LV NH_fuse link gTr size 2, 3, 4a (M02037_gTr)



size	a1	a2	a3	b1	c1	d	e1	e2	f	design	
2	150	72	62	20	48	2.5	48	40	12	live tags compact	
				25			59	50		live tags standard	
		74	64	20		2	53	42		14	insulated tags compact
				25			60	53			insulated tags standard
3	150	73	62	25	60	2.8	59	50	13	live tags compact	
				32			71	71		17	live tags standard
		74	64	25		2	60	53		14	insulated tags compact
				32			75	73			17
4a	200	96	82	50	85	4.0	109	98	27	live tags	

Dimensions in mm

MERSEN reserves the right to change, update or correct, without notice, any information contained in this datasheet.